

Amelia Earhart Elementary



School Information

394 students

65% qualify for Free/Reduced Lunch (Title 1 School)

Demographics:

- 59% Caucasian
- 35% Hispanic
- 4% Pacific Islander
- 1% Asian
- 1% Black
- <1% American Indian
- <1% Multi Race

As a good learner

Value collaboration

Persevere

Ask questions

Think out loud

Offer solutions

Reflect on my learning and actions



Respect

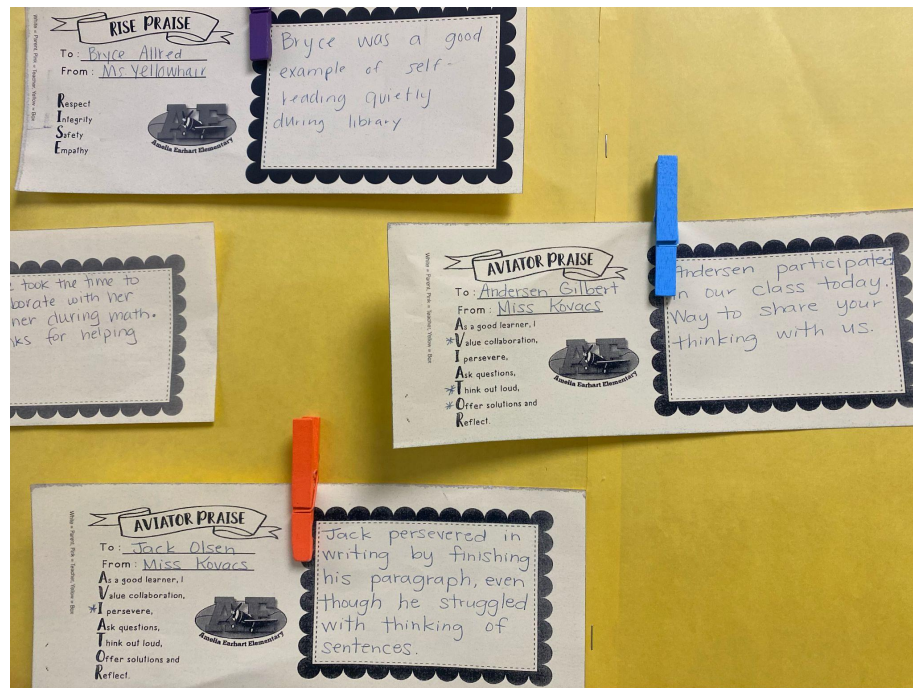
Integrity

Safety

Empathy



Praise Notes to encourage these behaviors



Student Achievement and Growth

HOW IS THE STATE PERFORMING IN EACH COMPONENT?

PARTICIPATION RATE: 99.7%

[View Details](#)

2022




Typical

ACHIEVEMENT

English Language Arts	38.5%
Mathematics	37.3%
Science	45.7%

[View Details](#)



Exemplary

GROWTH

English Language Arts	65.4%	Average
Mathematics	72.9%	Average
Science	72.0%	Average
Growth of Lowest 25%	78.1%	High

[View Details](#)



Critical Needs

ENGLISH LEARNER PROGRESS

English Learners' Adequate Progress	27.3%
English Learners Reaching Proficiency	1.5%



EARLY LITERACY

Students Reading on Grade Level	48.1%
Students Making Typical or Better Progress	71.6%

Choose a School Year

2023

Select the school you want to use as a comparison

Provo District - Amelia Earhart School

Choose Comparison Type

MGP

More Info:



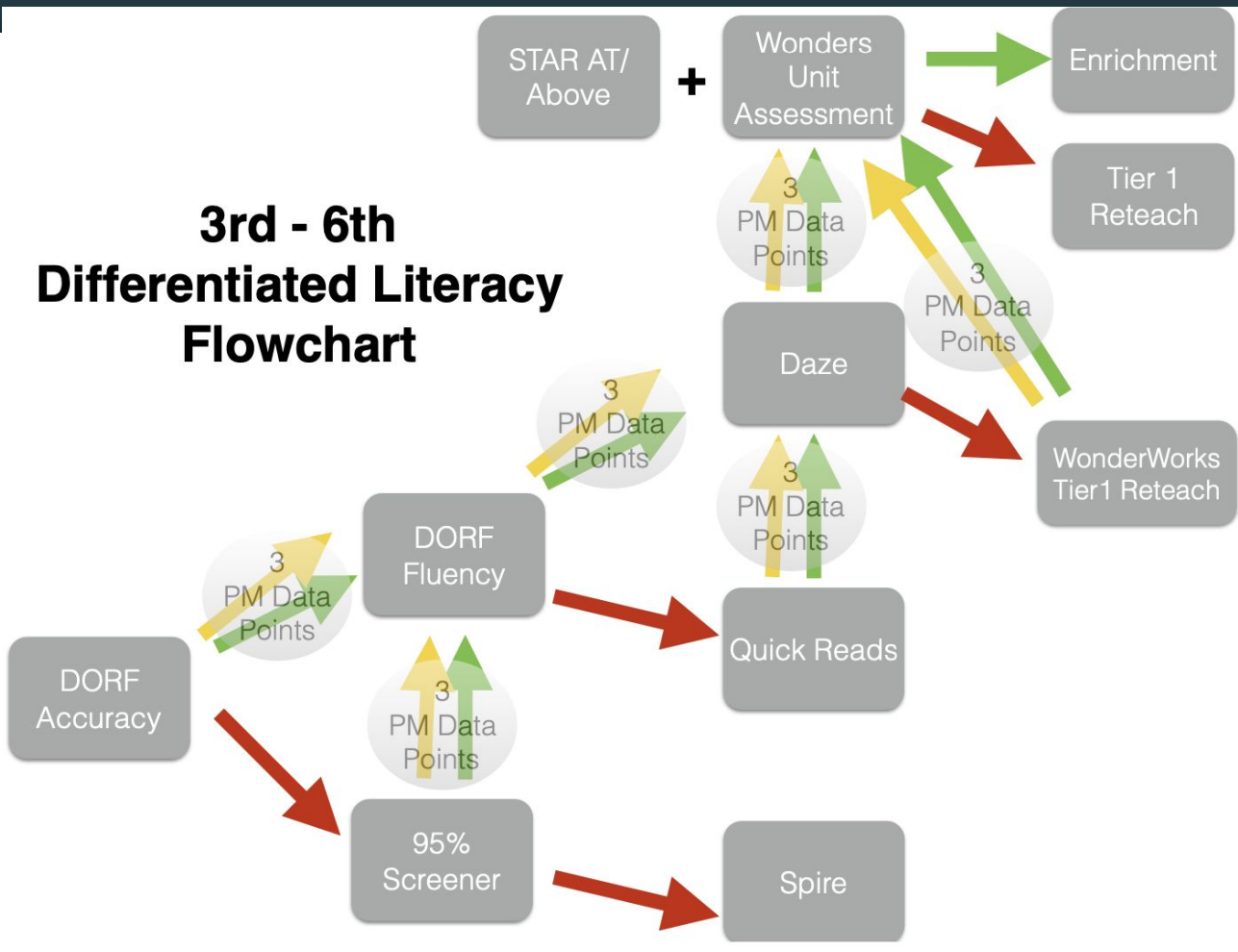
2023


	English Language Arts	Mathematics	Science
Provo District - Amelia .. 100.0%	65	72	53
Washington District - P.. 96.5%	39	33	33
Logan City District - Wo.. 96.0%	65	67	59
Ogden City District - Th.. 95.8%	44	32	44
Washington District - S.. 95.5%	42	45	47
Washington District - S.. 95.5%	64	58	62
Nebo District - Wilson S.. 95.4%	39	27	47
Davis District - Wasatch. 95.3%	56	49	47
Weber District - Roosev.. 95.2%	39	55	29
Logan City District - Wil.. 95.2%	68	60	49
Canyons District - Sand.. 95.0%	62	68	52
Granite District - Fox Hil. 94.9%	53	63	54
Provo District - Provo P.. 94.9%	54	60	42
Logan City District - Ada. 94.9%	59	65	44
Davis District - Crestvie.. 94.8%	47	48	38
Davis District - Adelaide. 94.6%	40	33	49
Washington District - W.. 94.4%	49	52	36
North Sanpete District -. 94.4%	45	61	56
Washington District - H.. 94.3%	48	48	40
Jordan District - Heartl.. 94.3%	41	35	40
Alpine District - Bonne.. 94.3%	58	66	55

Systemic levels of support (Intervention/Enrichment)

A	B	C	D	E	F	G	H	I	J	K	L	M	N	O	P	Q	R	S	T	U	V	W	X	Y	Z	AA	AB	AC	AD	AE	AF	AG	AH	AI	AJ	AK	AL	AM	AN	AO	AP	AQ	AR	AS	AT	AU	AV	AW	AX	AY	AZ	BA	BB	BC	BD	BE	BF	BG	BH	BI	BJ	BK	BL	BM	BN	BO	BP	BQ	BR	BS	BT	BUB	BV	BW	BX	BY	BZ	CA	CB	CC
z	8:45	9:00	9:15	9:30	9:45	10:00	10:15	10:30	10:45	11:00	11:15	11:30	11:45	12:00	12:15	12:30	12:45	1:00	1:15	1:30	1:45	2:00	2:15	2:30	2:45	3:00	3:15																																																					
Kovacs Gunn Leonard	Tier 1 Literacy - 60				9:45 TIER 2 Literacy MTSS - 60				Reces s	TIER 1 Math 60				12:05 Lunch 1st		Literacy 35		Specials - 60				Literacy 30		30 - MTSS Math																																																								
Schlepp Buxton Yellowhair	Tier 1 Literacy - 60				Specials - 60				10:45 TIER 2 Literacy MTSS				11:55 Lunch 2nd		12:30 TIER 1 Math		Reces s	30 - MTSS Math		Literacy - 60																																																												
Tobler Dewey	TIER 1 Math - 8:45				Tier 1 Literacy - 10:00				Specials 10:45				11:45 Lunch 3rd		12:20 Tier 1 Literacy		1:15 - MTSS Math		1:45 Reces s	2:00 Tier 1 Literacy		3rd LIT MTSS 2:40																																																										
Clark Meyer Lavallee	Specials - 60				9:45 TIER 1 Math - 75				11:00 TIER 1 LIT		11:35 Lunch 4th		12:10 Tier 1 Literacy				4th LIT MTSS 1:30		2:00 Reces s	30 - MTSS Math		Literacy 30																																																										
Nautu Summers Davis	TIER 2 Literacy MTSS - 8:45		TIER 1 Math - 9:15				Tier 1 Lit 10:15				11:25 Lunch 5th		Tier 1 Litera cy	Specials - 12:15				1:15 Reces s	Tier 1 Literacy - 1:30				MTSS Math 2:45																																																									
Ales Arnold	30 - MTSS Math		TIER 2 Literacy MTSS - 30		9:45 TIER 1 Math - 60				Tier 1 Literacy		11:20 Lunch 6th		Tier 1 Literacy - 1:10				Specials - 60																																																															

3rd - 6th Differentiated Literacy Flowchart






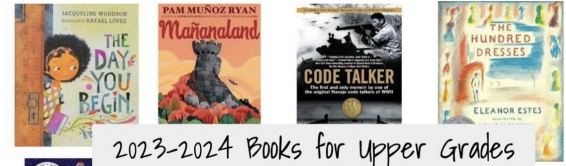
Earhart Literacy Community



Episode 5: Amelia Earhart



2023-2024 Books for Younger Grades



2023-2024 Books for Upper Grades



Wellness Room

Purpose: To help meet specific needs of individual students as determined by a team of Parent, Teacher, Student, and Admin.



Two sides with
Two different
purposes



Active side for
student
movement



Relaxing side to
help students calm
down

The Wellness Room meets 3 types of needs:

1. A sensory break (calming or active) for students that struggle with being all day in classrooms.
2. A Check and Connect opportunity for those that need extra connection due to anxiety or other needs.
3. Motivation (e.g. free time, prizes, treats) for kids that are on Behavior Trackers, with daily follow up.

Step
1

TEAM MEMBER (PARENT,
STUDENT, TEACHER, ADMIN)
SEES NEED FOR STUDENT
USE OF WELLNESS ROOM

Step
2

TEAM MEETS TO DISCUSS
NEEDS OF STUDENTS AND
USE OF WELLNESS ROOM
TO MEET SPECIFIC NEEDS


Step
3

TEAM DECIDES ON
FREQUENCY OF USE.
SCHEDULED, AS NEEDED,
OR AS EARNED

After School Enrichment Opportunities

“My dream is to perform,
and it came true.”


*grown from 20 students last year to 60 students this year



Yearly Themes

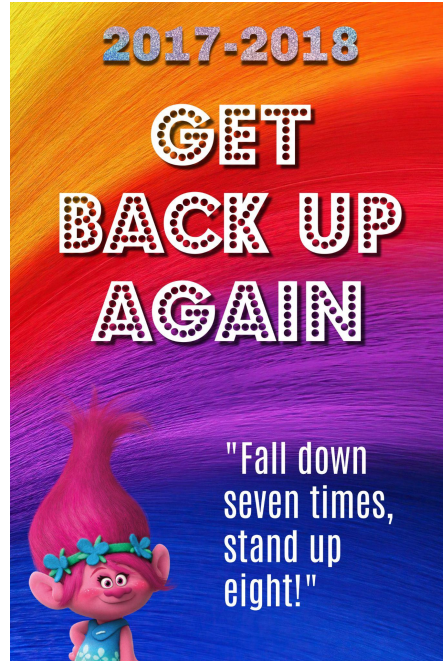
2016-2017
Try Everything

"I won't give up, no, I won't give in till I reach the end."



2017-2018
GET BACK UP AGAIN

"Fall down seven times, stand up eight!"



Hall of Fame 2021-2022

The world's gonna know your name!



2022-2023

How will I make that change?



2023-2024
Persevere! I won't give up!



	% Proficient for the RISE Tests					
	Amelia LA	State LA	Amelia Math	State Math	Amelia Science	State Science
2020-2021	37	43	29	39	34	44
2021-2022	39	44	37	41	45	44
2022-2023	45	44	35	40	43	45
Growth over 3 years	8	1	6	1	9	1

Goals and PD Plans for 2023-2024

After a 9% increase in math RISE data from 21-22, we saw a 2% decrease in 22-23.

Improving Math Instruction, Assessment, and MTSS supports are focus for this year. - Related SIP goals

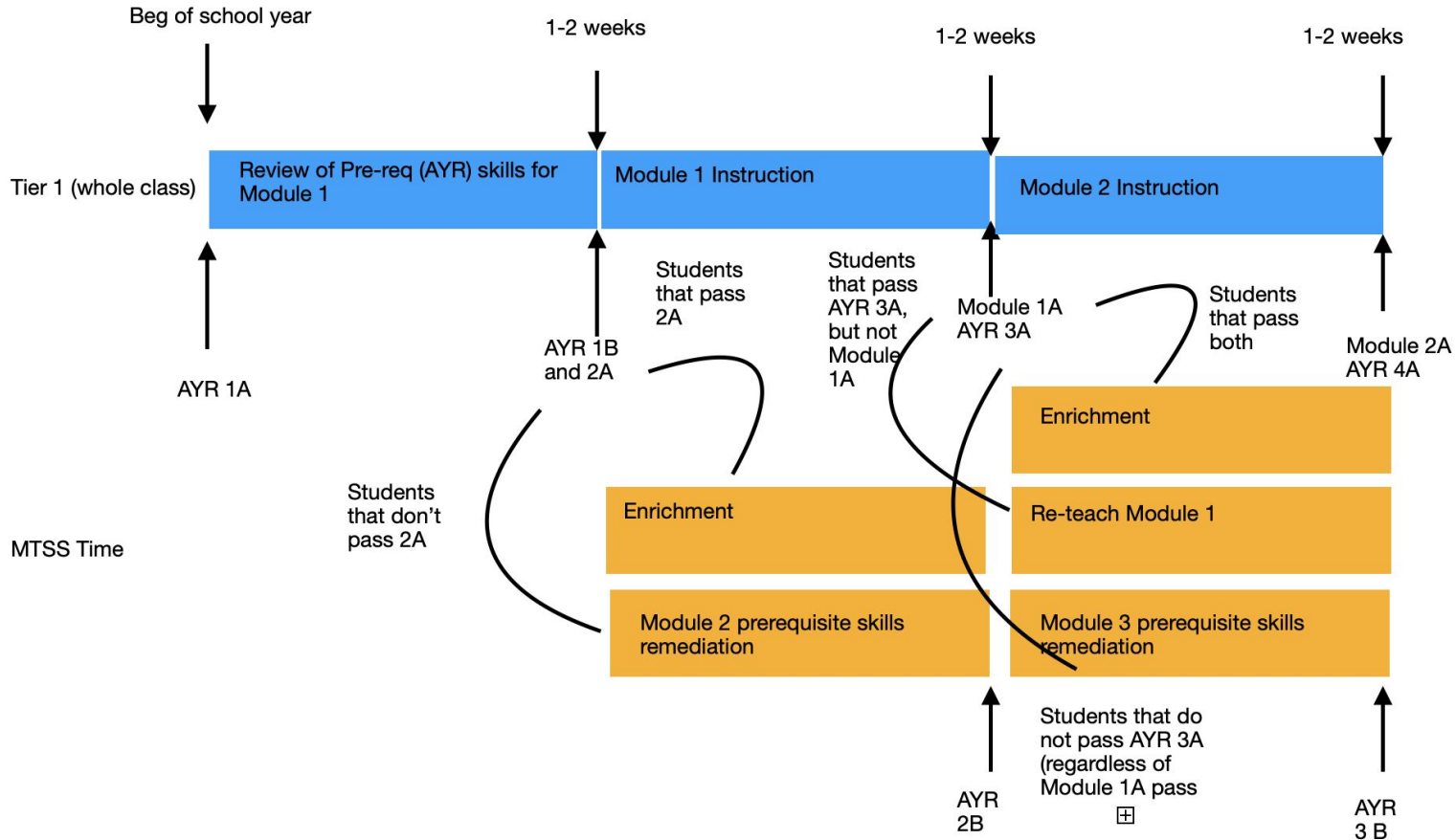
School wide average increase of 5% growth on RISE Math.

Increase percentage of students on or above proficiency on EOY Into Math Growth Measure to 70%)

Math Focus

1. Teacher Summer Work to dive into the Math Standards, Into Math Module Assessments, and the RISE benchmark questions to have a clear understanding of the rigor of each standard, and **create common formative assessments** in short increments to measure student progress throughout the year.
2. Using the Math Standards Core Guides, and Into Math Are You Ready Assessments, teachers worked together to **identify pre-requisite skills and create prerequisite assessments** to help identify holes students have that prevent access to Tier 1.

Priority 1: AYR pre-requisite skills for Essential Standards ahead of Tier 1 instructional time. Priority 2: Essential skill Module Remediation. Priority 3: Enrichment



Math Focus for 23-24

2. Once a month Micro-Teaching (effect size .88) where teachers:

- a. Plan a Tier 1 lesson together
- b. Each record a focus part of the lesson
- c. Watch each other's recording with specific reflective purposes
- d. Repeat each month this cycle with different lesson focuses.

(Past 2 years we have used this time for Close Reading focus, which I think helped our growth in ELA Rise scores over that time period)