

# Project Manual

for

## *Amelia Earhart Elementary School – Masonry Clean and Re-Seal*

2585 West 200 South  
Provo, Utah 84601



Project #CMA21-039.2  
May 27, 2021

*Prepared By:*



Curtis Miner Architecture  
233 So. Pleasant Grove Blvd. Suite 105  
Pleasant Grove, Utah 84062  
Telephone: (801) 769-3000



## TABLE OF CONTENTS

00 0110                      Table of Contents

### **DIVISION 00 - PROCUREMENT AND CONTRACTING REQUIREMENTS**

#### Bidding Requirements

00 1113                      Notice to Contractors  
00 1113.53                  General Bid Requirements  
00 2113                      Instructions to Bidders (AIA A701)  
00 2213                      Supplementary Instructions to Bidders  
00 4113                      Bid Proposal  
00 4313                      Bid Bond (AIA A310)  
00 4325                      Substitution Request Form (*During Bidding Process*)

#### Contract Forms

00 5213                      Standard Form of Agreement Between Owner and Contractor (AIA A101)  
00 6113                      Performance Bond (AIA A312)  
                                    Payment Bond (AIA A312)  
00 6276                      Application and Certificate for Payment (AIA G702)  
                                    Continuation Sheet (AIA G703)  
00 6346                      Construction Change Directive (AIA G714)  
00 6363                      Change Order (AIA G701)  
00 6516                      Certificate of Substantial Completion (AIA G704)  
00 6519.13                  Contractor's Affidavit of Payment of Debts and Claims (AIA G706)  
00 6519.16                  Contractor's Affidavit of Release of Liens (AIA G706A)  
00 6519.19                  Consent of Surety to Final Payment (AIA G707)  
00 6519.23                  Consent of Surety to Reduction/Partial Release of Retainage (AIA G707a)

#### General Conditions

00 7200                      General Conditions of the Contract for Construction (AIA A201)  
00 7300                      Supplementary General Conditions

### **DIVISION 01 - GENERAL REQUIREMENTS**

01 1100                      Summary  
01 1400                      Work Restrictions  
01 2600                      Contract Modification Procedures  
01 2900                      Payment Procedures  
01 3100                      Project Management and Coordination  
01 3300                      Submittal Procedures  
01 4000                      Quality Requirements  
01 4200                      References  
01 5000                      Temporary Facilities and Controls  
01 6000                      Product Requirements  
01 7300                      Execution Requirements

01 7310 Cutting and Patching  
01 7700 Closeout Procedures  
01 7839 Project Record Documents

**DIVISION 02 - EXISTING CONDITIONS**

02 4119 Selective Demolition

**DIVISION 03 - CONCRETE**

Not Used

**DIVISION 04 - MASONRY**

04 0110 Masonry Cleaning  
04 0120.63 Masonry Repair  
04 0120.64 Masonry Repointing

**DIVISION 05 - METALS**

Not Used

**DIVISION 06 – WOOD, PLASTICS, AND COMPOSITES**

Not Used

**DIVISION 07 – THERMAL AND MOISTURE PROTECTION**

07 1900 Water Repellents

**DIVISION 08 thru DIVISION 33**

Not Used

**END OF TABLE OF CONTENTS**

## **DIVISION 00 - PROCUREMENT AND CONTRACTING REQUIREMENTS**

### Bidding Requirements

00 1113	Notice to Contractors
00 1113.53	General Bid Requirements
00 2113	Instructions to Bidders (AIA A701)
00 2213	Supplementary Instructions to Bidders
00 4113	Bid Proposal
00 4313	Bid Bond (AIA A310)
00 4325	Substitution Request Form ( <i>During Bidding Process</i> )

### Contract Forms

00 5213	Standard Form of Agreement Between Owner and Contractor (AIA A101)
00 6113	Performance Bond (AIA A312) Payment Bond (AIA A312)
00 6276	Application and Certificate for Payment (AIA G702) Continuation Sheet (AIA G703)
00 6346	Construction Change Directive (AIA G714)
00 6363	Change Order (AIA G701)
00 6516	Certificate of Substantial Completion (AIA G704)
00 6519.13	Contractor's Affidavit of Payment of Debts and Claims (AIA G706)
00 6519.16	Contractor's Affidavit of Release of Liens (AIA G706A)
00 6519.19	Consent of Surety to Final Payment (AIA G707)
00 6519.23	Consent of Surety to Reduction/Partial Release of Retainage (AIA G707a)

### General Conditions

00 7200	General Conditions of the Contract for Construction (AIA A201)
00 7300	Supplementary General Conditions

## NOTICE TO CONTRACTORS

Notice is hereby given that Board of Education of Provo City School District, 280 West 940 North, Provo, Utah 84604 will receive sealed Bid Proposals at the Provo City School District Offices (801) 374-4800 **on or before 2:00 p.m., Thursday, June 10, 2021**, for the following project:

**Provo City School District  
Amelia Earhart Elementary School - Masonry Clean and Re-Seal  
2585 West 200 South  
Provo, UT 84601**

Plans and specifications will be available on the Provo City School District web-site Thursday, May 27, 2021.

A mandatory Pre-Bid Conference will be held on Thursday, June 3, 2021. The Pre-Bid Conference will adhere to the following schedule:

<u>Project</u>	<u>Date</u>	<u>Time</u>	<u>Location</u>
Provo Peaks Re-Roof and Re-Seal	6-3-21	9:00 am – 10:00 am	Provo Peaks Elementary
Travel to Lakeview Elementary	6-3-21	10:00 am - 10:15 am	
Lakeview Waterproof	6-3-21	10:15 am – 11:00 am	Lakeview Elementary
Travel to Amelia Earhart Elementary	6-3-21	11:00 am - 11:15 am	
All Masonry Re-Seal projects	6-3-21	11:15 am – 12:00 pm	Lakeview Elementary

An Addendum, issued as needed, will be available by 5:00 p.m., Monday, June 7, 2021

Bids shall be submitted in accordance with the Contract Drawings, Specifications and other Contract Documents as prepared by Curtis Miner Architecture. Any questions during the bidding phase must be directed to Curtis Miner Architecture, attention Curtis Livingston (CurtisL@cmautah.com). All bids must include a Bid Bond in the amount of 5% of the proposed bid made payable to Provo City School District. The successful bidder will be required to furnish a Performance Bond and Materials Payment Bond in an amount equal to 100% of the Contract price.

The Board reserves the right to accept or to reject any or all Proposals, or waive any informality in a Proposal.

# PROVO CITY SCHOOL DISTRICT

## GENERAL BID REQUIREMENTS

### A. Standard Contract Terms and Conditions

The successful contractor shall be required to execute required AIA Contract Documents with all Terms and Conditions contained therein.

#### Contract Period

This agreement shall commence on the date the contract is fully executed by the parties and shall continue for one (1) year beyond substantial completion for correction of warranty items. Construction time period is noted in the construction documents.

### B. Bid Requirements

1. By signing their Bid, the Contractor certifies the following:

- a.) **CONFLICT OF INTEREST:** Contractor certifies that it has not offered or given any gift or compensation prohibited by the laws of the State of Utah to any officer or employee of the state or participating political subdivision to secure favorable treatment with respect to being awarded this contract.
- b.) **NON-COLLUSION:** By signing the bid, the bidder certifies that the bid submitted has been arrived at independently and has been submitted without collusion with, and without any agreement, understanding or planned common course of action with, any other vendor of materials, supplies, equipment or services described in the invitation to bid, designed to limit independent bidding or competition.
- c.) **DEBARMENT:** The contractor certifies that neither the company nor its principals are presently debarred, suspended, proposed for debarment, declared ineligible, or voluntarily excluded from participation in this transaction (contract) by any governmental department or agency.

If the contractor cannot certify this statement, attach a written explanation for review by the District.

- d.) **Non-Discrimination Requirements**

The proposing firm must comply, at all times during the solicitation and contracting period, with all applicable Federal, State, County and City anti-discrimination laws, ordinances, rules, and regulations. Any violations of this provision shall be considered a violation of a material provision of the solicitation process and

subsequent contract and shall be grounds for disqualification, cancellation, termination, or suspension.

e.) **Other Requirements**

1.) **Conform to Request for Proposal Guidelines**

2.) **Bids Submitted on a Timely Basis**

One copy of the Bid labeled RE: **FY22 Capital Improvement Projects** must be submitted to: Tina Fluehe, District Purchasing on or before 2:00 p.m. Mountain Time, June 10th, 2021. Any Bid received after the due date and time will be deemed non-responsive and will not be considered for evaluation. **Faxed or emailed copies will not be accepted.**

**C. Project Bid Calendar**

Date: May 27th, 2021	Documents Released to Contractors
Date: June 3rd, 2021	Pre-Bid Meeting at Provo Peaks Elementary, 665 East Center Street, Provo, Utah 11:00 AM, MST
Date: June 10th, 2021	Proposals due. Sealed proposals - One (1) complete and bound copy is to be submitted at the District Offices no later than 2:00 p.m. Mountain Time.
Date: June 11th, 2021	Receipt of Subcontractors list from apparent low bidders. The District may request formal written clarification on any item, schedule oral discussions, and/or request best and final offers if deemed necessary. Due before 2:00 PM, MST.

**D. Provo City School District Contacts**

All inquiries relative to this Request for Proposal must be directed to:

Tina Fluehe District Purchasing Coordinator. TinaF@provo.edu

No other Provo City School District employee, School Board Member, or evaluation committee member shall be contacted concerning this RFP during the procurement and selection processes. Failure to comply with this requirement will result in disqualification.

**E. Questions Regarding the Bid Documents or Proposed Substitutions**

All questions regarding the Bid Documents or Proposed Substitutions must be directed to: Curtis Livingston, AIA, Sr. Project Architect, Curtis Miner Architecture, [curtisl@cmautah.com](mailto:curtisl@cmautah.com)

#### **F. Right of Rejection**

The Board of Education reserves the right to reject any and all proposals or to waive any non-statutory informality. The Board of Education further reserves the right to make the contract award deemed by the Purchasing Coordinator and the selection committee to be in the best interest of the District. The Board's decision to accept or reject the contract shall be final.

#### **G. Firm Proposal**

An official of the general construction company authorized to bind the company must sign proposals and the proposal must be firm for a period of sixty (60) days from the due date.

### **II. PROPOSED SERVICES**

#### **A. Construction**

Construction shall meet all requirements of the Contract Documents issued by Curtis Miner Architecture, with accompanying drawings, specifications and addenda.

#### **B. One Year Warranty Inspection**

The General Contractor will be required to visit the site one year after Substantial Completion with the assigned representative of the District and the Architect to review warranty issues. A Warranty Punch List will be issued and the General Contractor will be responsible to complete these warranty items. Additional inspections will take place as required to satisfactorily complete warranty punch list items in accordance with Section 12.2 of the General Conditions AIA A201.

#### **C. Schedule**

The successful contractors must review and familiarize themselves with the required project completion date as it pertains to the performance of their work. Liquidated damages will be assessed upon failure to complete the project on or before the stipulated date in the construction documents.

Contractor shall provide a critical path schedule at the time of the contract signing showing how completion dates will be met and updated as required by the Owner and Architect throughout the construction period

### **III. INSURANCE** The selected contractor will provide Builders Risk Insurance for the project and include the costs in the Schedule of Values. The Contractor may



purchase Builders Risk Insurance through Provo City School District and State Risk Management, but the coverage will be in the Contractor's name.

# DRAFT AIA® Document A701™ - 1997

## Instructions to Bidders

for the following PROJECT:

(Name and location or address)

«»  
«  
»

THE OWNER:

(Name, legal status and address)

«»« »  
«  
»

THE ARCHITECT:

(Name, legal status and address)

«Curtis Miner Architecture»« »  
«233 South Pleasant Grove Blvd., Suite 105  
Pleasant Grove, UT 84062»

### TABLE OF ARTICLES

- 1 DEFINITIONS
- 2 BIDDER'S REPRESENTATIONS
- 3 BIDDING DOCUMENTS
- 4 BIDDING PROCEDURES
- 5 CONSIDERATION OF BIDS
- 6 POST-BID INFORMATION
- 7 PERFORMANCE BOND AND PAYMENT BOND
- 8 FORM OF AGREEMENT BETWEEN OWNER AND CONTRACTOR

#### ADDITIONS AND DELETIONS:

The author of this document has added information needed for its completion. The author may also have revised the text of the original AIA standard form. An *Additions and Deletions Report* that notes added information as well as revisions to the standard form text is available from the author and should be reviewed.

This document has important legal consequences. Consultation with an attorney is encouraged with respect to its completion or modification.

**ELECTRONIC COPYING** of any portion of this AIA® Document to another electronic file is prohibited and constitutes a violation of copyright laws as set forth in the footer of this document.

## ARTICLE 1 DEFINITIONS

§ 1.1 Bidding Documents include the Bidding Requirements and the proposed Contract Documents. The Bidding Requirements consist of the Advertisement or Invitation to Bid, Instructions to Bidders, Supplementary Instructions to Bidders, the bid form, and other sample bidding and contract forms. The proposed Contract Documents consist of the form of Agreement between the Owner and Contractor, Conditions of the Contract (General, Supplementary and other Conditions), Drawings, Specifications and all Addenda issued prior to execution of the Contract.

§ 1.2 Definitions set forth in the General Conditions of the Contract for Construction, AIA Document A201, or in other Contract Documents are applicable to the Bidding Documents.

§ 1.3 Addenda are written or graphic instruments issued by the Architect prior to the execution of the Contract which modify or interpret the Bidding Documents by additions, deletions, clarifications or corrections.

§ 1.4 A Bid is a complete and properly executed proposal to do the Work for the sums stipulated therein, submitted in accordance with the Bidding Documents.

§ 1.5 The Base Bid is the sum stated in the Bid for which the Bidder offers to perform the Work described in the Bidding Documents as the base, to which Work may be added or from which Work may be deleted for sums stated in Alternate Bids.

§ 1.6 An Alternate Bid (or Alternate) is an amount stated in the Bid to be added to or deducted from the amount of the Base Bid if the corresponding change in the Work, as described in the Bidding Documents, is accepted.

§ 1.7 A Unit Price is an amount stated in the Bid as a price per unit of measurement for materials, equipment or services or a portion of the Work as described in the Bidding Documents.

§ 1.8 A Bidder is a person or entity who submits a Bid and who meets the requirements set forth in the Bidding Documents.

§ 1.9 A Sub-bidder is a person or entity who submits a bid to a Bidder for materials, equipment or labor for a portion of the Work.

## ARTICLE 2 BIDDER'S REPRESENTATIONS

§ 2.1 The Bidder by making a Bid represents that:

§ 2.1.1 The Bidder has read and understands the Bidding Documents or Contract Documents, to the extent that such documentation relates to the Work for which the Bid is submitted, and for other portions of the Project, if any, being bid concurrently or presently under construction.

§ 2.1.2 The Bid is made in compliance with the Bidding Documents.

§ 2.1.3 The Bidder has visited the site, become familiar with local conditions under which the Work is to be performed and has correlated the Bidder's personal observations with the requirements of the proposed Contract Documents.

§ 2.1.4 The Bid is based upon the materials, equipment and systems required by the Bidding Documents without exception.

## ARTICLE 3 BIDDING DOCUMENTS

### § 3.1 COPIES

§ 3.1.1 Bidders may obtain complete sets of the Bidding Documents from the issuing office designated in the Advertisement or Invitation to Bid in the number and for the deposit sum, if any, stated therein. The deposit will be refunded to Bidders who submit a bona fide Bid and return the Bidding Documents in good condition within ten days after receipt of Bids. The cost of replacement of missing or damaged documents will be deducted from the deposit. A Bidder receiving a Contract award may retain the Bidding Documents and the Bidder's deposit will be refunded.

§ 3.1.2 Bidding Documents will not be issued directly to Sub-bidders unless specifically offered in the Advertisement or Invitation to Bid, or in supplementary instructions to bidders.

§ 3.1.3 Bidders shall use complete sets of Bidding Documents in preparing Bids; neither the Owner nor Architect assumes responsibility for errors or misinterpretations resulting from the use of incomplete sets of Bidding Documents.

§ 3.1.4 The Owner and Architect may make copies of the Bidding Documents available on the above terms for the purpose of obtaining Bids on the Work. No license or grant of use is conferred by issuance of copies of the Bidding Documents.

### § 3.2 INTERPRETATION OR CORRECTION OF BIDDING DOCUMENTS

§ 3.2.1 The Bidder shall carefully study and compare the Bidding Documents with each other, and with other work being bid concurrently or presently under construction to the extent that it relates to the Work for which the Bid is submitted, shall examine the site and local conditions, and shall at once report to the Architect errors, inconsistencies or ambiguities discovered.

§ 3.2.2 Bidders and Sub-bidders requiring clarification or interpretation of the Bidding Documents shall make a written request which shall reach the Architect at least seven days prior to the date for receipt of Bids.

§ 3.2.3 Interpretations, corrections and changes of the Bidding Documents will be made by Addendum. Interpretations, corrections and changes of the Bidding Documents made in any other manner will not be binding, and Bidders shall not rely upon them.

### § 3.3 SUBSTITUTIONS

§ 3.3.1 The materials, products and equipment described in the Bidding Documents establish a standard of required function, dimension, appearance and quality to be met by any proposed substitution.

§ 3.3.2 No substitution will be considered prior to receipt of Bids unless written request for approval has been received by the Architect at least ten days prior to the date for receipt of Bids. Such requests shall include the name of the material or equipment for which it is to be substituted and a complete description of the proposed substitution including drawings, performance and test data, and other information necessary for an evaluation. A statement setting forth changes in other materials, equipment or other portions of the Work, including changes in the work of other contracts that incorporation of the proposed substitution would require, shall be included. The burden of proof of the merit of the proposed substitution is upon the proposer. The Architect's decision of approval or disapproval of a proposed substitution shall be final.

§ 3.3.3 If the Architect approves a proposed substitution prior to receipt of Bids, such approval will be set forth in an Addendum. Bidders shall not rely upon approvals made in any other manner.

§ 3.3.4 No substitutions will be considered after the Contract award unless specifically provided for in the Contract Documents.

### § 3.4 ADDENDA

§ 3.4.1 Addenda will be transmitted to all who are known by the issuing office to have received a complete set of Bidding Documents.

§ 3.4.2 Copies of Addenda will be made available for inspection wherever Bidding Documents are on file for that purpose.

§ 3.4.3 Addenda will be issued no later than four days prior to the date for receipt of Bids except an Addendum withdrawing the request for Bids or one which includes postponement of the date for receipt of Bids.

§ 3.4.4 Each Bidder shall ascertain prior to submitting a Bid that the Bidder has received all Addenda issued, and the Bidder shall acknowledge their receipt in the Bid.

## **ARTICLE 4 BIDDING PROCEDURES**

### **§ 4.1 PREPARATION OF BIDS**

**§ 4.1.1** Bids shall be submitted on the forms included with the Bidding Documents.

**§ 4.1.2** All blanks on the bid form shall be legibly executed in a non-erasable medium.

**§ 4.1.3** Sums shall be expressed in both words and figures. In case of discrepancy, the amount written in words shall govern.

**§ 4.1.4** Interlineations, alterations and erasures must be initialed by the signer of the Bid.

**§ 4.1.5** All requested Alternates shall be bid. If no change in the Base Bid is required, enter "No Change."

**§ 4.1.6** Where two or more Bids for designated portions of the Work have been requested, the Bidder may, without forfeiture of the bid security, state the Bidder's refusal to accept award of less than the combination of Bids stipulated by the Bidder. The Bidder shall make no additional stipulations on the bid form nor qualify the Bid in any other manner.

**§ 4.1.7** Each copy of the Bid shall state the legal name of the Bidder and the nature of legal form of the Bidder. The Bidder shall provide evidence of legal authority to perform within the jurisdiction of the Work. Each copy shall be signed by the person or persons legally authorized to bind the Bidder to a contract. A Bid by a corporation shall further give the state of incorporation and have the corporate seal affixed. A Bid submitted by an agent shall have a current power of attorney attached certifying the agent's authority to bind the Bidder.

### **§ 4.2 BID SECURITY**

**§ 4.2.1** Each Bid shall be accompanied by a bid security in the form and amount required if so stipulated in the Instructions to Bidders. The Bidder pledges to enter into a Contract with the Owner on the terms stated in the Bid and will, if required, furnish bonds covering the faithful performance of the Contract and payment of all obligations arising thereunder. Should the Bidder refuse to enter into such Contract or fail to furnish such bonds if required, the amount of the bid security shall be forfeited to the Owner as liquidated damages, not as a penalty. The amount of the bid security shall not be forfeited to the Owner in the event the Owner fails to comply with Section 6.2.

**§ 4.2.2** If a surety bond is required, it shall be written on AIA Document A310, Bid Bond, unless otherwise provided in the Bidding Documents, and the attorney-in-fact who executes the bond on behalf of the surety shall affix to the bond a certified and current copy of the power of attorney.

**§ 4.2.3** The Owner will have the right to retain the bid security of Bidders to whom an award is being considered until either (a) the Contract has been executed and bonds, if required, have been furnished, or (b) the specified time has elapsed so that Bids may be withdrawn or (c) all Bids have been rejected.

### **§ 4.3 SUBMISSION OF BIDS**

**§ 4.3.1** All copies of the Bid, the bid security, if any, and any other documents required to be submitted with the Bid shall be enclosed in a sealed opaque envelope. The envelope shall be addressed to the party receiving the Bids and shall be identified with the Project name, the Bidder's name and address and, if applicable, the designated portion of the Work for which the Bid is submitted. If the Bid is sent by mail, the sealed envelope shall be enclosed in a separate mailing envelope with the notation "SEALED BID ENCLOSED" on the face thereof.

**§ 4.3.2** Bids shall be deposited at the designated location prior to the time and date for receipt of Bids. Bids received after the time and date for receipt of Bids will be returned unopened.

**§ 4.3.3** The Bidder shall assume full responsibility for timely delivery at the location designated for receipt of Bids.

**§ 4.3.4** Oral, telephonic, telegraphic, facsimile or other electronically transmitted bids will not be considered.

### **§ 4.4 MODIFICATION OR WITHDRAWAL OF BID**

**§ 4.4.1** A Bid may not be modified, withdrawn or canceled by the Bidder during the stipulated time period following the time and date designated for the receipt of Bids, and each Bidder so agrees in submitting a Bid.

**§ 4.4.2** Prior to the time and date designated for receipt of Bids, a Bid submitted may be modified or withdrawn by notice to the party receiving Bids at the place designated for receipt of Bids. Such notice shall be in writing over the signature of the Bidder. Written confirmation over the signature of the Bidder shall be received, and date- and time-stamped by the receiving party on or before the date and time set for receipt of Bids. A change shall be so worded as not to reveal the amount of the original Bid.

**§ 4.4.3** Withdrawn Bids may be resubmitted up to the date and time designated for the receipt of Bids provided that they are then fully in conformance with these Instructions to Bidders.

**§ 4.4.4** Bid security, if required, shall be in an amount sufficient for the Bid as resubmitted.

## **ARTICLE 5 CONSIDERATION OF BIDS**

### **§ 5.1 OPENING OF BIDS**

At the discretion of the Owner, if stipulated in the Advertisement or Invitation to Bid, the properly identified Bids received on time will be publicly opened and will be read aloud. An abstract of the Bids may be made available to Bidders.

### **§ 5.2 REJECTION OF BIDS**

The Owner shall have the right to reject any or all Bids. A Bid not accompanied by a required bid security or by other data required by the Bidding Documents, or a Bid which is in any way incomplete or irregular is subject to rejection.

### **§ 5.3 ACCEPTANCE OF BID (AWARD)**

**§ 5.3.1** It is the intent of the Owner to award a Contract to the lowest qualified Bidder provided the Bid has been submitted in accordance with the requirements of the Bidding Documents and does not exceed the funds available. The Owner shall have the right to waive informalities and irregularities in a Bid received and to accept the Bid which, in the Owner's judgment, is in the Owner's own best interests.

**§ 5.3.2** The Owner shall have the right to accept Alternates in any order or combination, unless otherwise specifically provided in the Bidding Documents, and to determine the low Bidder on the basis of the sum of the Base Bid and Alternates accepted.

## **ARTICLE 6 POST-BID INFORMATION**

### **§ 6.1 CONTRACTOR'S QUALIFICATION STATEMENT**

Bidders to whom award of a Contract is under consideration shall submit to the Architect, upon request, a properly executed AIA Document A305, Contractor's Qualification Statement, unless such a Statement has been previously required and submitted as a prerequisite to the issuance of Bidding Documents.

### **§ 6.2 OWNER'S FINANCIAL CAPABILITY**

The Owner shall, at the request of the Bidder to whom award of a Contract is under consideration and no later than seven days prior to the expiration of the time for withdrawal of Bids, furnish to the Bidder reasonable evidence that financial arrangements have been made to fulfill the Owner's obligations under the Contract. Unless such reasonable evidence is furnished, the Bidder will not be required to execute the Agreement between the Owner and Contractor.

### **§ 6.3 SUBMITTALS**

**§ 6.3.1** The Bidder shall, as soon as practicable or as stipulated in the Bidding Documents, after notification of selection for the award of a Contract, furnish to the Owner through the Architect in writing:

- .1 a designation of the Work to be performed with the Bidder's own forces;
- .2 names of the manufacturers, products, and the suppliers of principal items or systems of materials and equipment proposed for the Work; and
- .3 names of persons or entities (including those who are to furnish materials or equipment fabricated to a special design) proposed for the principal portions of the Work.

**§ 6.3.2** The Bidder will be required to establish to the satisfaction of the Architect and Owner the reliability and responsibility of the persons or entities proposed to furnish and perform the Work described in the Bidding Documents.

**§ 6.3.3** Prior to the execution of the Contract, the Architect will notify the Bidder in writing if either the Owner or Architect, after due investigation, has reasonable objection to a person or entity proposed by the Bidder. If the Owner or Architect has reasonable objection to a proposed person or entity, the Bidder may, at the Bidder's option, (1) withdraw the Bid or (2) submit an acceptable substitute person or entity with an adjustment in the Base Bid or Alternate Bid to cover the difference in cost occasioned by such substitution. The Owner may accept the adjusted bid price or disqualify the Bidder. In the event of either withdrawal or disqualification, bid security will not be forfeited.

**§ 6.3.4** Persons and entities proposed by the Bidder and to whom the Owner and Architect have made no reasonable objection must be used on the Work for which they were proposed and shall not be changed except with the written consent of the Owner and Architect.

## **ARTICLE 7 PERFORMANCE BOND AND PAYMENT BOND**

### **§ 7.1 BOND REQUIREMENTS**

**§ 7.1.1** If stipulated in the Bidding Documents, the Bidder shall furnish bonds covering the faithful performance of the Contract and payment of all obligations arising thereunder. Bonds may be secured through the Bidder's usual sources.

**§ 7.1.2** If the furnishing of such bonds is stipulated in the Bidding Documents, the cost shall be included in the Bid. If the furnishing of such bonds is required after receipt of bids and before execution of the Contract, the cost of such bonds shall be added to the Bid in determining the Contract Sum.

**§ 7.1.3** If the Owner requires that bonds be secured from other than the Bidder's usual sources, changes in cost will be adjusted as provided in the Contract Documents.

### **§ 7.2 TIME OF DELIVERY AND FORM OF BONDS**

**§ 7.2.1** The Bidder shall deliver the required bonds to the Owner not later than three days following the date of execution of the Contract. If the Work is to be commenced prior thereto in response to a letter of intent, the Bidder shall, prior to commencement of the Work, submit evidence satisfactory to the Owner that such bonds will be furnished and delivered in accordance with this Section 7.2.1.

**§ 7.2.2** Unless otherwise provided, the bonds shall be written on AIA Document A312, Performance Bond and Payment Bond. Both bonds shall be written in the amount of the Contract Sum.

**§ 7.2.3** The bonds shall be dated on or after the date of the Contract.

**§ 7.2.4** The Bidder shall require the attorney-in-fact who executes the required bonds on behalf of the surety to affix thereto a certified and current copy of the power of attorney.

## **ARTICLE 8 FORM OF AGREEMENT BETWEEN OWNER AND CONTRACTOR**

Unless otherwise required in the Bidding Documents, the Agreement for the Work will be written on AIA Document A101, Standard Form of Agreement Between Owner and Contractor Where the Basis of Payment Is a Stipulated Sum.

## SUPPLEMENTARY INSTRUCTIONS TO BIDDERS

The Supplementary Instructions to Bidders contain amendments and additions to the A.I.A. Instruction to Bidders. Where any part of the A.I.A. Instructions to Bidders is modified or voided by the Supplementary Instructions to Bidders, the unaltered provisions shall remain in effect.

### ARTICLE 3 - BIDDING DOCUMENTS

Under 3.2      Interpretation or Correction of Bidding Documents, add the following:

- 3.2.4            Should discrepancies or conflicts appear in the drawings or specifications which are not cleared up by the addenda, it will be assumed that the Contractor or Subcontractor has bid the project using the most expensive method shown on the drawings and as well as the most expensive material in the specifications.
- 3.2.5            It shall be the responsibility of each bidder to ascertain that he is in possession of a complete set of Contract Documents by comparing page numbers against indexes. Each bidder is responsible to review all Construction Documents such as drawings, specifications, addenda, etc.

### ARTICLE 6 - POST-BID INFORMATION

Under 6.3      Submittals, add the following:

- 6.3.5            Inasmuch as the District is a political subdivision of the State of Utah, all trades on the project must certify by affidavit, prior to commencing any work on the project, that it participates in a Status Verification System to verify the work eligibility status of its new employees in accordance with Section 63G-11-103 Utah Code Annotated.

### ADDITIONAL ARTICLES

#### ARTICLE 9 - TIME OF COMPLETION AND LIQUIDATED DAMAGES:

The Contractor agrees to complete the work required by the Contract as follows: (THIS MEANS TOTAL COMPLETION WITH NO OUTSTANDING PUNCH LIST ITEMS)

The parties mutually agree that the damages may result from any delay in the completion of this work by the time agreed upon, will be difficult, if not impossible to ascertain. Therefore, if said time of completion is not adhered to by the Contractor, plus any additional time which may be allowed by written extension signed by the Owner, the Contractor will pay to the Owner as fixed agreed liquidated damages and not as a penalty the following:

**Five Hundred Dollars (\$500.00)** per day for each and every calendar day THAT THE ENTIRE PROJECT REMAINS UNCOMPLETED beyond completion date.

END OF SUPPLEMENTAL INSTRUCTIONS TO BIDDERS



BID PROPOSAL

AMELIA EARHART ELEMENTARY SCHOOL – MASONRY CLEAN AND RE-SEAL  
2585 West 200 South  
Provo, Utah 84601

The Board of Education  
Provo City School District  
280 West 940 North  
Provo, Utah 84604

Date: \_\_\_\_\_

The undersigned hereby declares, as Bidder, that he has inspected the site and having carefully studied the Drawings and Specifications titled **AMELIA EARHART ELEMENTARY SCHOOL – MASONRY CLEAN AND RE-SEAL** as prepared by Curtis Miner Architecture, and having considered all the conditions affecting the work, the undersigned proposes to furnish all labor and material, transportation, and services necessary to complete the work set forth in the Contract Documents.

Enclosed herewith is a Bid Bond, Certified or Cashier’s Check for Five Percent (5%) of my Base Bid amount, and I hereby agree if I am the successful Bidder, that its proceeds shall be forfeited to and become the property of the Owner in case I fail or refuse to enter into the Contract and furnish Bonds required with surety approved by you within five (5) calendar days after having been requested to do so by you.

I am prepared to furnish Performance and Payment Bonds in the amount of One Hundred Percent (100%) of my Base Bid, with \_\_\_\_\_ as Surety. I propose to have this company write my bond subject to your approval.

Enclosed is proof of Liability Insurance and Workmen’s Compensation.

The following Addenda to the Contract Documents are acknowledged:

Addendum No. \_\_\_\_\_ Dated \_\_\_\_\_  
Addendum No. \_\_\_\_\_ Dated \_\_\_\_\_  
Addendum No. \_\_\_\_\_ Dated \_\_\_\_\_  
Addendum No. \_\_\_\_\_ Dated \_\_\_\_\_  
Addendum No. \_\_\_\_\_ Dated \_\_\_\_\_

The undersigned further agree(s) to complete the work on or before the completion date specified in the Contract Documents.

**BID SUMMARY**

**Total Base Bid** – Amelia Earhart Elementary School – Masonry Clean and Re-Seal

\$ \_\_\_\_\_ Dollars (\$ \_\_\_\_\_)

(In case of conflict, written amount shall govern)

This Base Bid shall be good for 30 days after bid opening.

General Contractor's Company Name \_\_\_\_\_

Signature \_\_\_\_\_

( )  
( Seal )  
( )

Title or Office \_\_\_\_\_

Legal Address \_\_\_\_\_

Contractor's License Number \_\_\_\_\_

If Corporation, organized under the Laws of the State of \_\_\_\_\_

The Officer's are as follows:

President \_\_\_\_\_

Secretary \_\_\_\_\_

**Bid Bond**

**CONTRACTOR:**

*(Name, legal status and address)*

« »« »  
« »

**SURETY:**

*(Name, legal status and principal place of business)*

« »« »  
« »

**OWNER:**

*(Name, legal status and address)*

«»« »  
«  
»

**BOND AMOUNT:** \$ « »

**PROJECT:**

*(Name, location or address, and Project number, if any)*

«»  
«  
»  
« »

The Contractor and Surety are bound to the Owner in the amount set forth above, for the payment of which the Contractor and Surety bind themselves, their heirs, executors, administrators, successors and assigns, jointly and severally, as provided herein. The conditions of this Bond are such that if the Owner accepts the bid of the Contractor within the time specified in the bid documents, or within such time period as may be agreed to by the Owner and Contractor, and the Contractor either (1) enters into a contract with the Owner in accordance with the terms of such bid, and gives such bond or bonds as may be specified in the bidding or Contract Documents, with a surety admitted in the jurisdiction of the Project and otherwise acceptable to the Owner, for the faithful performance of such Contract and for the prompt payment of labor and material furnished in the prosecution thereof; or (2) pays to the Owner the difference, not to exceed the amount of this Bond, between the amount specified in said bid and such larger amount for which the Owner may in good faith contract with another party to perform the work covered by said bid, then this obligation shall be null and void, otherwise to remain in full force and effect. The Surety hereby waives any notice of an agreement between the Owner and Contractor to extend the time in which the Owner may accept the bid. Waiver of notice by the Surety shall not apply to any extension exceeding sixty (60) days in the aggregate beyond the time for acceptance of bids specified in the bid documents, and the Owner and Contractor shall obtain the Surety's consent for an extension beyond sixty (60) days.

If this Bond is issued in connection with a subcontractor's bid to a Contractor, the term Contractor in this Bond shall be deemed to be Subcontractor and the term Owner shall be deemed to be Contractor.

When this Bond has been furnished to comply with a statutory or other legal requirement in the location of the Project, any provision in this Bond conflicting with said statutory or legal requirement shall be deemed deleted herefrom and provisions conforming to such statutory or other legal requirement shall be deemed incorporated herein. When so furnished, the intent is that this Bond shall be construed as a statutory bond and not as a common law bond.

**ADDITIONS AND DELETIONS:**

The author of this document has added information needed for its completion. The author may also have revised the text of the original AIA standard form. An *Additions and Deletions Report* that notes added information as well as revisions to the standard form text is available from the author and should be reviewed.

This document has important legal consequences. Consultation with an attorney is encouraged with respect to its completion or modification.

Any singular reference to Contractor, Surety, Owner or other party shall be considered plural where applicable.

Signed and sealed this « » day of « », « »

\_\_\_\_\_  
(Witness)

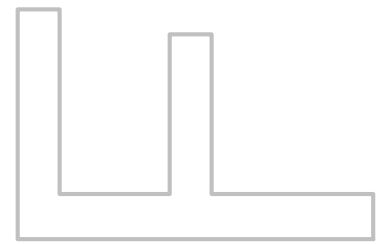
\_\_\_\_\_  
(Witness)

« »  
\_\_\_\_\_  
(Contractor as Principal) (Seal)

« »  
\_\_\_\_\_  
(Title)

« »  
\_\_\_\_\_  
(Surety) (Seal)

« »  
\_\_\_\_\_  
(Title)



# SUBSTITUTION REQUEST FORM\* (During Bidding Process)

\*See *AIA Instructions to Bidders* 3.3.2 for submittal requirements.

Project Designation: \_\_\_\_\_ Request Number: \_\_\_\_\_

TO: \_\_\_\_\_

FROM: \_\_\_\_\_

BID DATE: \_\_\_\_\_

A proposed product is not legally approved and cannot legally be included in a bid or used in the Work until it appears in an Addendum or other Contract Modification as defined in the General Conditions. See Instructions To Bidders.

## PROPOSED EQUAL PRODUCT:

Specification Section: \_\_\_\_\_

Specified Products: \_\_\_\_\_

Proposed Product: \_\_\_\_\_

### The Undersigned Certifies:

1. Proposed equal product has been fully investigated and determined to be equal or superior in all respects to specified products.
2. Same warranty will be furnished for proposed equal product as for specified products.
3. Same maintenance service and source of replacement parts, as applicable, is available.
4. Proposed equal product will have no adverse effect on other trades and will not affect or delay progress schedule.
5. Proposed equal product does not affect dimensions and functional clearances.

## ATTACHMENTS:

### Include the following attachments:

1. Copy of the Project Manual Section where the proposed equal product would be specified, rewritten or redlined to include any changes necessary to correctly specify the proposed equal product. Identify completely changes necessary to the original Project Manual Section.
2. Copies of details, elevations, cross-sections, and other elements of the Project Drawings redone as necessary to show changes necessary to accommodate proposed equal product. Identify completely the changes from the original Drawings.
3. Complete product literature, technical data, installation and maintenance instructions, test results, and other information required to show complete conformance with requirements of the Contract Documents.

## SIGNED: \_\_\_\_\_

Company \_\_\_\_\_

Address \_\_\_\_\_

City, State, Zip \_\_\_\_\_

Telephone \_\_\_\_\_ FAX \_\_\_\_\_

**REVIEW COMMENTS:**

\_\_\_\_\_ Accepted. See Addenda Number \_\_\_\_\_.

\_\_\_\_\_ Submission Not In Compliance with Instructions. Respond to attached comments and resubmit.

\_\_\_\_\_ Proposed Equal Product Not Acceptable. Use specified products.

\_\_\_\_\_ Not Reviewed. Submission received too late. Use specified products.

---

**ADDITIONAL COMMENTS:**

---

BY: \_\_\_\_\_ DATE: \_\_\_\_\_

# DRAFT AIA® Document A101™ – 2007

## Standard Form of Agreement Between Owner and Contractor where the basis of payment is a Stipulated Sum

**AGREEMENT** made as of the « » day of « » in the year « »  
(In words, indicate day, month and year.)

**BETWEEN** the Owner:  
(Name, legal status, address and other information)

«»« »  
«  
»  
« »  
« »

and the Contractor:  
(Name, legal status, address and other information)

« »« »  
« »  
« »  
« »

for the following Project:  
(Name, location and detailed description)

«»  
«  
»  
« »

The Architect:  
(Name, legal status, address and other information)

«Curtis Miner Architecture»« »  
«233 South Pleasant Grove Blvd., Suite 105  
Pleasant Grove, UT 84062»  
« »  
« »

The Owner and Contractor agree as follows.

**ADDITIONS AND DELETIONS:**  
The author of this document has added information needed for its completion. The author may also have revised the text of the original AIA standard form. An *Additions and Deletions Report* that notes added information as well as revisions to the standard form text is available from the author and should be reviewed.

This document has important legal consequences. Consultation with an attorney is encouraged with respect to its completion or modification.

AIA Document A201™-2007, General Conditions of the Contract for Construction, is adopted in this document by reference. Do not use with other general conditions unless this document is modified.

**ELECTRONIC COPYING** of any portion of this AIA® Document to another electronic file is prohibited and constitutes a violation of copyright laws as set forth in the footer of this document.

**TABLE OF ARTICLES**

- 1 THE CONTRACT DOCUMENTS**
- 2 THE WORK OF THIS CONTRACT**
- 3 DATE OF COMMENCEMENT AND SUBSTANTIAL COMPLETION**
- 4 CONTRACT SUM**
- 5 PAYMENTS**
- 6 DISPUTE RESOLUTION**
- 7 TERMINATION OR SUSPENSION**
- 8 MISCELLANEOUS PROVISIONS**
- 9 ENUMERATION OF CONTRACT DOCUMENTS**
- 10 INSURANCE AND BONDS**

**ARTICLE 1 THE CONTRACT DOCUMENTS**

The Contract Documents consist of this Agreement, Conditions of the Contract (General, Supplementary and other Conditions), Drawings, Specifications, Addenda issued prior to execution of this Agreement, other documents listed in this Agreement and Modifications issued after execution of this Agreement, all of which form the Contract, and are as fully a part of the Contract as if attached to this Agreement or repeated herein. The Contract represents the entire and integrated agreement between the parties hereto and supersedes prior negotiations, representations or agreements, either written or oral. An enumeration of the Contract Documents, other than a Modification, appears in Article 9.

**ARTICLE 2 THE WORK OF THIS CONTRACT**

The Contractor shall fully execute the Work described in the Contract Documents, except as specifically indicated in the Contract Documents to be the responsibility of others.

**ARTICLE 3 DATE OF COMMENCEMENT AND SUBSTANTIAL COMPLETION**

**§ 3.1** The date of commencement of the Work shall be the date of this Agreement unless a different date is stated below or provision is made for the date to be fixed in a notice to proceed issued by the Owner.

*(Insert the date of commencement if it differs from the date of this Agreement or, if applicable, state that the date will be fixed in a notice to proceed.)*

« »

If, prior to the commencement of the Work, the Owner requires time to file mortgages and other security interests, the Owner's time requirement shall be as follows:

« »

**§ 3.2** The Contract Time shall be measured from the date of commencement.

**§ 3.3** The Contractor shall achieve Substantial Completion of the entire Work not later than « » ( « » ) days from the date of commencement, or as follows:

*(Insert number of calendar days. Alternatively, a calendar date may be used when coordinated with the date of commencement. If appropriate, insert requirements for earlier Substantial Completion of certain portions of the Work.)*

« »



Portion of Work

Substantial Completion Date

, subject to adjustments of this Contract Time as provided in the Contract Documents.

(Insert provisions, if any, for liquidated damages relating to failure to achieve Substantial Completion on time or for bonus payments for early completion of the Work.)

« »

**ARTICLE 4 CONTRACT SUM**

§ 4.1 The Owner shall pay the Contractor the Contract Sum in current funds for the Contractor's performance of the Contract. The Contract Sum shall be « » (\$ « »), subject to additions and deductions as provided in the Contract Documents.

§ 4.2 The Contract Sum is based upon the following alternates, if any, which are described in the Contract Documents and are hereby accepted by the Owner:

(State the numbers or other identification of accepted alternates. If the bidding or proposal documents permit the Owner to accept other alternates subsequent to the execution of this Agreement, attach a schedule of such other alternates showing the amount for each and the date when that amount expires.)

« »

§ 4.3 Unit prices, if any:

(Identify and state the unit price; state quantity limitations, if any, to which the unit price will be applicable.)

Item

Units and Limitations

Price Per Unit (\$0.00)

§ 4.4 Allowances included in the Contract Sum, if any:

(Identify allowance and state exclusions, if any, from the allowance price.)

Item

Price

**ARTICLE 5 PAYMENTS**

**§ 5.1 PROGRESS PAYMENTS**

§ 5.1.1 Based upon Applications for Payment submitted to the Architect by the Contractor and Certificates for Payment issued by the Architect, the Owner shall make progress payments on account of the Contract Sum to the Contractor as provided below and elsewhere in the Contract Documents.

§ 5.1.2 The period covered by each Application for Payment shall be one calendar month ending on the last day of the month, or as follows:

« »

§ 5.1.3 Provided that an Application for Payment is received by the Architect not later than the « » day of a month, the Owner shall make payment of the certified amount to the Contractor not later than the « » day of the « » month. If an Application for Payment is received by the Architect after the application date fixed above, payment shall be made by the Owner not later than « » ( « » ) days after the Architect receives the Application for Payment. (Federal, state or local laws may require payment within a certain period of time.)

§ 5.1.4 Each Application for Payment shall be based on the most recent schedule of values submitted by the Contractor in accordance with the Contract Documents. The schedule of values shall allocate the entire Contract Sum among the various portions of the Work. The schedule of values shall be prepared in such form and supported by such data to substantiate its accuracy as the Architect may require. This schedule, unless objected to by the Architect, shall be used as a basis for reviewing the Contractor's Applications for Payment.

**§ 5.1.5** Applications for Payment shall show the percentage of completion of each portion of the Work as of the end of the period covered by the Application for Payment.

**§ 5.1.6** Subject to other provisions of the Contract Documents, the amount of each progress payment shall be computed as follows:

- .1 Take that portion of the Contract Sum properly allocable to completed Work as determined by multiplying the percentage completion of each portion of the Work by the share of the Contract Sum allocated to that portion of the Work in the schedule of values, less retainage of « » percent ( « » %). Pending final determination of cost to the Owner of changes in the Work, amounts not in dispute shall be included as provided in Section 7.3.9 of AIA Document A201™–2007, General Conditions of the Contract for Construction;
- .2 Add that portion of the Contract Sum properly allocable to materials and equipment delivered and suitably stored at the site for subsequent incorporation in the completed construction (or, if approved in advance by the Owner, suitably stored off the site at a location agreed upon in writing), less retainage of « » percent ( « » %);
- .3 Subtract the aggregate of previous payments made by the Owner; and
- .4 Subtract amounts, if any, for which the Architect has withheld or nullified a Certificate for Payment as provided in Section 9.5 of AIA Document A201–2007.

**§ 5.1.7** The progress payment amount determined in accordance with Section 5.1.6 shall be further modified under the following circumstances:

- .1 Add, upon Substantial Completion of the Work, a sum sufficient to increase the total payments to the full amount of the Contract Sum, less such amounts as the Architect shall determine for incomplete Work, retainage applicable to such work and unsettled claims; and  
*(Section 9.8.5 of AIA Document A201–2007 requires release of applicable retainage upon Substantial Completion of Work with consent of surety, if any.)*
- .2 Add, if final completion of the Work is thereafter materially delayed through no fault of the Contractor, any additional amounts payable in accordance with Section 9.10.3 of AIA Document A201–2007.

**§ 5.1.8** Reduction or limitation of retainage, if any, shall be as follows:

*(If it is intended, prior to Substantial Completion of the entire Work, to reduce or limit the retainage resulting from the percentages inserted in Sections 5.1.6.1 and 5.1.6.2 above, and this is not explained elsewhere in the Contract Documents, insert here provisions for such reduction or limitation.)*

« »

**§ 5.1.9** Except with the Owner's prior approval, the Contractor shall not make advance payments to suppliers for materials or equipment which have not been delivered and stored at the site.

## **§ 5.2 FINAL PAYMENT**

**§ 5.2.1** Final payment, constituting the entire unpaid balance of the Contract Sum, shall be made by the Owner to the Contractor when

- .1 the Contractor has fully performed the Contract except for the Contractor's responsibility to correct Work as provided in Section 12.2.2 of AIA Document A201–2007, and to satisfy other requirements, if any, which extend beyond final payment; and
- .2 a final Certificate for Payment has been issued by the Architect.

**§ 5.2.2** The Owner's final payment to the Contractor shall be made no later than 30 days after the issuance of the Architect's final Certificate for Payment, or as follows:

« »

**ARTICLE 6 DISPUTE RESOLUTION**

**§ 6.1 INITIAL DECISION MAKER**

The Architect will serve as Initial Decision Maker pursuant to Section 15.2 of AIA Document A201–2007, unless the parties appoint below another individual, not a party to this Agreement, to serve as Initial Decision Maker. *(If the parties mutually agree, insert the name, address and other contact information of the Initial Decision Maker, if other than the Architect.)*

<< >>  
<< >>  
<< >>  
<< >>

**§ 6.2 BINDING DISPUTE RESOLUTION**

For any Claim subject to, but not resolved by, mediation pursuant to Section 15.3 of AIA Document A201–2007, the method of binding dispute resolution shall be as follows:

*(Check the appropriate box. If the Owner and Contractor do not select a method of binding dispute resolution below, or do not subsequently agree in writing to a binding dispute resolution method other than litigation, Claims will be resolved by litigation in a court of competent jurisdiction.)*

- Arbitration pursuant to Section 15.4 of AIA Document A201–2007
  - Litigation in a court of competent jurisdiction
  - Other *(Specify)*
- << >>

**ARTICLE 7 TERMINATION OR SUSPENSION**

**§ 7.1** The Contract may be terminated by the Owner or the Contractor as provided in Article 14 of AIA Document A201–2007.

**§ 7.2** The Work may be suspended by the Owner as provided in Article 14 of AIA Document A201–2007.

**ARTICLE 8 MISCELLANEOUS PROVISIONS**

**§ 8.1** Where reference is made in this Agreement to a provision of AIA Document A201–2007 or another Contract Document, the reference refers to that provision as amended or supplemented by other provisions of the Contract Documents.

**§ 8.2** Payments due and unpaid under the Contract shall bear interest from the date payment is due at the rate stated below, or in the absence thereof, at the legal rate prevailing from time to time at the place where the Project is located.

*(Insert rate of interest agreed upon, if any.)*

<< >> % << >>

**§ 8.3** The Owner’s representative:

*(Name, address and other information)*

<< >>  
<<>>  
<< >>  
<< >>  
<< >>  
<< >>

**§ 8.4** The Contractor’s representative:

*(Name, address and other information)*

<< >>  
<< >>  
<< >>  
<< >>  
<< >>  
<< >>

§ 8.5 Neither the Owner's nor the Contractor's representative shall be changed without ten days written notice to the other party.

§ 8.6 Other provisions:

<< >>

## ARTICLE 9 ENUMERATION OF CONTRACT DOCUMENTS

§ 9.1 The Contract Documents, except for Modifications issued after execution of this Agreement, are enumerated in the sections below.

§ 9.1.1 The Agreement is this executed AIA Document A101-2007, Standard Form of Agreement Between Owner and Contractor.

§ 9.1.2 The General Conditions are AIA Document A201-2007, General Conditions of the Contract for Construction.

§ 9.1.3 The Supplementary and other Conditions of the Contract:

Document	Title	Date	Pages

§ 9.1.4 The Specifications:

*(Either list the Specifications here or refer to an exhibit attached to this Agreement.)*

<< >>

Section	Title	Date	Pages

§ 9.1.5 The Drawings:

*(Either list the Drawings here or refer to an exhibit attached to this Agreement.)*

<< >>

Number	Title	Date

§ 9.1.6 The Addenda, if any:

Number	Date	Pages

Portions of Addenda relating to bidding requirements are not part of the Contract Documents unless the bidding requirements are also enumerated in this Article 9.

§ 9.1.7 Additional documents, if any, forming part of the Contract Documents:

- .1 AIA Document E201™-2007, Digital Data Protocol Exhibit, if completed by the parties, or the following:

« »

- 2 Other documents, if any, listed below:  
*(List here any additional documents that are intended to form part of the Contract Documents. AIA Document A201–2007 provides that bidding requirements such as advertisement or invitation to bid, Instructions to Bidders, sample forms and the Contractor’s bid are not part of the Contract Documents unless enumerated in this Agreement. They should be listed here only if intended to be part of the Contract Documents.)*

« »

**ARTICLE 10 INSURANCE AND BONDS**

The Contractor shall purchase and maintain insurance and provide bonds as set forth in Article 11 of AIA Document A201–2007.

*(State bonding requirements, if any, and limits of liability for insurance required in Article 11 of AIA Document A201–2007.)*

Type of insurance or bond	Limit of liability or bond amount (\$0.00)

This Agreement entered into as of the day and year first written above.

\_\_\_\_\_  
**OWNER** *(Signature)*

« »« »

\_\_\_\_\_  
*(Printed name and title)*

\_\_\_\_\_  
**CONTRACTOR** *(Signature)*

« »« »

\_\_\_\_\_  
*(Printed name and title)*

# DRAFT AIA<sup>®</sup> Document A312<sup>™</sup> - 2010

## Performance Bond

**CONTRACTOR:**

(Name, legal status and address)

« »« »  
« »

**SURETY:**

(Name, legal status and principal place of business)

« »« »  
« »

**OWNER:**

(Name, legal status and address)

«»« »  
« »  
»

**CONSTRUCTION CONTRACT**

Date: « »

Amount: \$ « »

Description:

(Name and location)

«»  
« »  
»

**BOND**

Date:

(Not earlier than Construction Contract Date)

« »

Amount: \$ « »

Modifications to this Bond:  « » None  « » See Section 16

**CONTRACTOR AS PRINCIPAL**

Company: (Corporate Seal)

**SURETY**

Company: (Corporate Seal)

Signature:

Name and « »« »

Title:

(Any additional signatures appear on the last page of this Performance Bond.)

Signature:

Name and « »« »

Title:

(FOR INFORMATION ONLY — Name, address and telephone)

**AGENT or BROKER:**

« »  
« »  
« »

**OWNER'S REPRESENTATIVE:**

(Architect, Engineer or other party:)

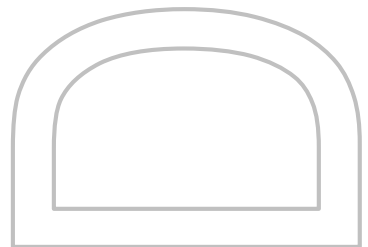
« »  
«»  
« »  
« »  
« »  
« »

**ADDITIONS AND DELETIONS:**

The author of this document has added information needed for its completion. The author may also have revised the text of the original AIA standard form. An *Additions and Deletions Report* that notes added information as well as revisions to the standard form text is available from the author and should be reviewed.

This document has important legal consequences. Consultation with an attorney is encouraged with respect to its completion or modification.

Any singular reference to Contractor, Surety, Owner or other party shall be considered plural where applicable.



**ELECTRONIC COPYING** of any portion of this AIA<sup>®</sup> Document to another electronic file is prohibited and constitutes a violation of copyright laws as set forth in the footer of this document.

**§ 1** The Contractor and Surety, jointly and severally, bind themselves, their heirs, executors, administrators, successors and assigns to the Owner for the performance of the Construction Contract, which is incorporated herein by reference.

**§ 2** If the Contractor performs the Construction Contract, the Surety and the Contractor shall have no obligation under this Bond, except when applicable to participate in a conference as provided in Section 3.

**§ 3** If there is no Owner Default under the Construction Contract, the Surety's obligation under this Bond shall arise after

- .1 the Owner first provides notice to the Contractor and the Surety that the Owner is considering declaring a Contractor Default. Such notice shall indicate whether the Owner is requesting a conference among the Owner, Contractor and Surety to discuss the Contractor's performance. If the Owner does not request a conference, the Surety may, within five (5) business days after receipt of the Owner's notice, request such a conference. If the Surety timely requests a conference, the Owner shall attend. Unless the Owner agrees otherwise, any conference requested under this Section 3.1 shall be held within ten (10) business days of the Surety's receipt of the Owner's notice. If the Owner, the Contractor and the Surety agree, the Contractor shall be allowed a reasonable time to perform the Construction Contract, but such an agreement shall not waive the Owner's right, if any, subsequently to declare a Contractor Default;
- .2 the Owner declares a Contractor Default, terminates the Construction Contract and notifies the Surety; and
- .3 the Owner has agreed to pay the Balance of the Contract Price in accordance with the terms of the Construction Contract to the Surety or to a contractor selected to perform the Construction Contract.

**§ 4** Failure on the part of the Owner to comply with the notice requirement in Section 3.1 shall not constitute a failure to comply with a condition precedent to the Surety's obligations, or release the Surety from its obligations, except to the extent the Surety demonstrates actual prejudice.

**§ 5** When the Owner has satisfied the conditions of Section 3, the Surety shall promptly and at the Surety's expense take one of the following actions:

**§ 5.1** Arrange for the Contractor, with the consent of the Owner, to perform and complete the Construction Contract;

**§ 5.2** Undertake to perform and complete the Construction Contract itself, through its agents or independent contractors;

**§ 5.3** Obtain bids or negotiated proposals from qualified contractors acceptable to the Owner for a contract for performance and completion of the Construction Contract, arrange for a contract to be prepared for execution by the Owner and a contractor selected with the Owner's concurrence, to be secured with performance and payment bonds executed by a qualified surety equivalent to the bonds issued on the Construction Contract, and pay to the Owner the amount of damages as described in Section 7 in excess of the Balance of the Contract Price incurred by the Owner as a result of the Contractor Default; or

**§ 5.4** Waive its right to perform and complete, arrange for completion, or obtain a new contractor and with reasonable promptness under the circumstances:

- .1 After investigation, determine the amount for which it may be liable to the Owner and, as soon as practicable after the amount is determined, make payment to the Owner; or
- .2 Deny liability in whole or in part and notify the Owner, citing the reasons for denial.

**§ 6** If the Surety does not proceed as provided in Section 5 with reasonable promptness, the Surety shall be deemed to be in default on this Bond seven days after receipt of an additional written notice from the Owner to the Surety demanding that the Surety perform its obligations under this Bond, and the Owner shall be entitled to enforce any remedy available to the Owner. If the Surety proceeds as provided in Section 5.4, and the Owner refuses the payment or the Surety has denied liability, in whole or in part, without further notice the Owner shall be entitled to enforce any remedy available to the Owner.

§ 7 If the Surety elects to act under Section 5.1, 5.2 or 5.3, then the responsibilities of the Surety to the Owner shall not be greater than those of the Contractor under the Construction Contract, and the responsibilities of the Owner to the Surety shall not be greater than those of the Owner under the Construction Contract. Subject to the commitment by the Owner to pay the Balance of the Contract Price, the Surety is obligated, without duplication, for

- .1 the responsibilities of the Contractor for correction of defective work and completion of the Construction Contract;
- .2 additional legal, design professional and delay costs resulting from the Contractor's Default, and resulting from the actions or failure to act of the Surety under Section 5; and
- .3 liquidated damages, or if no liquidated damages are specified in the Construction Contract, actual damages caused by delayed performance or non-performance of the Contractor.

§ 8 If the Surety elects to act under Section 5.1, 5.3 or 5.4, the Surety's liability is limited to the amount of this Bond.

§ 9 The Surety shall not be liable to the Owner or others for obligations of the Contractor that are unrelated to the Construction Contract, and the Balance of the Contract Price shall not be reduced or set off on account of any such unrelated obligations. No right of action shall accrue on this Bond to any person or entity other than the Owner or its heirs, executors, administrators, successors and assigns.

§ 10 The Surety hereby waives notice of any change, including changes of time, to the Construction Contract or to related subcontracts, purchase orders and other obligations.

§ 11 Any proceeding, legal or equitable, under this Bond may be instituted in any court of competent jurisdiction in the location in which the work or part of the work is located and shall be instituted within two years after a declaration of Contractor Default or within two years after the Contractor ceased working or within two years after the Surety refuses or fails to perform its obligations under this Bond, whichever occurs first. If the provisions of this Paragraph are void or prohibited by law, the minimum period of limitation available to sureties as a defense in the jurisdiction of the suit shall be applicable.

§ 12 Notice to the Surety, the Owner or the Contractor shall be mailed or delivered to the address shown on the page on which their signature appears.

§ 13 When this Bond has been furnished to comply with a statutory or other legal requirement in the location where the construction was to be performed, any provision in this Bond conflicting with said statutory or legal requirement shall be deemed deleted herefrom and provisions conforming to such statutory or other legal requirement shall be deemed incorporated herein. When so furnished, the intent is that this Bond shall be construed as a statutory bond and not as a common law bond.

#### § 14 Definitions

§ 14.1 **Balance of the Contract Price.** The total amount payable by the Owner to the Contractor under the Construction Contract after all proper adjustments have been made, including allowance to the Contractor of any amounts received or to be received by the Owner in settlement of insurance or other claims for damages to which the Contractor is entitled, reduced by all valid and proper payments made to or on behalf of the Contractor under the Construction Contract.

§ 14.2 **Construction Contract.** The agreement between the Owner and Contractor identified on the cover page, including all Contract Documents and changes made to the agreement and the Contract Documents.

§ 14.3 **Contractor Default.** Failure of the Contractor, which has not been remedied or waived, to perform or otherwise to comply with a material term of the Construction Contract.

§ 14.4 **Owner Default.** Failure of the Owner, which has not been remedied or waived, to pay the Contractor as required under the Construction Contract or to perform and complete or comply with the other material terms of the Construction Contract.

§ 14.5 **Contract Documents.** All the documents that comprise the agreement between the Owner and Contractor.



§ 15 If this Bond is issued for an agreement between a Contractor and subcontractor, the term Contractor in this Bond shall be deemed to be Subcontractor and the term Owner shall be deemed to be Contractor.

§ 16 Modifications to this bond are as follows:

« »

*(Space is provided below for additional signatures of added parties, other than those appearing on the cover page.)*

**CONTRACTOR AS PRINCIPAL**

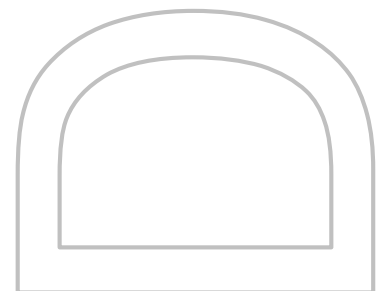
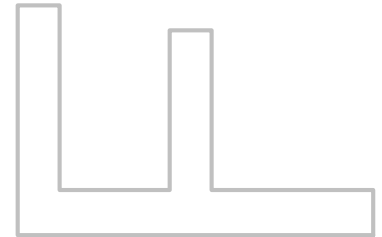
Company: \_\_\_\_\_ (Corporate Seal)

Signature: \_\_\_\_\_  
Name and Title: « »« »  
Address: « »

**SURETY**

Company: \_\_\_\_\_ (Corporate Seal)

Signature: \_\_\_\_\_  
Name and Title: « »« »  
Address: « »



# DRAFT AIA® Document A312™ - 2010

## Payment Bond

**CONTRACTOR:**

(Name, legal status and address)

« »« »  
« »

**SURETY:**

(Name, legal status and principal place of business)

« »« »  
« »

**OWNER:**

(Name, legal status and address)

«»« »  
« »  
»

**CONSTRUCTION CONTRACT**

Date: « »

Amount: \$ « »

Description:

(Name and location)

«»  
« »  
»

**BOND**

Date:

(Not earlier than Construction Contract Date)

« »

Amount: \$ « »

Modifications to this Bond:  « » None  « » See Section 18

**CONTRACTOR AS PRINCIPAL**

Company: (Corporate Seal)

**SURETY**

Company: (Corporate Seal)

Signature:

Name and « »« »

Title:

(Any additional signatures appear on the last page of this Payment Bond.)

Signature:

Name and « »« »

Title:

(FOR INFORMATION ONLY — Name, address and telephone)

**AGENT or BROKER:**

« »  
« »  
« »

**OWNER'S REPRESENTATIVE:**

(Architect, Engineer or other party:)

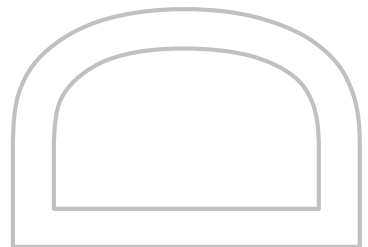

« »  
«»  
« »  
« »  
« »  
« »

**ADDITIONS AND DELETIONS:**

The author of this document has added information needed for its completion. The author may also have revised the text of the original AIA standard form. An *Additions and Deletions Report* that notes added information as well as revisions to the standard form text is available from the author and should be reviewed.

This document has important legal consequences. Consultation with an attorney is encouraged with respect to its completion or modification.

Any singular reference to Contractor, Surety, Owner or other party shall be considered plural where applicable.



**ELECTRONIC COPYING** of any portion of this AIA® Document to another electronic file is prohibited and constitutes a violation of copyright laws as set forth in the footer of this document.

**§ 1** The Contractor and Surety, jointly and severally, bind themselves, their heirs, executors, administrators, successors and assigns to the Owner to pay for labor, materials and equipment furnished for use in the performance of the Construction Contract, which is incorporated herein by reference, subject to the following terms.

**§ 2** If the Contractor promptly makes payment of all sums due to Claimants, and defends, indemnifies and holds harmless the Owner from claims, demands, liens or suits by any person or entity seeking payment for labor, materials or equipment furnished for use in the performance of the Construction Contract, then the Surety and the Contractor shall have no obligation under this Bond.

**§ 3** If there is no Owner Default under the Construction Contract, the Surety's obligation to the Owner under this Bond shall arise after the Owner has promptly notified the Contractor and the Surety (at the address described in Section 13) of claims, demands, liens or suits against the Owner or the Owner's property by any person or entity seeking payment for labor, materials or equipment furnished for use in the performance of the Construction Contract and tendered defense of such claims, demands, liens or suits to the Contractor and the Surety.

**§ 4** When the Owner has satisfied the conditions in Section 3, the Surety shall promptly and at the Surety's expense defend, indemnify and hold harmless the Owner against a duly tendered claim, demand, lien or suit.

**§ 5** The Surety's obligations to a Claimant under this Bond shall arise after the following:

**§ 5.1** Claimants, who do not have a direct contract with the Contractor,

- .1** have furnished a written notice of non-payment to the Contractor, stating with substantial accuracy the amount claimed and the name of the party to whom the materials were, or equipment was, furnished or supplied or for whom the labor was done or performed, within ninety (90) days after having last performed labor or last furnished materials or equipment included in the Claim; and
- .2** have sent a Claim to the Surety (at the address described in Section 13).

**§ 5.2** Claimants, who are employed by or have a direct contract with the Contractor, have sent a Claim to the Surety (at the address described in Section 13).

**§ 6** If a notice of non-payment required by Section 5.1.1 is given by the Owner to the Contractor, that is sufficient to satisfy a Claimant's obligation to furnish a written notice of non-payment under Section 5.1.1.

**§ 7** When a Claimant has satisfied the conditions of Sections 5.1 or 5.2, whichever is applicable, the Surety shall promptly and at the Surety's expense take the following actions:

**§ 7.1** Send an answer to the Claimant, with a copy to the Owner, within sixty (60) days after receipt of the Claim, stating the amounts that are undisputed and the basis for challenging any amounts that are disputed; and

**§ 7.2** Pay or arrange for payment of any undisputed amounts.

**§ 7.3** The Surety's failure to discharge its obligations under Section 7.1 or Section 7.2 shall not be deemed to constitute a waiver of defenses the Surety or Contractor may have or acquire as to a Claim, except as to undisputed amounts for which the Surety and Claimant have reached agreement. If, however, the Surety fails to discharge its obligations under Section 7.1 or Section 7.2, the Surety shall indemnify the Claimant for the reasonable attorney's fees the Claimant incurs thereafter to recover any sums found to be due and owing to the Claimant.

**§ 8** The Surety's total obligation shall not exceed the amount of this Bond, plus the amount of reasonable attorney's fees provided under Section 7.3, and the amount of this Bond shall be credited for any payments made in good faith by the Surety.

**§ 9** Amounts owed by the Owner to the Contractor under the Construction Contract shall be used for the performance of the Construction Contract and to satisfy claims, if any, under any construction performance bond. By the Contractor furnishing and the Owner accepting this Bond, they agree that all funds earned by the Contractor in the performance of the Construction Contract are dedicated to satisfy obligations of the Contractor and Surety under this Bond, subject to the Owner's priority to use the funds for the completion of the work.

**§ 10** The Surety shall not be liable to the Owner, Claimants or others for obligations of the Contractor that are unrelated to the Construction Contract. The Owner shall not be liable for the payment of any costs or expenses of any Claimant under this Bond, and shall have under this Bond no obligation to make payments to, or give notice on behalf of, Claimants or otherwise have any obligations to Claimants under this Bond.

**§ 11** The Surety hereby waives notice of any change, including changes of time, to the Construction Contract or to related subcontracts, purchase orders and other obligations.

**§ 12** No suit or action shall be commenced by a Claimant under this Bond other than in a court of competent jurisdiction in the state in which the project that is the subject of the Construction Contract is located or after the expiration of one year from the date (1) on which the Claimant sent a Claim to the Surety pursuant to Section 5.1.2 or 5.2, or (2) on which the last labor or service was performed by anyone or the last materials or equipment were furnished by anyone under the Construction Contract, whichever of (1) or (2) first occurs. If the provisions of this Paragraph are void or prohibited by law, the minimum period of limitation available to sureties as a defense in the jurisdiction of the suit shall be applicable.

**§ 13** Notice and Claims to the Surety, the Owner or the Contractor shall be mailed or delivered to the address shown on the page on which their signature appears. Actual receipt of notice or Claims, however accomplished, shall be sufficient compliance as of the date received.

**§ 14** When this Bond has been furnished to comply with a statutory or other legal requirement in the location where the construction was to be performed, any provision in this Bond conflicting with said statutory or legal requirement shall be deemed deleted herefrom and provisions conforming to such statutory or other legal requirement shall be deemed incorporated herein. When so furnished, the intent is that this Bond shall be construed as a statutory bond and not as a common law bond.

**§ 15** Upon request by any person or entity appearing to be a potential beneficiary of this Bond, the Contractor and Owner shall promptly furnish a copy of this Bond or shall permit a copy to be made.

## **§ 16 Definitions**

**§ 16.1 Claim.** A written statement by the Claimant including at a minimum:

- .1 the name of the Claimant;
- .2 the name of the person for whom the labor was done, or materials or equipment furnished;
- .3 a copy of the agreement or purchase order pursuant to which labor, materials or equipment was furnished for use in the performance of the Construction Contract;
- .4 a brief description of the labor, materials or equipment furnished;
- .5 the date on which the Claimant last performed labor or last furnished materials or equipment for use in the performance of the Construction Contract;
- .6 the total amount earned by the Claimant for labor, materials or equipment furnished as of the date of the Claim;
- .7 the total amount of previous payments received by the Claimant; and
- .8 the total amount due and unpaid to the Claimant for labor, materials or equipment furnished as of the date of the Claim.

**§ 16.2 Claimant.** An individual or entity having a direct contract with the Contractor or with a subcontractor of the Contractor to furnish labor, materials or equipment for use in the performance of the Construction Contract. The term Claimant also includes any individual or entity that has rightfully asserted a claim under an applicable mechanic's lien or similar statute against the real property upon which the Project is located. The intent of this Bond shall be to include without limitation in the terms "labor, materials or equipment" that part of water, gas, power, light, heat, oil, gasoline, telephone service or rental equipment used in the Construction Contract, architectural and engineering services required for performance of the work of the Contractor and the Contractor's subcontractors, and all other items for which a mechanic's lien may be asserted in the jurisdiction where the labor, materials or equipment were furnished.

**§ 16.3 Construction Contract.** The agreement between the Owner and Contractor identified on the cover page, including all Contract Documents and all changes made to the agreement and the Contract Documents.

§ 16.4 Owner Default. Failure of the Owner, which has not been remedied or waived, to pay the Contractor as required under the Construction Contract or to perform and complete or comply with the other material terms of the Construction Contract.

§ 16.5 Contract Documents. All the documents that comprise the agreement between the Owner and Contractor.

§ 17 If this Bond is issued for an agreement between a Contractor and subcontractor, the term Contractor in this Bond shall be deemed to be Subcontractor and the term Owner shall be deemed to be Contractor.

§ 18 Modifications to this bond are as follows:

« »

*(Space is provided below for additional signatures of added parties, other than those appearing on the cover page.)*

**CONTRACTOR AS PRINCIPAL**

Company: \_\_\_\_\_ (Corporate Seal)

Signature: \_\_\_\_\_  
Name and Title: « »  
Address: « »

**SURETY**

Company: \_\_\_\_\_ (Corporate Seal)

Signature: \_\_\_\_\_  
Name and Title: « »  
Address: « »

# DRAFT AIA<sup>®</sup> Document G702<sup>™</sup> - 1992

## Application and Certificate for Payment

<b>TO OWNER:</b>	<b>PROJECT:</b>	<b>APPLICATION NO:</b> 001	<b>Distribution to:</b>
<b>FROM CONTRACTOR:</b>	<b>VIA ARCHITECT:</b> Curtis Miner Architecture 233 South Pleasant Grove Blvd., Suite 105 Pleasant Grove, UT 84062	<b>PERIOD TO:</b> <b>CONTRACT FOR:</b> General Construction <b>CONTRACT DATE:</b> <b>PROJECT NOS:</b> / /	OWNER: <input type="checkbox"/> ARCHITECT: <input type="checkbox"/> CONTRACTOR: <input type="checkbox"/> FIELD: <input type="checkbox"/>

### CONTRACTOR'S APPLICATION FOR PAYMENT

Application is made for payment, as shown below, in connection with the Contract. Continuation Sheet, AIA Document G703, is attached.

1. ORIGINAL CONTRACT SUM.....	\$0.00
2. NET CHANGE BY CHANGE ORDERS.....	\$0.00
3. CONTRACT SUM TO DATE (Line 1 ± 2).....	\$0.00
4. TOTAL COMPLETED & STORED TO DATE (Column G on G703).....	\$0.00
<b>5. RETAINAGE:</b>	
a. 0 % of Completed Work (Column D + E on G703: \$0.00 )=	\$0.00
b. 0 % of Stored Material (Column F on G703: \$0.00 )=	\$0.00
Total Retainage (Lines 5a + 5b or Total in Column I of G703).....	\$0.00
6. TOTAL EARNED LESS RETAINAGE..... (Line 4 Less Line 5 Total)	\$0.00
7. LESS PREVIOUS CERTIFICATES FOR PAYMENT..... (Line 6 from prior Certificate)	\$0.00
8. CURRENT PAYMENT DUE.....	\$0.00
9. BALANCE TO FINISH, INCLUDING RETAINAGE (Line 3 less Line 6)	\$0.00

The undersigned Contractor certifies that to the best of the Contractor's knowledge, information and belief the Work covered by this Application for Payment has been completed in accordance with the Contract Documents, that all amounts have been paid by the Contractor for Work for which previous Certificates for Payment were issued and payments received from the Owner, and that current payment shown herein is now due.

**CONTRACTOR:**  
By: \_\_\_\_\_ Date: \_\_\_\_\_  
State of: \_\_\_\_\_  
County of: \_\_\_\_\_  
Subscribed and sworn to before  
me this \_\_\_\_\_ day of \_\_\_\_\_  
Notary Public: \_\_\_\_\_  
My Commission expires: \_\_\_\_\_

### ARCHITECT'S CERTIFICATE FOR PAYMENT

In accordance with the Contract Documents, based on on-site observations and the data comprising this application, the Architect certifies to the Owner that to the best of the Architect's knowledge, information and belief the Work has progressed as indicated, the quality of the Work is in accordance with the Contract Documents, and the Contractor is entitled to payment of the AMOUNT CERTIFIED.

**AMOUNT CERTIFIED**..... \$0.00

(Attach explanation if amount certified differs from the amount applied. Initial all figures on this Application and on the Continuation Sheet that are changed to conform with the amount certified.)

**ARCHITECT:**  
By: \_\_\_\_\_ Date: \_\_\_\_\_  
This Certificate is not negotiable. The AMOUNT CERTIFIED is payable only to the Contractor named herein. Issuance, payment and acceptance of payment are without prejudice to any rights of the Owner or Contractor under this Contract.

CHANGE ORDER SUMMARY	ADDITIONS	DEDUCTIONS
Total changes approved in previous months by Owner	\$0.00	\$0.00
Total approved this Month	\$0.00	\$0.00
TOTALS	\$0.00	\$0.00
NET CHANGES by Change Order		\$0.00



# DRAFT AIA® Document G714™ - 2007

## Construction Change Directive

<b>PROJECT:</b> <i>(Name and address)</i>	<b>DIRECTIVE NUMBER:</b> 001	<b>OWNER:</b> <input type="checkbox"/>
	<b>DATE:</b>	<b>ARCHITECT:</b> <input type="checkbox"/>
	<b>CONTRACT FOR:</b> General Construction	<b>CONSULTANT:</b> <input type="checkbox"/>
<b>TO CONTRACTOR:</b> <i>(Name and address)</i>	<b>CONTRACT DATED:</b>	<b>CONTRACTOR:</b> <input type="checkbox"/>
	<b>ARCHITECT'S PROJECT NUMBER:</b>	<b>FIELD:</b> <input type="checkbox"/>
	CMA21-039.2	<b>OTHER:</b> <input type="checkbox"/>

You are hereby directed to make the following change(s) in this Contract:  
*(Describe briefly any proposed changes or list any attached information in the alternative)*

### PROPOSED ADJUSTMENTS

- The proposed basis of adjustment to the Contract Sum or Guaranteed Maximum Price is:
  - Lump Sum decrease of \$0.00
  - Unit Price of \$ \_\_\_\_\_ per
  - As provided in Section 7.3.3 of AIA Document A201-2007
  - As follows:
- The Contract Time is proposed to (remain unchanged). The proposed adjustment, if any, is 0 days.

When signed by the Owner and Architect and received by the Contractor, this document becomes effective IMMEDIATELY as a Construction Change Directive (CCD), and the Contractor shall proceed with the change(s) described above.

Contractor signature indicates agreement with the proposed adjustments in Contract Sum and Contract Time set forth in this CCD.

Curtis Miner Architecture  
**ARCHITECT** *(Firm name)*  
233 South Pleasant Grove Blvd.,  
Suite 105, Pleasant Grove, UT 84062  
**ADDRESS**

Provo City School District  
**OWNER** *(Firm name)*  
**ADDRESS**

\_\_\_\_\_  
**CONTRACTOR** *(Firm name)*  
**ADDRESS**

\_\_\_\_\_  
**BY** *(Signature)*  
\_\_\_\_\_  
*(Typed name)*

\_\_\_\_\_  
**BY** *(Signature)*  
\_\_\_\_\_  
*(Typed name)*

\_\_\_\_\_  
**BY** *(Signature)*  
\_\_\_\_\_  
*(Typed name)*

\_\_\_\_\_  
**DATE**

\_\_\_\_\_  
**DATE**

\_\_\_\_\_  
**DATE**



# DRAFT AIA® Document G701™ - 2001

## Change Order

<b>PROJECT</b> (Name and address):	<b>CHANGE ORDER NUMBER:</b> 001	<b>OWNER:</b> <input type="checkbox"/>
	<b>DATE:</b>	<b>ARCHITECT:</b> <input type="checkbox"/>
<b>TO CONTRACTOR</b> (Name and address):	<b>ARCHITECT'S PROJECT NUMBER:</b> CMA21-039.2	<b>CONTRACTOR:</b> <input type="checkbox"/>
	<b>CONTRACT DATE:</b>	<b>FIELD:</b> <input type="checkbox"/>
	<b>CONTRACT FOR:</b> General Construction	<b>OTHER:</b> <input type="checkbox"/>

**THE CONTRACT IS CHANGED AS FOLLOWS:**

(Include, where applicable, any undisputed amount attributable to previously executed Construction Change Directives)

The original Contract Sum was  
The net change by previously authorized Change Orders  
The Contract Sum prior to this Change Order was  
The Contract Sum will be increased by this Change Order in the amount of  
The new Contract Sum including this Change Order will be  
  
The Contract Time will be increased by Zero (0) days.  
The date of Substantial Completion as of the date of this Change Order therefore is

\$	0.00
\$	0.00
\$	0.00
\$	0.00
\$	0.00

**NOTE:** This Change Order does not include changes in the Contract Sum, Contract Time or Guaranteed Maximum Price which have been authorized by Construction Change Directive until the cost and time have been agreed upon by both the Owner and Contractor, in which case a Change Order is executed to supersede the Construction Change Directive.

**NOT VALID UNTIL SIGNED BY THE ARCHITECT, CONTRACTOR AND OWNER.**

Curtis Miner Architecture <b>ARCHITECT</b> (Firm name)	_____ <b>CONTRACTOR</b> (Firm name)	Provo City School-District <b>OWNER</b> (Firm name)
233 South Pleasant Grove Blvd., Suite 105, Pleasant Grove, UT 84062 <b>ADDRESS</b>	_____ <b>ADDRESS</b>	_____ <b>ADDRESS</b>
_____ <b>BY</b> (Signature)	_____ <b>BY</b> (Signature)	_____ <b>BY</b> (Signature)
_____ (Typed name)	_____ (Typed name)	_____ (Typed name)
_____ <b>DATE</b>	_____ <b>DATE</b>	_____ <b>DATE</b>

# DRAFT AIA<sup>®</sup> Document G704<sup>™</sup> - 2000

## Certificate of Substantial Completion

**PROJECT:**  
(Name and address)

**PROJECT NUMBER:** CMA21-039.2/  
**CONTRACT FOR:** General Construction  
**CONTRACT DATE:**

**OWNER:**   
**ARCHITECT:**   
**CONTRACTOR:**   
**FIELD:**   
**OTHER:**

**TO OWNER:**  
(Name and address)

**TO CONTRACTOR:**  
(Name and address)

### PROJECT OR PORTION OF THE PROJECT DESIGNATED FOR PARTIAL OCCUPANCY OR USE SHALL INCLUDE:

The Work performed under this Contract has been reviewed and found, to the Architect's best knowledge, information and belief, to be substantially complete. Substantial Completion is the stage in the progress of the Work when the Work or designated portion is sufficiently complete in accordance with the Contract Documents so that the Owner can occupy or utilize the Work for its intended use. The date of Substantial Completion of the Project or portion designated above is the date of issuance established by this Certificate, which is also the date of commencement of applicable warranties required by the Contract Documents, except as stated below:

#### Warranty

#### Date of Commencement

Curtis Miner Architecture

ARCHITECT

BY

DATE OF ISSUANCE

A list of items to be completed or corrected is attached hereto. The failure to include any items on such list does not alter the responsibility of the Contractor to complete all Work in accordance with the Contract Documents. Unless otherwise agreed to in writing, the date of commencement of warranties for items on the attached list will be the date of issuance of the final Certificate of Payment or the date of final payment.

**Cost estimate of Work that is incomplete or defective:** \$0.00

The Contractor will complete or correct the Work on the list of items attached hereto within Zero (0) days from the above date of Substantial Completion.

CONTRACTOR

BY

DATE

The Owner accepts the Work or designated portion as substantially complete and will assume full possession at (time) on (date).

Provo City School District

OWNER

BY

DATE

The responsibilities of the Owner and Contractor for security, maintenance, heat, utilities, damage to the Work and insurance shall be as follows:

(Note: Owner's and Contractor's legal and insurance counsel should determine and review insurance requirements and coverage.)

# DRAFT AIA<sup>®</sup> Document G706<sup>™</sup> - 1994

## Contractor's Affidavit of Payment of Debts and Claims

PROJECT: (Name and address)

ARCHITECT'S PROJECT NUMBER:

CMA21-039.2

CONTRACT FOR: General Construction

CONTRACT DATED:

OWNER:

ARCHITECT:

CONTRACTOR:

SURETY:

OTHER:

TO OWNER: (Name and address)

STATE OF:

COUNTY OF:

The undersigned hereby certifies that, except as listed below, payment has been made in full and all obligations have otherwise been satisfied for all materials and equipment furnished, for all work, labor, and services performed, and for all known indebtedness and claims against the Contractor for damages arising in any manner in connection with the performance of the Contract referenced above for which the Owner or Owner's property might in any way be held responsible or encumbered.

### EXCEPTIONS:

#### SUPPORTING DOCUMENTS ATTACHED HERETO:

1. Consent of Surety to Final Payment. Whenever Surety is involved, Consent of Surety is required. AIA Document G707, Consent of Surety, may be used for this purpose

Indicate Attachment  Yes  No

*The following supporting documents should be attached hereto if required by the Owner:*

1. Contractor's Release or Waiver of Liens, conditional upon receipt of final payment.
2. Separate Releases or Waivers of Liens from Subcontractors and material and equipment suppliers, to the extent required by the Owner, accompanied by a list thereof.
3. Contractor's Affidavit of Release of Liens (AIA Document G706A).

CONTRACTOR: (Name and address)

BY:

(Signature of authorized representative)

(Printed name and title)

Subscribed and sworn to before me on this date:

Notary Public:

My Commission Expires:

# DRAFT AIA<sup>®</sup> Document G706A<sup>™</sup> - 1994

## Contractor's Affidavit of Release of Liens

PROJECT: *(Name and address)*

ARCHITECT'S PROJECT

NUMBER:

CMA21-039.2

CONTRACT FOR: General  
Construction

CONTRACT DATED:

TO OWNER: *(Name and address)*

OWNER:

ARCHITECT:

CONTRACTOR:

SURETY:

OTHER:

STATE OF:  
COUNTY OF:

The undersigned hereby certifies that to the best of the undersigned's knowledge, information and belief, except as listed below, the Releases or Waivers of Lien attached hereto include the Contractor, all Subcontractors, all suppliers of materials and equipment, and all performers of Work, labor or services who have or may have liens or encumbrances or the right to assert liens or encumbrances against any property of the Owner arising in any manner out of the performance of the Contract referenced above.

EXCEPTIONS:

SUPPORTING DOCUMENTS ATTACHED HERETO:

1. Contractor's Release or Waiver of Liens, conditional upon receipt of final payment.
2. Separate Releases or Waivers of Liens from Subcontractors and material and equipment suppliers, to the extent required by the Owner, accompanied by a list thereof.

CONTRACTOR: *(Name and address)*

BY:

*(Signature of authorized representative)*

*(Printed name and title)*

Subscribed and sworn to before me on this date:

Notary Public:

My Commission Expires:

# DRAFT AIA® Document G707™ - 1994

## Consent Of Surety to Final Payment

PROJECT: *(Name and address)*

ARCHITECT'S PROJECT NUMBER: CMA21-039.2

CONTRACT FOR: General Construction

TO OWNER: *(Name and address)*

CONTRACT DATED:

OWNER:

ARCHITECT:

CONTRACTOR:

SURETY:

OTHER:

In accordance with the provisions of the Contract between the Owner and the Contractor as indicated above, the  
*(Insert name and address of Surety)*

on bond of  
*(Insert name and address of Contractor)*

hereby approves of the final payment to the Contractor, and agrees that final payment to the Contractor shall not relieve the  
Surety of any of its obligations to  
*(Insert name and address of Owner)*

as set forth in said Surety's bond.

IN WITNESS WHEREOF, the Surety has hereunto set its hand on this date:  
*(Insert in writing the month followed by the numeric date and year.)*

\_\_\_\_\_  
*(Surety)*

\_\_\_\_\_  
*(Signature of authorized representative)*

\_\_\_\_\_  
*(Printed name and title)*

Attest:  
*(Seal):*

# DRAFT AIA<sup>®</sup> Document G707A<sup>™</sup> - 1994

## Consent of Surety to Reduction in or Partial Release of Retainage

PROJECT: *(Name and address)* ARCHITECT'S PROJECT NUMBER: CMA21-039.2

CONTRACT FOR: General Construction

TO OWNER: *(Name and address)* CONTRACT DATED:

OWNER:

ARCHITECT:

CONTRACTOR:

SURETY:

OTHER:

In accordance with the provisions of the Contract between the Owner and the Contractor as indicated above, the  
*(Insert name and address of Surety)*

on bond of  
*(Insert name and address of Contractor)*

hereby approves the reduction in or partial release of retainage to the Contractor as follows:

The Surety agrees that such reduction in or partial release of retainage to the Contractor shall not relieve the Surety of any of its obligations to  
*(Insert name and address of Owner)*

as set forth in said Surety's bond.

IN WITNESS WHEREOF, the Surety has hereunto set its hand on this date:  
*(Insert in writing the month followed by the numeric date and year.)*

\_\_\_\_\_  
*(Surety)*

\_\_\_\_\_  
*(Signature of authorized representative)*

\_\_\_\_\_  
*(Printed name and title)*

Attest:  
(Seal):

# DRAFT AIA® Document A201™ – 2007

## General Conditions of the Contract for Construction

for the following PROJECT:

(Name and location or address)

«»  
«  
»

THE OWNER:

(Name, legal status and address)

«»« »  
«  
»

THE ARCHITECT:

(Name, legal status and address)

«Curtis Miner Architecture»« »  
«233 South Pleasant Grove Blvd., Suite 105  
Pleasant Grove, UT 84062»

### TABLE OF ARTICLES

- 1 GENERAL PROVISIONS
- 2 OWNER
- 3 CONTRACTOR
- 4 ARCHITECT
- 5 SUBCONTRACTORS
- 6 CONSTRUCTION BY OWNER OR BY SEPARATE CONTRACTORS
- 7 CHANGES IN THE WORK
- 8 TIME
- 9 PAYMENTS AND COMPLETION
- 10 PROTECTION OF PERSONS AND PROPERTY
- 11 INSURANCE AND BONDS
- 12 UNCOVERING AND CORRECTION OF WORK
- 13 MISCELLANEOUS PROVISIONS
- 14 TERMINATION OR SUSPENSION OF THE CONTRACT
- 15 CLAIMS AND DISPUTES

#### ADDITIONS AND DELETIONS:

The author of this document has added information needed for its completion. The author may also have revised the text of the original AIA standard form. An *Additions and Deletions Report* that notes added information as well as revisions to the standard form text is available from the author and should be reviewed.

This document has important legal consequences. Consultation with an attorney is encouraged with respect to its completion or modification.

**ELECTRONIC COPYING** of any portion of this AIA® Document to another electronic file is prohibited and constitutes a violation of copyright laws as set forth in the footer of this document.

## INDEX

(Topics and numbers in bold are section headings.)

### Acceptance of Nonconforming Work

9.6.6, 9.9.3, **12.3**

Acceptance of Work

9.6.6, 9.8.2, 9.9.3, 9.10.1, 9.10.3, **12.3**

### Access to Work

**3.16**, 6.2.1, 12.1

Accident Prevention

10

Acts and Omissions

3.2, 3.3.2, 3.12.8, 3.18, 4.2.3, 8.3.1, 9.5.1, 10.2.5, 10.2.8, 13.4.2, 13.7, 14.1, 15.2

Addenda

1.1.1, 3.11

Additional Costs, Claims for

3.7.4, 3.7.5, 6.1.1, 7.3.7.5, 10.3, 15.1.4

### Additional Inspections and Testing

9.4.2, 9.8.3, 12.2.1, **13.5**

Additional Insured

11.1.4

### Additional Time, Claims for

3.2.4, 3.7.4, 3.7.5, 3.10.2, 8.3.2, **15.1.5**

### Administration of the Contract

3.1.3, **4.2**, 9.4, 9.5

Advertisement or Invitation to Bid

1.1.1

Aesthetic Effect

4.2.13

### Allowances

**3.8**, 7.3.8

All-risk Insurance

11.3.1, 11.3.1.1

### Applications for Payment

4.2.5, 7.3.9, 9.2, **9.3**, 9.4, 9.5.1, 9.6.3, 9.7, 9.10, 11.1.3

Approvals

2.1.1, 2.2.2, 2.4, 3.1.3, 3.10.2, 3.12.8, 3.12.9, 3.12.10, 4.2.7, 9.3.2, 13.5.1

### Arbitration

8.3.1, 11.3.10, 13.1, 15.3.2, **15.4**

## ARCHITECT

### 4

Architect, Definition of

#### 4.1.1

Architect, Extent of Authority

2.4, 3.12.7, 4.1, 4.2, 5.2, 6.3, 7.1.2, 7.3.7, 7.4, 9.2, 9.3.1, 9.4, 9.5, 9.6.3, 9.8, 9.10.1, 9.10.3, 12.1, 12.2.1, 13.5.1, 13.5.2, 14.2.2, 14.2.4, 15.1.3, 15.2.1

Architect, Limitations of Authority and

Responsibility

2.1.1, 3.12.4, 3.12.8, 3.12.10, 4.1.2, 4.2.1, 4.2.2, 4.2.3, 4.2.6, 4.2.7, 4.2.10, 4.2.12, 4.2.13, 5.2.1, 7.4, 9.4.2, 9.5.3, 9.6.4, 15.1.3, 15.2

Architect's Additional Services and Expenses

2.4, 11.3.1.1, 12.2.1, 13.5.2, 13.5.3, 14.2.4

Architect's Administration of the Contract

3.1.3, 4.2, 3.7.4, 15.2, 9.4.1, 9.5

Architect's Approvals

2.4, 3.1.3, 3.5, 3.10.2, 4.2.7

Architect's Authority to Reject Work

3.5, 4.2.6, 12.1.2, 12.2.1

Architect's Copyright

1.1.7, 1.5

Architect's Decisions

3.7.4, 4.2.6, 4.2.7, 4.2.11, 4.2.12, 4.2.13, 4.2.14, 6.3, 7.3.7, 7.3.9, 8.1.3, 8.3.1, 9.2, 9.4.1, 9.5, 9.8.4, 9.9.1, 13.5.2, 15.2, 15.3

Architect's Inspections

3.7.4, 4.2.2, 4.2.9, 9.4.2, 9.8.3, 9.9.2, 9.10.1, 13.5

Architect's Instructions

3.2.4, 3.3.1, 4.2.6, 4.2.7, 13.5.2

Architect's Interpretations

4.2.11, 4.2.12

Architect's Project Representative

4.2.10

Architect's Relationship with Contractor

1.1.2, 1.5, 3.1.3, 3.2.2, 3.2.3, 3.2.4, 3.3.1, 3.4.2, 3.5, 3.7.4, 3.7.5, 3.9.2, 3.9.3, 3.10, 3.11, 3.12, 3.16, 3.18, 4.1.2, 4.1.3, 4.2, 5.2, 6.2.2, 7, 8.3.1, 9.2, 9.3, 9.4, 9.5, 9.7, 9.8, 9.9, 10.2.6, 10.3, 11.3.7, 12, 13.4.2, 13.5, 15.2

Architect's Relationship with Subcontractors

1.1.2, 4.2.3, 4.2.4, 4.2.6, 9.6.3, 9.6.4, 11.3.7

Architect's Representations

9.4.2, 9.5.1, 9.10.1

Architect's Site Visits

3.7.4, 4.2.2, 4.2.9, 9.4.2, 9.5.1, 9.9.2, 9.10.1, 13.5

Asbestos

10.3.1

Attorneys' Fees

3.18.1, 9.10.2, 10.3.3

Award of Separate Contracts

6.1.1, 6.1.2

### Award of Subcontracts and Other Contracts for Portions of the Work

#### 5.2

### Basic Definitions

#### 1.1

Bidding Requirements

1.1.1, 5.2.1, 11.4.1

Binding Dispute Resolution

9.7, 11.3.9, 11.3.10, 13.1, 15.2.5, 15.2.6.1, 15.3.1, 15.3.2, 15.4.1

### Boiler and Machinery Insurance

#### 11.3.2

Bonds, Lien

7.3.7.4, 9.10.2, 9.10.3

### Bonds, Performance, and Payment

7.3.7.4, 9.6.7, 9.10.3, 11.3.9, **11.4**



Building Permit  
3.7.1  
**Capitalization**  
**1.3**  
Certificate of Substantial Completion  
9.8.3, 9.8.4, 9.8.5  
**Certificates for Payment**  
4.2.1, 4.2.5, 4.2.9, 9.3.3, **9.4**, 9.5, 9.6.1, 9.6.6, 9.7,  
9.10.1, 9.10.3, 14.1.1.3, 14.2.4, 15.1.3  
Certificates of Inspection, Testing or Approval  
13.5.4  
Certificates of Insurance  
9.10.2, 11.1.3  
**Change Orders**  
1.1.1, 2.4, 3.4.2, 3.7.4, 3.8.2.3, 3.11, 3.12.8, 4.2.8,  
5.2.3, 7.1.2, 7.1.3, **7.2**, 7.3.2, 7.3.6, 7.3.9, 7.3.10,  
8.3.1, 9.3.1.1, 9.10.3, 10.3.2, 11.3.1.2, 11.3.4, 11.3.9,  
12.1.2, 15.1.3  
**Change Orders, Definition of**  
**7.2.1**  
**CHANGES IN THE WORK**  
2.2.1, 3.11, 4.2.8, **7**, 7.2.1, 7.3.1, 7.4, 8.3.1, 9.3.1.1,  
11.3.9  
**Claims, Definition of**  
**15.1.1**  
**CLAIMS AND DISPUTES**  
3.2.4, 6.1.1, 6.3, 7.3.9, 9.3.3, 9.10.4, 10.3.3, **15**, 15.4  
Claims and Timely Assertion of Claims  
15.4.1  
**Claims for Additional Cost**  
3.2.4, 3.7.4, 6.1.1, 7.3.9, 10.3.2, **15.1.4**  
**Claims for Additional Time**  
3.2.4, 3.7.4, 6.1.1, 8.3.2, 10.3.2, **15.1.5**  
**Concealed or Unknown Conditions, Claims for**  
**3.7.4**  
Claims for Damages  
3.2.4, 3.18, 6.1.1, 8.3.3, 9.5.1, 9.6.7, 10.3.3, 11.1.1,  
11.3.5, 11.3.7, 14.1.3, 14.2.4, 15.1.6  
Claims Subject to Arbitration  
15.3.1, 15.4.1  
**Cleaning Up**  
**3.15**, 6.3  
Commencement of the Work, Conditions Relating to  
2.2.1, 3.2.2, 3.4.1, 3.7.1, 3.10.1, 3.12.6, 5.2.1, 5.2.3,  
6.2.2, 8.1.2, 8.2.2, 8.3.1, 11.1, 11.3.1, 11.3.6, 11.4.1,  
15.1.4  
**Commencement of the Work, Definition of**  
**8.1.2**  
**Communications Facilitating Contract**  
**Administration**  
3.9.1, **4.2.4**  
Completion, Conditions Relating to  
3.4.1, 3.11, 3.15, 4.2.2, 4.2.9, 8.2, 9.4.2, 9.8, 9.9.1,  
9.10, 12.2, 13.7, 14.1.2  
**COMPLETION, PAYMENTS AND**  
**9**

Completion, Substantial  
4.2.9, 8.1.1, 8.1.3, 8.2.3, 9.4.2, 9.8, 9.9.1, 9.10.3,  
12.2, 13.7  
Compliance with Laws  
1.6, 3.2.3, 3.6, 3.7, 3.12.10, 3.13, 4.1.1, 9.6.4, 10.2.2,  
11.1, 11.3, 13.1, 13.4, 13.5.1, 13.5.2, 13.6, 14.1.1,  
14.2.1.3, 15.2.8, 15.4.2, 15.4.3  
Concealed or Unknown Conditions  
3.7.4, 4.2.8, 8.3.1, 10.3  
Conditions of the Contract  
1.1.1, 6.1.1, 6.1.4  
Consent, Written  
3.4.2, 3.7.4, 3.12.8, 3.14.2, 4.1.2, 9.3.2, 9.8.5, 9.9.1,  
9.10.2, 9.10.3, 11.3.1, 13.2, 13.4.2, 15.4.4.2  
**Consolidation or Joinder**  
**15.4.4**  
**CONSTRUCTION BY OWNER OR BY**  
**SEPARATE CONTRACTORS**  
1.1.4, **6**  
**Construction Change Directive, Definition of**  
**7.3.1**  
**Construction Change Directives**  
1.1.1, 3.4.2, 3.12.8, 4.2.8, 7.1.1, 7.1.2, 7.1.3, **7.3**,  
9.3.1.1  
Construction Schedules, Contractor's  
3.10, 3.12.1, 3.12.2, 6.1.3, 15.1.5.2  
**Contingent Assignment of Subcontracts**  
**5.4**, 14.2.2.2  
**Continuing Contract Performance**  
**15.1.3**  
**Contract, Definition of**  
**1.1.2**  
**CONTRACT, TERMINATION OR**  
**SUSPENSION OF THE**  
5.4.1.1, 11.3.9, **14**  
Contract Administration  
3.1.3, 4, 9.4, 9.5  
Contract Award and Execution, Conditions Relating  
to  
3.7.1, 3.10, 5.2, 6.1, 11.1.3, 11.3.6, 11.4.1  
Contract Documents, Copies Furnished and Use of  
1.5.2, 2.2.5, 5.3  
**Contract Documents, Definition of**  
**1.1.1**  
**Contract Sum**  
3.7.4, 3.8, 5.2.3, 7.2, 7.3, 7.4, **9.1**, 9.4.2, 9.5.1.4,  
9.6.7, 9.7, 10.3.2, 11.3.1, 14.2.4, 14.3.2, 15.1.4,  
15.2.5  
**Contract Sum, Definition of**  
**9.1**  
Contract Time  
3.7.4, 3.7.5, 3.10.2, 5.2.3, 7.2.1.3, 7.3.1, 7.3.5, 7.4,  
8.1.1, 8.2.1, 8.3.1, 9.5.1, 9.7, 10.3.2, 12.1.1, 14.3.2,  
15.1.5.1, 15.2.5  
**Contract Time, Definition of**  
**8.1.1**

## CONTRACTOR

### 3

**Contractor**, Definition of

#### 3.1, 6.1.2

**Contractor's Construction Schedules**

3.10, 3.12.1, 3.12.2, 6.1.3, 15.1.5.2

Contractor's Employees

3.3.2, 3.4.3, 3.8.1, 3.9, 3.18.2, 4.2.3, 4.2.6, 10.2, 10.3, 11.1.1, 11.3.7, 14.1, 14.2.1.1

**Contractor's Liability Insurance**

#### 11.1

Contractor's Relationship with Separate Contractors and Owner's Forces

3.12.5, 3.14.2, 4.2.4, 6, 11.3.7, 12.1.2, 12.2.4

Contractor's Relationship with Subcontractors

1.2.2, 3.3.2, 3.18.1, 3.18.2, 5, 9.6.2, 9.6.7, 9.10.2, 11.3.1.2, 11.3.7, 11.3.8

Contractor's Relationship with the Architect

1.1.2, 1.5, 3.1.3, 3.2.2, 3.2.3, 3.2.4, 3.3.1, 3.4.2, 3.5, 3.7.4, 3.10, 3.11, 3.12, 3.16, 3.18, 4.1.3, 4.2, 5.2, 6.2.2, 7, 8.3.1, 9.2, 9.3, 9.4, 9.5, 9.7, 9.8, 9.9, 10.2.6, 10.3, 11.3.7, 12, 13.5, 15.1.2, 15.2.1

Contractor's Representations

3.2.1, 3.2.2, 3.5, 3.12.6, 6.2.2, 8.2.1, 9.3.3, 9.8.2

Contractor's Responsibility for Those Performing the Work

3.3.2, 3.18, 5.3, 6.1.3, 6.2, 9.5.1, 10.2.8

Contractor's Review of Contract Documents

3.2

Contractor's Right to Stop the Work

9.7

Contractor's Right to Terminate the Contract

14.1, 15.1.6

Contractor's Submittals

3.10, 3.11, 3.12.4, 4.2.7, 5.2.1, 5.2.3, 9.2, 9.3, 9.8.2, 9.8.3, 9.9.1, 9.10.2, 9.10.3, 11.1.3, 11.4.2

Contractor's Superintendent

3.9, 10.2.6

Contractor's Supervision and Construction

Procedures

1.2.2, 3.3, 3.4, 3.12.10, 4.2.2, 4.2.7, 6.1.3, 6.2.4, 7.1.3, 7.3.5, 7.3.7, 8.2, 10, 12, 14, 15.1.3

Contractual Liability Insurance

11.1.1.8, 11.2

Coordination and Correlation

1.2, 3.2.1, 3.3.1, 3.10, 3.12.6, 6.1.3, 6.2.1

Copies Furnished of Drawings and Specifications

1.5, 2.2.5, 3.11

Copyrights

1.5, 3.17

Correction of Work

2.3, 2.4, 3.7.3, 9.4.2, 9.8.2, 9.8.3, 9.9.1, 12.1.2, 12.2

**Correlation and Intent of the Contract Documents**

#### 1.2

**Cost**, Definition of

7.3.7

Costs

2.4, 3.2.4, 3.7.3, 3.8.2, 3.15.2, 5.4.2, 6.1.1, 6.2.3, 7.3.3.3, 7.3.7, 7.3.8, 7.3.9, 9.10.2, 10.3.2, 10.3.6, 11.3, 12.1.2, 12.2.1, 12.2.4, 13.5, 14

**Cutting and Patching**

3.14, 6.2.5

Damage to Construction of Owner or Separate Contractors

3.14.2, 6.2.4, 10.2.1.2, 10.2.5, 10.4, 11.1.1, 11.3, 12.2.4

Damage to the Work

3.14.2, 9.9.1, 10.2.1.2, 10.2.5, 10.4, 11.3.1, 12.2.4

Damages, Claims for

3.2.4, 3.18, 6.1.1, 8.3.3, 9.5.1, 9.6.7, 10.3.3, 11.1.1, 11.3.5, 11.3.7, 14.1.3, 14.2.4, 15.1.6

Damages for Delay

6.1.1, 8.3.3, 9.5.1.6, 9.7, 10.3.2

**Date of Commencement of the Work**, Definition of

#### 8.1.2

**Date of Substantial Completion**, Definition of

#### 8.1.3

**Day**, Definition of

#### 8.1.4

Decisions of the Architect

3.7.4, 4.2.6, 4.2.7, 4.2.11, 4.2.12, 4.2.13, 15.2, 6.3, 7.3.7, 7.3.9, 8.1.3, 8.3.1, 9.2, 9.4, 9.5.1, 9.8.4, 9.9.1, 13.5.2, 14.2.2, 14.2.4, 15.1, 15.2

**Decisions to Withhold Certification**

9.4.1, 9.5, 9.7, 14.1.1.3

Defective or Nonconforming Work, Acceptance, Rejection and Correction of

2.3, 2.4, 3.5, 4.2.6, 6.2.5, 9.5.1, 9.5.2, 9.6.6, 9.8.2, 9.9.3, 9.10.4, 12.2.1

Definitions

1.1, 2.1.1, 3.1.1, 3.5, 3.12.1, 3.12.2, 3.12.3, 4.1.1, 15.1.1, 5.1, 6.1.2, 7.2.1, 7.3.1, 8.1, 9.1, 9.8.1

**Delays and Extensions of Time**

3.2, 3.7.4, 5.2.3, 7.2.1, 7.3.1, 7.4, 8.3, 9.5.1, 9.7, 10.3.2, 10.4, 14.3.2, 15.1.5, 15.2.5

Disputes

6.3, 7.3.9, 15.1, 15.2

**Documents and Samples at the Site**

#### 3.11

**Drawings**, Definition of

#### 1.1.5

Drawings and Specifications, Use and Ownership of

3.11

Effective Date of Insurance

8.2.2, 11.1.2

**Emergencies**

10.4, 14.1.1.2, 15.1.4

Employees, Contractor's

3.3.2, 3.4.3, 3.8.1, 3.9, 3.18.2, 4.2.3, 4.2.6, 10.2, 10.3.3, 11.1.1, 11.3.7, 14.1, 14.2.1.1

Equipment, Labor, Materials or  
1.1.3, 1.1.6, 3.4, 3.5, 3.8.2, 3.8.3, 3.12, 3.13, 3.15.1,  
4.2.6, 4.2.7, 5.2.1, 6.2.1, 7.3.7, 9.3.2, 9.3.3, 9.5.1.3,  
9.10.2, 10.2.1, 10.2.4, 14.2.1.1, 14.2.1.2  
Execution and Progress of the Work  
1.1.3, 1.2.1, 1.2.2, 2.2.3, 2.2.5, 3.1, 3.3.1, 3.4.1, 3.5,  
3.7.1, 3.10.1, 3.12, 3.14, 4.2, 6.2.2, 7.1.3, 7.3.5, 8.2,  
9.5.1, 9.9.1, 10.2, 10.3, 12.2, 14.2, 14.3.1, 15.1.3  
Extensions of Time  
3.2.4, 3.7.4, 5.2.3, 7.2.1, 7.3, 7.4, 9.5.1, 9.7, 10.3.2,  
10.4, 14.3, 15.1.5, 15.2.5  
**Failure of Payment**  
9.5.1.3, 9.7, 9.10.2, 13.6, 14.1.1.3, 14.2.1.2  
Faulty Work  
(See Defective or Nonconforming Work)  
**Final Completion and Final Payment**  
4.2.1, 4.2.9, 9.8.2, 9.10, 11.1.2, 11.1.3, 11.3.1, 11.3.5,  
12.3, 14.2.4, 14.4.3  
Financial Arrangements, Owner's  
2.2.1, 13.2.2, 14.1.1.4  
Fire and Extended Coverage Insurance  
11.3.1.1  
**GENERAL PROVISIONS**  
**1**  
**Governing Law**  
**13.1**  
Guarantees (See Warranty)  
**Hazardous Materials**  
10.2.4, 10.3  
Identification of Subcontractors and Suppliers  
5.2.1  
**Indemnification**  
3.17, 3.18, 9.10.2, 10.3.3, 10.3.5, 10.3.6, 11.3.1.2,  
11.3.7  
**Information and Services Required of the Owner**  
2.1.2, 2.2, 3.2.2, 3.12.4, 3.12.10, 6.1.3, 6.1.4, 6.2.5,  
9.6.1, 9.6.4, 9.9.2, 9.10.3, 10.3.3, 11.2, 11.4, 13.5.1,  
13.5.2, 14.1.1.4, 14.1.4, 15.1.3  
**Initial Decision**  
**15.2**  
**Initial Decision Maker, Definition of**  
1.1.8  
Initial Decision Maker, Decisions  
14.2.2, 14.2.4, 15.2.1, 15.2.2, 15.2.3, 15.2.4, 15.2.5  
Initial Decision Maker, Extent of Authority  
14.2.2, 14.2.4, 15.1.3, 15.2.1, 15.2.2, 15.2.3, 15.2.4,  
15.2.5  
**Injury or Damage to Person or Property**  
**10.2.8, 10.4**  
Inspections  
3.1.3, 3.3.3, 3.7.1, 4.2.2, 4.2.6, 4.2.9, 9.4.2, 9.8.3,  
9.9.2, 9.10.1, 12.2.1, 13.5  
Instructions to Bidders  
1.1.1  
Instructions to the Contractor  
3.2.4, 3.3.1, 3.8.1, 5.2.1, 7, 8.2.2, 12, 13.5.2

**Instruments of Service, Definition of**  
**1.1.7**  
Insurance  
3.18.1, 6.1.1, 7.3.7, 9.3.2, 9.8.4, 9.9.1, 9.10.2, 11  
**Insurance, Boiler and Machinery**  
**11.3.2**  
**Insurance, Contractor's Liability**  
**11.1**  
Insurance, Effective Date of  
8.2.2, 11.1.2  
**Insurance, Loss of Use**  
**11.3.3**  
**Insurance, Owner's Liability**  
**11.2**  
**Insurance, Property**  
10.2.5, 11.3  
Insurance, Stored Materials  
9.3.2  
**INSURANCE AND BONDS**  
**11**  
Insurance Companies, Consent to Partial Occupancy  
9.9.1  
Intent of the Contract Documents  
1.2.1, 4.2.7, 4.2.12, 4.2.13, 7.4  
**Interest**  
**13.6**  
**Interpretation**  
1.2.3, 1.4, 4.1.1, 5.1, 6.1.2, 15.1.1  
Interpretations, Written  
4.2.11, 4.2.12, 15.1.4  
Judgment on Final Award  
15.4.2  
**Labor and Materials, Equipment**  
1.1.3, 1.1.6, 3.4, 3.5, 3.8.2, 3.8.3, 3.12, 3.13, 3.15.1,  
4.2.6, 4.2.7, 5.2.1, 6.2.1, 7.3.7, 9.3.2, 9.3.3, 9.5.1.3,  
9.10.2, 10.2.1, 10.2.4, 14.2.1.1, 14.2.1.2  
Labor Disputes  
8.3.1  
Laws and Regulations  
1.5, 3.2.3, 3.6, 3.7, 3.12.10, 3.13, 4.1.1, 9.6.4, 9.9.1,  
10.2.2, 11.1.1, 11.3, 13.1, 13.4, 13.5.1, 13.5.2, 13.6,  
14, 15.2.8, 15.4  
Liens  
2.1.2, 9.3.3, 9.10.2, 9.10.4, 15.2.8  
Limitations, Statutes of  
12.2.5, 13.7, 15.4.1.1  
Limitations of Liability  
2.3, 3.2.2, 3.5, 3.12.10, 3.17, 3.18.1, 4.2.6, 4.2.7,  
4.2.12, 6.2.2, 9.4.2, 9.6.4, 9.6.7, 10.2.5, 10.3.3,  
11.1.2, 11.2, 11.3.7, 12.2.5, 13.4.2  
Limitations of Time  
2.1.2, 2.2, 2.4, 3.2.2, 3.10, 3.11, 3.12.5, 3.15.1, 4.2.7,  
5.2, 5.3, 5.4.1, 6.2.4, 7.3, 7.4, 8.2, 9.2, 9.3.1, 9.3.3,  
9.4.1, 9.5, 9.6, 9.7, 9.8, 9.9, 9.10, 11.1.3, 11.3.1.5,  
11.3.6, 11.3.10, 12.2, 13.5, 13.7, 14, 15  
**Loss of Use Insurance**  
**11.3.3**

Material Suppliers  
1.5, 3.12.1, 4.2.4, 4.2.6, 5.2.1, 9.3, 9.4.2, 9.6, 9.10.5

**Materials, Hazardous**  
10.2.4, **10.3**

Materials, Labor, Equipment and  
1.1.3, 1.1.6, 1.5.1, 3.4.1, 3.5, 3.8.2, 3.8.3, 3.12, 3.13,  
3.15.1, 4.2.6, 4.2.7, 5.2.1, 6.2.1, 7.3.7, 9.3.2, 9.3.3,  
9.5.1.3, 9.10.2, 10.2.1.2, 10.2.4, 14.2.1.1, 14.2.1.2

Means, Methods, Techniques, Sequences and  
Procedures of Construction  
3.3.1, 3.12.10, 4.2.2, 4.2.7, 9.4.2

Mechanic's Lien  
2.1.2, 15.2.8

**Mediation**  
8.3.1, 10.3.5, 10.3.6, 15.2.1, 15.2.5, 15.2.6, **15.3**,  
15.4.1

**Minor Changes in the Work**  
1.1.1, 3.12.8, 4.2.8, 7.1, 7.4

**MISCELLANEOUS PROVISIONS**  
**13**

**Modifications, Definition of**  
**1.1.1**  
Modifications to the Contract  
1.1.1, 1.1.2, 3.11, 4.1.2, 4.2.1, 5.2.3, 7, 8.3.1, 9.7,  
10.3.2, 11.3.1

**Mutual Responsibility**  
**6.2**

**Nonconforming Work, Acceptance of**  
9.6.6, 9.9.3, **12.3**

Nonconforming Work, Rejection and Correction of  
2.3, 2.4, 3.5, 4.2.6, 6.2.4, 9.5.1, 9.8.2, 9.9.3, 9.10.4,  
12.2.1

Notice  
2.2.1, 2.3, 2.4, 3.2.4, 3.3.1, 3.7.2, 3.12.9, 5.2.1, 9.7,  
9.10, 10.2.2, 11.1.3, 12.2.2.1, 13.3, 13.5.1, 13.5.2,  
14.1, 14.2, 15.2.8, 15.4.1

**Notice, Written**  
2.3, 2.4, 3.3.1, 3.9.2, 3.12.9, 3.12.10, 5.2.1, 9.7, 9.10,  
10.2.2, 10.3, 11.1.3, 11.3.6, 12.2.2.1, **13.3**, 14, 15.2.8,  
15.4.1

**Notice of Claims**  
3.7.4, 10.2.8, **15.1.2**, 15.4

Notice of Testing and Inspections  
13.5.1, 13.5.2

Observations, Contractor's  
3.2, 3.7.4

Occupancy  
2.2.2, 9.6.6, 9.8, 11.3.1.5

Orders, Written  
1.1.1, 2.3, 3.9.2, 7, 8.2.2, 11.3.9, 12.1, 12.2.2.1,  
13.5.2, 14.3.1

**OWNER**  
**2**

**Owner, Definition of**  
**2.1.1**

**Owner, Information and Services Required of the**  
2.1.2, **2.2**, 3.2.2, 3.12.10, 6.1.3, 6.1.4, 6.2.5, 9.3.2,  
9.6.1, 9.6.4, 9.9.2, 9.10.3, 10.3.3, 11.2, 11.3, 13.5.1,  
13.5.2, 14.1.1.4, 14.1.4, 15.1.3

Owner's Authority  
1.5, 2.1.1, 2.3, 2.4, 3.4.2, 3.8.1, 3.12.10, 3.14.2, 4.1.2,  
4.1.3, 4.2.4, 4.2.9, 5.2.1, 5.2.4, 5.4.1, 6.1, 6.3, 7.2.1,  
7.3.1, 8.2.2, 8.3.1, 9.3.1, 9.3.2, 9.5.1, 9.6.4, 9.9.1,  
9.10.2, 10.3.2, 11.1.3, 11.3.3, 11.3.10, 12.2.2, 12.3,  
13.2.2, 14.3, 14.4, 15.2.7

Owner's Financial Capability  
2.2.1, 13.2.2, 14.1.1.4

**Owner's Liability Insurance**  
**11.2**

Owner's Relationship with Subcontractors  
1.1.2, 5.2, 5.3, 5.4, 9.6.4, 9.10.2, 14.2.2

**Owner's Right to Carry Out the Work**  
**2.4**, 14.2.2

**Owner's Right to Clean Up**  
**6.3**

**Owner's Right to Perform Construction and to Award Separate Contracts**  
**6.1**

**Owner's Right to Stop the Work**  
**2.3**

Owner's Right to Suspend the Work  
14.3

Owner's Right to Terminate the Contract  
14.2

**Ownership and Use of Drawings, Specifications and Other Instruments of Service**  
1.1.1, 1.1.6, 1.1.7, **1.5**, 2.2.5, 3.2.2, 3.11, 3.17, 4.2.12,  
5.3

**Partial Occupancy or Use**  
9.6.6, **9.9**, 11.3.1.5

**Patching, Cutting and**  
**3.14**, 6.2.5

Patents  
3.17

**Payment, Applications for**  
4.2.5, 7.3.9, 9.2, **9.3**, 9.4, 9.5, 9.6.3, 9.7, 9.8.5, 9.10.1,  
14.2.3, 14.2.4, 14.4.3

**Payment, Certificates for**  
4.2.5, 4.2.9, 9.3.3, **9.4**, 9.5, 9.6.1, 9.6.6, 9.7, 9.10.1,  
9.10.3, 13.7, 14.1.1.3, 14.2.4

**Payment, Failure of**  
9.5.1.3, **9.7**, 9.10.2, 13.6, 14.1.1.3, 14.2.1.2

Payment, Final  
4.2.1, 4.2.9, 9.8.2, 9.10, 11.1.2, 11.1.3, 11.4.1, 12.3,  
13.7, 14.2.4, 14.4.3

**Payment Bond, Performance Bond and**  
7.3.7.4, 9.6.7, 9.10.3, **11.4**

**Payments, Progress**  
9.3, **9.6**, 9.8.5, 9.10.3, 13.6, 14.2.3, 15.1.3

**PAYMENTS AND COMPLETION**  
**9**

Payments to Subcontractors  
5.4.2, 9.5.1.3, 9.6.2, 9.6.3, 9.6.4, 9.6.7, 14.2.1.2  
PCB  
10.3.1  
**Performance Bond and Payment Bond**  
7.3.7.4, 9.6.7, 9.10.3, 11.4  
**Permits, Fees, Notices and Compliance with Laws**  
2.2.2, 3.7, 3.13, 7.3.7.4, 10.2.2  
**PERSONS AND PROPERTY, PROTECTION OF**  
**10**  
Polychlorinated Biphenyl  
10.3.1  
**Product Data, Definition of**  
**3.12.2**  
**Product Data and Samples, Shop Drawings**  
3.11, 3.12, 4.2.7  
**Progress and Completion**  
4.2.2, 8.2, 9.8, 9.9.1, 14.1.4, 15.1.3  
**Progress Payments**  
9.3, 9.6, 9.8.5, 9.10.3, 13.6, 14.2.3, 15.1.3  
**Project, Definition of**  
**1.1.4**  
Project Representatives  
4.2.10  
**Property Insurance**  
10.2.5, 11.3  
**PROTECTION OF PERSONS AND PROPERTY**  
**10**  
Regulations and Laws  
1.5, 3.2.3, 3.6, 3.7, 3.12.10, 3.13, 4.1.1, 9.6.4, 9.9.1, 10.2.2, 11.1, 11.4, 13.1, 13.4, 13.5.1, 13.5.2, 13.6, 14, 15.2.8, 15.4  
Rejection of Work  
3.5, 4.2.6, 12.2.1  
Releases and Waivers of Liens  
9.10.2  
Representations  
3.2.1, 3.5, 3.12.6, 6.2.2, 8.2.1, 9.3.3, 9.4.2, 9.5.1, 9.8.2, 9.10.1  
Representatives  
2.1.1, 3.1.1, 3.9, 4.1.1, 4.2.1, 4.2.2, 4.2.10, 5.1.1, 5.1.2, 13.2.1  
Responsibility for Those Performing the Work  
3.3.2, 3.18, 4.2.3, 5.3, 6.1.3, 6.2, 6.3, 9.5.1, 10  
Retainage  
9.3.1, 9.6.2, 9.8.5, 9.9.1, 9.10.2, 9.10.3  
**Review of Contract Documents and Field Conditions by Contractor**  
**3.2**, 3.12.7, 6.1.3  
Review of Contractor's Submittals by Owner and Architect  
3.10.1, 3.10.2, 3.11, 3.12, 4.2, 5.2, 6.1.3, 9.2, 9.8.2  
Review of Shop Drawings, Product Data and Samples by Contractor  
3.12

**Rights and Remedies**  
1.1.2, 2.3, 2.4, 3.5, 3.7.4, 3.15.2, 4.2.6, 5.3, 5.4, 6.1, 6.3, 7.3.1, 8.3, 9.5.1, 9.7, 10.2.5, 10.3, 12.2.2, 12.2.4, 13.4, 14, 15.4  
**Royalties, Patents and Copyrights**  
**3.17**  
Rules and Notices for Arbitration  
15.4.1  
**Safety of Persons and Property**  
**10.2**, 10.4  
**Safety Precautions and Programs**  
3.3.1, 4.2.2, 4.2.7, 5.3, 10.1, 10.2, 10.4  
**Samples, Definition of**  
**3.12.3**  
**Samples, Shop Drawings, Product Data and**  
3.11, 3.12, 4.2.7  
**Samples at the Site, Documents and**  
**3.11**  
**Schedule of Values**  
**9.2**, 9.3.1  
Schedules, Construction  
3.10, 3.12.1, 3.12.2, 6.1.3, 15.1.5.2  
Separate Contracts and Contractors  
1.1.4, 3.12.5, 3.14.2, 4.2.4, 4.2.7, 6, 8.3.1, 12.1.2  
**Shop Drawings, Definition of**  
**3.12.1**  
**Shop Drawings, Product Data and Samples**  
3.11, 3.12, 4.2.7  
**Site, Use of**  
**3.13**, 6.1.1, 6.2.1  
Site Inspections  
3.2.2, 3.3.3, 3.7.1, 3.7.4, 4.2, 9.4.2, 9.10.1, 13.5  
Site Visits, Architect's  
3.7.4, 4.2.2, 4.2.9, 9.4.2, 9.5.1, 9.9.2, 9.10.1, 13.5  
Special Inspections and Testing  
4.2.6, 12.2.1, 13.5  
**Specifications, Definition of**  
**1.1.6**  
**Specifications**  
1.1.1, 1.1.6, 1.2.2, 1.5, 3.11, 3.12.10, 3.17, 4.2.14  
Statute of Limitations  
13.7, 15.4.1.1  
Stopping the Work  
2.3, 9.7, 10.3, 14.1  
Stored Materials  
6.2.1, 9.3.2, 10.2.1.2, 10.2.4  
**Subcontractor, Definition of**  
**5.1.1**  
**SUBCONTRACTORS**  
**5**  
Subcontractors, Work by  
1.2.2, 3.3.2, 3.12.1, 4.2.3, 5.2.3, 5.3, 5.4, 9.3.1.2, 9.6.7  
**Subcontractual Relations**  
**5.3**, 5.4, 9.3.1.2, 9.6, 9.10, 10.2.1, 14.1, 14.2.1

Submittals  
3.10, 3.11, 3.12, 4.2.7, 5.2.1, 5.2.3, 7.3.7, 9.2, 9.3,  
9.8, 9.9.1, 9.10.2, 9.10.3, 11.1.3  
Submittal Schedule  
3.10.2, 3.12.5, 4.2.7  
**Subrogation, Waivers of**  
6.1.1, **11.3.7**  
**Substantial Completion**  
4.2.9, 8.1.1, 8.1.3, 8.2.3, 9.4.2, **9.8**, 9.9.1, 9.10.3,  
12.2, 13.7  
**Substantial Completion, Definition of**  
**9.8.1**  
Substitution of Subcontractors  
5.2.3, 5.2.4  
Substitution of Architect  
4.1.3  
Substitutions of Materials  
3.4.2, 3.5, 7.3.8  
**Sub-subcontractor, Definition of**  
**5.1.2**  
Subsurface Conditions  
3.7.4  
**Successors and Assigns**  
**13.2**  
**Superintendent**  
**3.9**, 10.2.6  
**Supervision and Construction Procedures**  
1.2.2, **3.3**, 3.4, 3.12.10, 4.2.2, 4.2.7, 6.1.3, 6.2.4,  
7.1.3, 7.3.7, 8.2, 8.3.1, 9.4.2, 10, 12, 14, 15.1.3  
Surety  
5.4.1.2, 9.8.5, 9.10.2, 9.10.3, 14.2.2, 15.2.7  
Surety, Consent of  
9.10.2, 9.10.3  
Surveys  
2.2.3  
**Suspension by the Owner for Convenience**  
**14.3**  
Suspension of the Work  
5.4.2, 14.3  
Suspension or Termination of the Contract  
5.4.1.1, 14  
**Taxes**  
3.6, 3.8.2.1, 7.3.7.4  
**Termination by the Contractor**  
**14.1**, 15.1.6  
**Termination by the Owner for Cause**  
5.4.1.1, **14.2**, 15.1.6  
**Termination by the Owner for Convenience**  
**14.4**  
Termination of the Architect  
4.1.3  
Termination of the Contractor  
14.2.2  
**TERMINATION OR SUSPENSION OF THE**  
**CONTRACT**  
**14**

**Tests and Inspections**  
3.1.3, 3.3.3, 4.2.2, 4.2.6, 4.2.9, 9.4.2, 9.8.3, 9.9.2,  
9.10.1, 10.3.2, 11.4.1, 12.2.1, **13.5**  
**TIME**  
**8**  
**Time, Delays and Extensions of**  
3.2.4, 3.7.4, 5.2.3, 7.2.1, 7.3.1, 7.4, **8.3**, 9.5.1, 9.7,  
10.3.2, 10.4, 14.3.2, 15.1.5, 15.2.5  
Time Limits  
2.1.2, 2.2, 2.4, 3.2.2, 3.10, 3.11, 3.12.5, 3.15.1, 4.2,  
5.2, 5.3, 5.4, 6.2.4, 7.3, 7.4, 8.2, 9.2, 9.3.1, 9.3.3,  
9.4.1, 9.5, 9.6, 9.7, 9.8, 9.9, 9.10, 11.1.3, 12.2, 13.5,  
13.7, 14, 15.1.2, 15.4  
**Time Limits on Claims**  
3.7.4, 10.2.8, **13.7**, 15.1.2  
Title to Work  
9.3.2, 9.3.3  
**Transmission of Data in Digital Form**  
**1.6**  
**UNCOVERING AND CORRECTION OF**  
**WORK**  
**12**  
**Uncovering of Work**  
**12.1**  
Unforeseen Conditions, Concealed or Unknown  
3.7.4, 8.3.1, 10.3  
Unit Prices  
7.3.3.2, 7.3.4  
Use of Documents  
1.1.1, 1.5, 2.2.5, 3.12.6, 5.3  
**Use of Site**  
**3.13**, 6.1.1, 6.2.1  
**Values, Schedule of**  
**9.2**, 9.3.1  
Waiver of Claims by the Architect  
13.4.2  
Waiver of Claims by the Contractor  
9.10.5, 13.4.2, 15.1.6  
Waiver of Claims by the Owner  
9.9.3, 9.10.3, 9.10.4, 12.2.2.1, 13.4.2, 14.2.4, 15.1.6  
Waiver of Consequential Damages  
14.2.4, 15.1.6  
Waiver of Liens  
9.10.2, 9.10.4  
**Waivers of Subrogation**  
6.1.1, **11.3.7**  
**Warranty**  
3.5, 4.2.9, 9.3.3, 9.8.4, 9.9.1, 9.10.4, 12.2.2, 13.7  
Weather Delays  
15.1.5.2  
**Work, Definition of**  
**1.1.3**  
Written Consent  
1.5.2, 3.4.2, 3.7.4, 3.12.8, 3.14.2, 4.1.2, 9.3.2, 9.8.5,  
9.9.1, 9.10.2, 9.10.3, 11.4.1, 13.2, 13.4.2, 15.4.4.2  
Written Interpretations  
4.2.11, 4.2.12

Written Notice

2.3, 2.4, 3.3.1, 3.9, 3.12.9, 3.12.10, 5.2.1, 8.2.2, 9.7, 9.10, 10.2.2, 10.3, 11.1.3, 12.2.2, 12.2.4, **13.3**, 14, 15.4.1

Written Orders

1.1.1, 2.3, 3.9, 7, 8.2.2, 12.1, 12.2, 13.5.2, 14.3.1, 15.1.2



## **ARTICLE 1 GENERAL PROVISIONS**

### **§ 1.1 BASIC DEFINITIONS**

#### **§ 1.1.1 THE CONTRACT DOCUMENTS**

The Contract Documents are enumerated in the Agreement between the Owner and Contractor (hereinafter the Agreement) and consist of the Agreement, Conditions of the Contract (General, Supplementary and other Conditions), Drawings, Specifications, Addenda issued prior to execution of the Contract, other documents listed in the Agreement and Modifications issued after execution of the Contract. A Modification is (1) a written amendment to the Contract signed by both parties, (2) a Change Order, (3) a Construction Change Directive or (4) a written order for a minor change in the Work issued by the Architect. Unless specifically enumerated in the Agreement, the Contract Documents do not include the advertisement or invitation to bid, Instructions to Bidders, sample forms, other information furnished by the Owner in anticipation of receiving bids or proposals, the Contractor's bid or proposal, or portions of Addenda relating to bidding requirements.

#### **§ 1.1.2 THE CONTRACT**

The Contract Documents form the Contract for Construction. The Contract represents the entire and integrated agreement between the parties hereto and supersedes prior negotiations, representations or agreements, either written or oral. The Contract may be amended or modified only by a Modification. The Contract Documents shall not be construed to create a contractual relationship of any kind (1) between the Contractor and the Architect or the Architect's consultants, (2) between the Owner and a Subcontractor or a Sub-subcontractor, (3) between the Owner and the Architect or the Architect's consultants or (4) between any persons or entities other than the Owner and the Contractor. The Architect shall, however, be entitled to performance and enforcement of obligations under the Contract intended to facilitate performance of the Architect's duties.

#### **§ 1.1.3 THE WORK**

The term "Work" means the construction and services required by the Contract Documents, whether completed or partially completed, and includes all other labor, materials, equipment and services provided or to be provided by the Contractor to fulfill the Contractor's obligations. The Work may constitute the whole or a part of the Project.

#### **§ 1.1.4 THE PROJECT**

The Project is the total construction of which the Work performed under the Contract Documents may be the whole or a part and which may include construction by the Owner and by separate contractors.

#### **§ 1.1.5 THE DRAWINGS**

The Drawings are the graphic and pictorial portions of the Contract Documents showing the design, location and dimensions of the Work, generally including plans, elevations, sections, details, schedules and diagrams.

#### **§ 1.1.6 THE SPECIFICATIONS**

The Specifications are that portion of the Contract Documents consisting of the written requirements for materials, equipment, systems, standards and workmanship for the Work, and performance of related services.

#### **§ 1.1.7 INSTRUMENTS OF SERVICE**

Instruments of Service are representations, in any medium of expression now known or later developed, of the tangible and intangible creative work performed by the Architect and the Architect's consultants under their respective professional services agreements. Instruments of Service may include, without limitation, studies, surveys, models, sketches, drawings, specifications, and other similar materials.

#### **§ 1.1.8 INITIAL DECISION MAKER**

The Initial Decision Maker is the person identified in the Agreement to render initial decisions on Claims in accordance with Section 15.2 and certify termination of the Agreement under Section 14.2.2.

### **§ 1.2 CORRELATION AND INTENT OF THE CONTRACT DOCUMENTS**

**§ 1.2.1** The intent of the Contract Documents is to include all items necessary for the proper execution and completion of the Work by the Contractor. The Contract Documents are complementary, and what is required by one shall be as binding as if required by all; performance by the Contractor shall be required only to the extent consistent with the Contract Documents and reasonably inferable from them as being necessary to produce the indicated results.



**§ 1.2.2** Organization of the Specifications into divisions, sections and articles, and arrangement of Drawings shall not control the Contractor in dividing the Work among Subcontractors or in establishing the extent of Work to be performed by any trade.

**§ 1.2.3** Unless otherwise stated in the Contract Documents, words that have well-known technical or construction industry meanings are used in the Contract Documents in accordance with such recognized meanings.

### **§ 1.3 CAPITALIZATION**

Terms capitalized in these General Conditions include those that are (1) specifically defined, (2) the titles of numbered articles or (3) the titles of other documents published by the American Institute of Architects.

### **§ 1.4 INTERPRETATION**

In the interest of brevity the Contract Documents frequently omit modifying words such as “all” and “any” and articles such as “the” and “an,” but the fact that a modifier or an article is absent from one statement and appears in another is not intended to affect the interpretation of either statement.

### **§ 1.5 OWNERSHIP AND USE OF DRAWINGS, SPECIFICATIONS AND OTHER INSTRUMENTS OF SERVICE**

**§ 1.5.1** The Architect and the Architect’s consultants shall be deemed the authors and owners of their respective Instruments of Service, including the Drawings and Specifications, and will retain all common law, statutory and other reserved rights, including copyrights. The Contractor, Subcontractors, Sub-subcontractors, and material or equipment suppliers shall not own or claim a copyright in the Instruments of Service. Submittal or distribution to meet official regulatory requirements or for other purposes in connection with this Project is not to be construed as publication in derogation of the Architect’s or Architect’s consultants’ reserved rights.

**§ 1.5.2** The Contractor, Subcontractors, Sub-subcontractors and material or equipment suppliers are authorized to use and reproduce the Instruments of Service provided to them solely and exclusively for execution of the Work. All copies made under this authorization shall bear the copyright notice, if any, shown on the Instruments of Service. The Contractor, Subcontractors, Sub-subcontractors, and material or equipment suppliers may not use the Instruments of Service on other projects or for additions to this Project outside the scope of the Work without the specific written consent of the Owner, Architect and the Architect’s consultants.

### **§ 1.6 TRANSMISSION OF DATA IN DIGITAL FORM**

If the parties intend to transmit Instruments of Service or any other information or documentation in digital form, they shall endeavor to establish necessary protocols governing such transmissions, unless otherwise already provided in the Agreement or the Contract Documents.

## **ARTICLE 2 OWNER**

### **§ 2.1 GENERAL**

**§ 2.1.1** The Owner is the person or entity identified as such in the Agreement and is referred to throughout the Contract Documents as if singular in number. The Owner shall designate in writing a representative who shall have express authority to bind the Owner with respect to all matters requiring the Owner’s approval or authorization. Except as otherwise provided in Section 4.2.1, the Architect does not have such authority. The term “Owner” means the Owner or the Owner’s authorized representative.

**§ 2.1.2** The Owner shall furnish to the Contractor within fifteen days after receipt of a written request, information necessary and relevant for the Contractor to evaluate, give notice of or enforce mechanic’s lien rights. Such information shall include a correct statement of the record legal title to the property on which the Project is located, usually referred to as the site, and the Owner’s interest therein.

### **§ 2.2 INFORMATION AND SERVICES REQUIRED OF THE OWNER**

**§ 2.2.1** Prior to commencement of the Work, the Contractor may request in writing that the Owner provide reasonable evidence that the Owner has made financial arrangements to fulfill the Owner’s obligations under the Contract. Thereafter, the Contractor may only request such evidence if (1) the Owner fails to make payments to the Contractor as the Contract Documents require; (2) a change in the Work materially changes the Contract Sum; or (3) the Contractor identifies in writing a reasonable concern regarding the Owner’s ability to make payment when due. The Owner shall furnish such evidence as a condition precedent to commencement or continuation of the Work or

the portion of the Work affected by a material change. After the Owner furnishes the evidence, the Owner shall not materially vary such financial arrangements without prior notice to the Contractor.

**§ 2.2.2** Except for permits and fees that are the responsibility of the Contractor under the Contract Documents, including those required under Section 3.7.1, the Owner shall secure and pay for necessary approvals, easements, assessments and charges required for construction, use or occupancy of permanent structures or for permanent changes in existing facilities.

**§ 2.2.3** The Owner shall furnish surveys describing physical characteristics, legal limitations and utility locations for the site of the Project, and a legal description of the site. The Contractor shall be entitled to rely on the accuracy of information furnished by the Owner but shall exercise proper precautions relating to the safe performance of the Work.

**§ 2.2.4** The Owner shall furnish information or services required of the Owner by the Contract Documents with reasonable promptness. The Owner shall also furnish any other information or services under the Owner's control and relevant to the Contractor's performance of the Work with reasonable promptness after receiving the Contractor's written request for such information or services.

**§ 2.2.5** Unless otherwise provided in the Contract Documents, the Owner shall furnish to the Contractor one copy of the Contract Documents for purposes of making reproductions pursuant to Section 1.5.2.

### **§ 2.3 OWNER'S RIGHT TO STOP THE WORK**

If the Contractor fails to correct Work that is not in accordance with the requirements of the Contract Documents as required by Section 12.2 or repeatedly fails to carry out Work in accordance with the Contract Documents, the Owner may issue a written order to the Contractor to stop the Work, or any portion thereof, until the cause for such order has been eliminated; however, the right of the Owner to stop the Work shall not give rise to a duty on the part of the Owner to exercise this right for the benefit of the Contractor or any other person or entity, except to the extent required by Section 6.1.3.

### **§ 2.4 OWNER'S RIGHT TO CARRY OUT THE WORK**

If the Contractor defaults or neglects to carry out the Work in accordance with the Contract Documents and fails within a ten-day period after receipt of written notice from the Owner to commence and continue correction of such default or neglect with diligence and promptness, the Owner may, without prejudice to other remedies the Owner may have, correct such deficiencies. In such case an appropriate Change Order shall be issued deducting from payments then or thereafter due the Contractor the reasonable cost of correcting such deficiencies, including Owner's expenses and compensation for the Architect's additional services made necessary by such default, neglect or failure. Such action by the Owner and amounts charged to the Contractor are both subject to prior approval of the Architect. If payments then or thereafter due the Contractor are not sufficient to cover such amounts, the Contractor shall pay the difference to the Owner.

## **ARTICLE 3 CONTRACTOR**

### **§ 3.1 GENERAL**

**§ 3.1.1** The Contractor is the person or entity identified as such in the Agreement and is referred to throughout the Contract Documents as if singular in number. The Contractor shall be lawfully licensed, if required in the jurisdiction where the Project is located. The Contractor shall designate in writing a representative who shall have express authority to bind the Contractor with respect to all matters under this Contract. The term "Contractor" means the Contractor or the Contractor's authorized representative.

**§ 3.1.2** The Contractor shall perform the Work in accordance with the Contract Documents.

**§ 3.1.3** The Contractor shall not be relieved of obligations to perform the Work in accordance with the Contract Documents either by activities or duties of the Architect in the Architect's administration of the Contract, or by tests, inspections or approvals required or performed by persons or entities other than the Contractor.

### **§ 3.2 REVIEW OF CONTRACT DOCUMENTS AND FIELD CONDITIONS BY CONTRACTOR**

**§ 3.2.1** Execution of the Contract by the Contractor is a representation that the Contractor has visited the site, become generally familiar with local conditions under which the Work is to be performed and correlated personal observations with requirements of the Contract Documents.

**§ 3.2.2** Because the Contract Documents are complementary, the Contractor shall, before starting each portion of the Work, carefully study and compare the various Contract Documents relative to that portion of the Work, as well as the information furnished by the Owner pursuant to Section 2.2.3, shall take field measurements of any existing conditions related to that portion of the Work, and shall observe any conditions at the site affecting it. These obligations are for the purpose of facilitating coordination and construction by the Contractor and are not for the purpose of discovering errors, omissions, or inconsistencies in the Contract Documents; however, the Contractor shall promptly report to the Architect any errors, inconsistencies or omissions discovered by or made known to the Contractor as a request for information in such form as the Architect may require. It is recognized that the Contractor's review is made in the Contractor's capacity as a contractor and not as a licensed design professional, unless otherwise specifically provided in the Contract Documents.

**§ 3.2.3** The Contractor is not required to ascertain that the Contract Documents are in accordance with applicable laws, statutes, ordinances, codes, rules and regulations, or lawful orders of public authorities, but the Contractor shall promptly report to the Architect any nonconformity discovered by or made known to the Contractor as a request for information in such form as the Architect may require.

**§ 3.2.4** If the Contractor believes that additional cost or time is involved because of clarifications or instructions the Architect issues in response to the Contractor's notices or requests for information pursuant to Sections 3.2.2 or 3.2.3, the Contractor shall make Claims as provided in Article 15. If the Contractor fails to perform the obligations of Sections 3.2.2 or 3.2.3, the Contractor shall pay such costs and damages to the Owner as would have been avoided if the Contractor had performed such obligations. If the Contractor performs those obligations, the Contractor shall not be liable to the Owner or Architect for damages resulting from errors, inconsistencies or omissions in the Contract Documents, for differences between field measurements or conditions and the Contract Documents, or for nonconformities of the Contract Documents to applicable laws, statutes, ordinances, codes, rules and regulations, and lawful orders of public authorities.

### **§ 3.3 SUPERVISION AND CONSTRUCTION PROCEDURES**

**§ 3.3.1** The Contractor shall supervise and direct the Work, using the Contractor's best skill and attention. The Contractor shall be solely responsible for, and have control over, construction means, methods, techniques, sequences and procedures and for coordinating all portions of the Work under the Contract, unless the Contract Documents give other specific instructions concerning these matters. If the Contract Documents give specific instructions concerning construction means, methods, techniques, sequences or procedures, the Contractor shall evaluate the jobsite safety thereof and, except as stated below, shall be fully and solely responsible for the jobsite safety of such means, methods, techniques, sequences or procedures. If the Contractor determines that such means, methods, techniques, sequences or procedures may not be safe, the Contractor shall give timely written notice to the Owner and Architect and shall not proceed with that portion of the Work without further written instructions from the Architect. If the Contractor is then instructed to proceed with the required means, methods, techniques, sequences or procedures without acceptance of changes proposed by the Contractor, the Owner shall be solely responsible for any loss or damage arising solely from those Owner-required means, methods, techniques, sequences or procedures.

**§ 3.3.2** The Contractor shall be responsible to the Owner for acts and omissions of the Contractor's employees, Subcontractors and their agents and employees, and other persons or entities performing portions of the Work for, or on behalf of, the Contractor or any of its Subcontractors.

**§ 3.3.3** The Contractor shall be responsible for inspection of portions of Work already performed to determine that such portions are in proper condition to receive subsequent Work.

### **§ 3.4 LABOR AND MATERIALS**

**§ 3.4.1** Unless otherwise provided in the Contract Documents, the Contractor shall provide and pay for labor, materials, equipment, tools, construction equipment and machinery, water, heat, utilities, transportation, and other

facilities and services necessary for proper execution and completion of the Work, whether temporary or permanent and whether or not incorporated or to be incorporated in the Work.

**§ 3.4.2** Except in the case of minor changes in the Work authorized by the Architect in accordance with Sections 3.12.8 or 7.4, the Contractor may make substitutions only with the consent of the Owner, after evaluation by the Architect and in accordance with a Change Order or Construction Change Directive.

**§ 3.4.3** The Contractor shall enforce strict discipline and good order among the Contractor's employees and other persons carrying out the Work. The Contractor shall not permit employment of unfit persons or persons not properly skilled in tasks assigned to them.

### **§ 3.5 WARRANTY**

The Contractor warrants to the Owner and Architect that materials and equipment furnished under the Contract will be of good quality and new unless the Contract Documents require or permit otherwise. The Contractor further warrants that the Work will conform to the requirements of the Contract Documents and will be free from defects, except for those inherent in the quality of the Work the Contract Documents require or permit. Work, materials, or equipment not conforming to these requirements may be considered defective. The Contractor's warranty excludes remedy for damage or defect caused by abuse, alterations to the Work not executed by the Contractor, improper or insufficient maintenance, improper operation, or normal wear and tear and normal usage. If required by the Architect, the Contractor shall furnish satisfactory evidence as to the kind and quality of materials and equipment.

### **§ 3.6 TAXES**

The Contractor shall pay sales, consumer, use and similar taxes for the Work provided by the Contractor that are legally enacted when bids are received or negotiations concluded, whether or not yet effective or merely scheduled to go into effect.

### **§ 3.7 PERMITS, FEES, NOTICES AND COMPLIANCE WITH LAWS**

**§ 3.7.1** Unless otherwise provided in the Contract Documents, the Contractor shall secure and pay for the building permit as well as for other permits, fees, licenses, and inspections by government agencies necessary for proper execution and completion of the Work that are customarily secured after execution of the Contract and legally required at the time bids are received or negotiations concluded.

**§ 3.7.2** The Contractor shall comply with and give notices required by applicable laws, statutes, ordinances, codes, rules and regulations, and lawful orders of public authorities applicable to performance of the Work.

**§ 3.7.3** If the Contractor performs Work knowing it to be contrary to applicable laws, statutes, ordinances, codes, rules and regulations, or lawful orders of public authorities, the Contractor shall assume appropriate responsibility for such Work and shall bear the costs attributable to correction.

**§ 3.7.4 Concealed or Unknown Conditions.** If the Contractor encounters conditions at the site that are (1) subsurface or otherwise concealed physical conditions that differ materially from those indicated in the Contract Documents or (2) unknown physical conditions of an unusual nature, that differ materially from those ordinarily found to exist and generally recognized as inherent in construction activities of the character provided for in the Contract Documents, the Contractor shall promptly provide notice to the Owner and the Architect before conditions are disturbed and in no event later than 21 days after first observance of the conditions. The Architect will promptly investigate such conditions and, if the Architect determines that they differ materially and cause an increase or decrease in the Contractor's cost of, or time required for, performance of any part of the Work, will recommend an equitable adjustment in the Contract Sum or Contract Time, or both. If the Architect determines that the conditions at the site are not materially different from those indicated in the Contract Documents and that no change in the terms of the Contract is justified, the Architect shall promptly notify the Owner and Contractor in writing, stating the reasons. If either party disputes the Architect's determination or recommendation, that party may proceed as provided in Article 15.

**§ 3.7.5** If, in the course of the Work, the Contractor encounters human remains or recognizes the existence of burial markers, archaeological sites or wetlands not indicated in the Contract Documents, the Contractor shall immediately suspend any operations that would affect them and shall notify the Owner and Architect. Upon receipt of such notice, the Owner shall promptly take any action necessary to obtain governmental authorization required to resume

the operations. The Contractor shall continue to suspend such operations until otherwise instructed by the Owner but shall continue with all other operations that do not affect those remains or features. Requests for adjustments in the Contract Sum and Contract Time arising from the existence of such remains or features may be made as provided in Article 15.

### **§ 3.8 ALLOWANCES**

**§ 3.8.1** The Contractor shall include in the Contract Sum all allowances stated in the Contract Documents. Items covered by allowances shall be supplied for such amounts and by such persons or entities as the Owner may direct, but the Contractor shall not be required to employ persons or entities to whom the Contractor has reasonable objection.

**§ 3.8.2** Unless otherwise provided in the Contract Documents,

- .1** Allowances shall cover the cost to the Contractor of materials and equipment delivered at the site and all required taxes, less applicable trade discounts;
- .2** Contractor's costs for unloading and handling at the site, labor, installation costs, overhead, profit and other expenses contemplated for stated allowance amounts shall be included in the Contract Sum but not in the allowances; and
- .3** Whenever costs are more than or less than allowances, the Contract Sum shall be adjusted accordingly by Change Order. The amount of the Change Order shall reflect (1) the difference between actual costs and the allowances under Section 3.8.2.1 and (2) changes in Contractor's costs under Section 3.8.2.2.

**§ 3.8.3** Materials and equipment under an allowance shall be selected by the Owner with reasonable promptness.

### **§ 3.9 SUPERINTENDENT**

**§ 3.9.1** The Contractor shall employ a competent superintendent and necessary assistants who shall be in attendance at the Project site during performance of the Work. The superintendent shall represent the Contractor, and communications given to the superintendent shall be as binding as if given to the Contractor.

**§ 3.9.2** The Contractor, as soon as practicable after award of the Contract, shall furnish in writing to the Owner through the Architect the name and qualifications of a proposed superintendent. The Architect may reply within 14 days to the Contractor in writing stating (1) whether the Owner or the Architect has reasonable objection to the proposed superintendent or (2) that the Architect requires additional time to review. Failure of the Architect to reply within the 14 day period shall constitute notice of no reasonable objection.

**§ 3.9.3** The Contractor shall not employ a proposed superintendent to whom the Owner or Architect has made reasonable and timely objection. The Contractor shall not change the superintendent without the Owner's consent, which shall not unreasonably be withheld or delayed.

### **§ 3.10 CONTRACTOR'S CONSTRUCTION SCHEDULES**

**§ 3.10.1** The Contractor, promptly after being awarded the Contract, shall prepare and submit for the Owner's and Architect's information a Contractor's construction schedule for the Work. The schedule shall not exceed time limits current under the Contract Documents, shall be revised at appropriate intervals as required by the conditions of the Work and Project, shall be related to the entire Project to the extent required by the Contract Documents, and shall provide for expeditious and practicable execution of the Work.

**§ 3.10.2** The Contractor shall prepare a submittal schedule, promptly after being awarded the Contract and thereafter as necessary to maintain a current submittal schedule, and shall submit the schedule(s) for the Architect's approval. The Architect's approval shall not unreasonably be delayed or withheld. The submittal schedule shall (1) be coordinated with the Contractor's construction schedule, and (2) allow the Architect reasonable time to review submittals. If the Contractor fails to submit a submittal schedule, the Contractor shall not be entitled to any increase in Contract Sum or extension of Contract Time based on the time required for review of submittals.

**§ 3.10.3** The Contractor shall perform the Work in general accordance with the most recent schedules submitted to the Owner and Architect.

### § 3.11 DOCUMENTS AND SAMPLES AT THE SITE

The Contractor shall maintain at the site for the Owner one copy of the Drawings, Specifications, Addenda, Change Orders and other Modifications, in good order and marked currently to indicate field changes and selections made during construction, and one copy of approved Shop Drawings, Product Data, Samples and similar required submittals. These shall be available to the Architect and shall be delivered to the Architect for submittal to the Owner upon completion of the Work as a record of the Work as constructed.

### § 3.12 SHOP DRAWINGS, PRODUCT DATA AND SAMPLES

§ 3.12.1 Shop Drawings are drawings, diagrams, schedules and other data specially prepared for the Work by the Contractor or a Subcontractor, Sub-subcontractor, manufacturer, supplier or distributor to illustrate some portion of the Work.

§ 3.12.2 Product Data are illustrations, standard schedules, performance charts, instructions, brochures, diagrams and other information furnished by the Contractor to illustrate materials or equipment for some portion of the Work.

§ 3.12.3 Samples are physical examples that illustrate materials, equipment or workmanship and establish standards by which the Work will be judged.

§ 3.12.4 Shop Drawings, Product Data, Samples and similar submittals are not Contract Documents. Their purpose is to demonstrate the way by which the Contractor proposes to conform to the information given and the design concept expressed in the Contract Documents for those portions of the Work for which the Contract Documents require submittals. Review by the Architect is subject to the limitations of Section 4.2.7. Informational submittals upon which the Architect is not expected to take responsive action may be so identified in the Contract Documents. Submittals that are not required by the Contract Documents may be returned by the Architect without action.

§ 3.12.5 The Contractor shall review for compliance with the Contract Documents, approve and submit to the Architect Shop Drawings, Product Data, Samples and similar submittals required by the Contract Documents in accordance with the submittal schedule approved by the Architect or, in the absence of an approved submittal schedule, with reasonable promptness and in such sequence as to cause no delay in the Work or in the activities of the Owner or of separate contractors.

§ 3.12.6 By submitting Shop Drawings, Product Data, Samples and similar submittals, the Contractor represents to the Owner and Architect that the Contractor has (1) reviewed and approved them, (2) determined and verified materials, field measurements and field construction criteria related thereto, or will do so and (3) checked and coordinated the information contained within such submittals with the requirements of the Work and of the Contract Documents.

§ 3.12.7 The Contractor shall perform no portion of the Work for which the Contract Documents require submittal and review of Shop Drawings, Product Data, Samples or similar submittals until the respective submittal has been approved by the Architect.

§ 3.12.8 The Work shall be in accordance with approved submittals except that the Contractor shall not be relieved of responsibility for deviations from requirements of the Contract Documents by the Architect's approval of Shop Drawings, Product Data, Samples or similar submittals unless the Contractor has specifically informed the Architect in writing of such deviation at the time of submittal and (1) the Architect has given written approval to the specific deviation as a minor change in the Work, or (2) a Change Order or Construction Change Directive has been issued authorizing the deviation. The Contractor shall not be relieved of responsibility for errors or omissions in Shop Drawings, Product Data, Samples or similar submittals by the Architect's approval thereof.

§ 3.12.9 The Contractor shall direct specific attention, in writing or on resubmitted Shop Drawings, Product Data, Samples or similar submittals, to revisions other than those requested by the Architect on previous submittals. In the absence of such written notice, the Architect's approval of a resubmission shall not apply to such revisions.

§ 3.12.10 The Contractor shall not be required to provide professional services that constitute the practice of architecture or engineering unless such services are specifically required by the Contract Documents for a portion of the Work or unless the Contractor needs to provide such services in order to carry out the Contractor's responsibilities for construction means, methods, techniques, sequences and procedures. The Contractor shall not be

required to provide professional services in violation of applicable law. If professional design services or certifications by a design professional related to systems, materials or equipment are specifically required of the Contractor by the Contract Documents, the Owner and the Architect will specify all performance and design criteria that such services must satisfy. The Contractor shall cause such services or certifications to be provided by a properly licensed design professional, whose signature and seal shall appear on all drawings, calculations, specifications, certifications, Shop Drawings and other submittals prepared by such professional. Shop Drawings and other submittals related to the Work designed or certified by such professional, if prepared by others, shall bear such professional's written approval when submitted to the Architect. The Owner and the Architect shall be entitled to rely upon the adequacy, accuracy and completeness of the services, certifications and approvals performed or provided by such design professionals, provided the Owner and Architect have specified to the Contractor all performance and design criteria that such services must satisfy. Pursuant to this Section 3.12.10, the Architect will review, approve or take other appropriate action on submittals only for the limited purpose of checking for conformance with information given and the design concept expressed in the Contract Documents. The Contractor shall not be responsible for the adequacy of the performance and design criteria specified in the Contract Documents.

### **§ 3.13 USE OF SITE**

The Contractor shall confine operations at the site to areas permitted by applicable laws, statutes, ordinances, codes, rules and regulations, and lawful orders of public authorities and the Contract Documents and shall not unreasonably encumber the site with materials or equipment.

### **§ 3.14 CUTTING AND PATCHING**

**§ 3.14.1** The Contractor shall be responsible for cutting, fitting or patching required to complete the Work or to make its parts fit together properly. All areas requiring cutting, fitting and patching shall be restored to the condition existing prior to the cutting, fitting and patching, unless otherwise required by the Contract Documents.

**§ 3.14.2** The Contractor shall not damage or endanger a portion of the Work or fully or partially completed construction of the Owner or separate contractors by cutting, patching or otherwise altering such construction, or by excavation. The Contractor shall not cut or otherwise alter such construction by the Owner or a separate contractor except with written consent of the Owner and of such separate contractor; such consent shall not be unreasonably withheld. The Contractor shall not unreasonably withhold from the Owner or a separate contractor the Contractor's consent to cutting or otherwise altering the Work.

### **§ 3.15 CLEANING UP**

**§ 3.15.1** The Contractor shall keep the premises and surrounding area free from accumulation of waste materials or rubbish caused by operations under the Contract. At completion of the Work, the Contractor shall remove waste materials, rubbish, the Contractor's tools, construction equipment, machinery and surplus materials from and about the Project.

**§ 3.15.2** If the Contractor fails to clean up as provided in the Contract Documents, the Owner may do so and Owner shall be entitled to reimbursement from the Contractor.

### **§ 3.16 ACCESS TO WORK**

The Contractor shall provide the Owner and Architect access to the Work in preparation and progress wherever located.

### **§ 3.17 ROYALTIES, PATENTS AND COPYRIGHTS**

The Contractor shall pay all royalties and license fees. The Contractor shall defend suits or claims for infringement of copyrights and patent rights and shall hold the Owner and Architect harmless from loss on account thereof, but shall not be responsible for such defense or loss when a particular design, process or product of a particular manufacturer or manufacturers is required by the Contract Documents, or where the copyright violations are contained in Drawings, Specifications or other documents prepared by the Owner or Architect. However, if the Contractor has reason to believe that the required design, process or product is an infringement of a copyright or a patent, the Contractor shall be responsible for such loss unless such information is promptly furnished to the Architect.

### **§ 3.18 INDEMNIFICATION**

**§ 3.18.1** To the fullest extent permitted by law the Contractor shall indemnify and hold harmless the Owner, Architect, Architect's consultants, and agents and employees of any of them from and against claims, damages, losses and expenses, including but not limited to attorneys' fees, arising out of or resulting from performance of the Work, provided that such claim, damage, loss or expense is attributable to bodily injury, sickness, disease or death, or to injury to or destruction of tangible property (other than the Work itself), but only to the extent caused by the negligent acts or omissions of the Contractor, a Subcontractor, anyone directly or indirectly employed by them or anyone for whose acts they may be liable, regardless of whether or not such claim, damage, loss or expense is caused in part by a party indemnified hereunder. Such obligation shall not be construed to negate, abridge, or reduce other rights or obligations of indemnity that would otherwise exist as to a party or person described in this Section 3.18.

**§ 3.18.2** In claims against any person or entity indemnified under this Section 3.18 by an employee of the Contractor, a Subcontractor, anyone directly or indirectly employed by them or anyone for whose acts they may be liable, the indemnification obligation under Section 3.18.1 shall not be limited by a limitation on amount or type of damages, compensation or benefits payable by or for the Contractor or a Subcontractor under workers' compensation acts, disability benefit acts or other employee benefit acts.

### **ARTICLE 4 ARCHITECT**

#### **§ 4.1 GENERAL**

**§ 4.1.1** The Owner shall retain an architect lawfully licensed to practice architecture or an entity lawfully practicing architecture in the jurisdiction where the Project is located. That person or entity is identified as the Architect in the Agreement and is referred to throughout the Contract Documents as if singular in number.

**§ 4.1.2** Duties, responsibilities and limitations of authority of the Architect as set forth in the Contract Documents shall not be restricted, modified or extended without written consent of the Owner, Contractor and Architect. Consent shall not be unreasonably withheld.

**§ 4.1.3** If the employment of the Architect is terminated, the Owner shall employ a successor architect as to whom the Contractor has no reasonable objection and whose status under the Contract Documents shall be that of the Architect.

#### **§ 4.2 ADMINISTRATION OF THE CONTRACT**

**§ 4.2.1** The Architect will provide administration of the Contract as described in the Contract Documents and will be an Owner's representative during construction until the date the Architect issues the final Certificate for Payment. The Architect will have authority to act on behalf of the Owner only to the extent provided in the Contract Documents.

**§ 4.2.2** The Architect will visit the site at intervals appropriate to the stage of construction, or as otherwise agreed with the Owner, to become generally familiar with the progress and quality of the portion of the Work completed, and to determine in general if the Work observed is being performed in a manner indicating that the Work, when fully completed, will be in accordance with the Contract Documents. However, the Architect will not be required to make exhaustive or continuous on-site inspections to check the quality or quantity of the Work. The Architect will not have control over, charge of, or responsibility for, the construction means, methods, techniques, sequences or procedures, or for the safety precautions and programs in connection with the Work, since these are solely the Contractor's rights and responsibilities under the Contract Documents, except as provided in Section 3.3.1.

**§ 4.2.3** On the basis of the site visits, the Architect will keep the Owner reasonably informed about the progress and quality of the portion of the Work completed, and report to the Owner (1) known deviations from the Contract Documents and from the most recent construction schedule submitted by the Contractor, and (2) defects and deficiencies observed in the Work. The Architect will not be responsible for the Contractor's failure to perform the Work in accordance with the requirements of the Contract Documents. The Architect will not have control over or charge of and will not be responsible for acts or omissions of the Contractor, Subcontractors, or their agents or employees, or any other persons or entities performing portions of the Work.



#### **§ 4.2.4 COMMUNICATIONS FACILITATING CONTRACT ADMINISTRATION**

Except as otherwise provided in the Contract Documents or when direct communications have been specially authorized, the Owner and Contractor shall endeavor to communicate with each other through the Architect about matters arising out of or relating to the Contract. Communications by and with the Architect's consultants shall be through the Architect. Communications by and with Subcontractors and material suppliers shall be through the Contractor. Communications by and with separate contractors shall be through the Owner.

**§ 4.2.5** Based on the Architect's evaluations of the Contractor's Applications for Payment, the Architect will review and certify the amounts due the Contractor and will issue Certificates for Payment in such amounts.

**§ 4.2.6** The Architect has authority to reject Work that does not conform to the Contract Documents. Whenever the Architect considers it necessary or advisable, the Architect will have authority to require inspection or testing of the Work in accordance with Sections 13.5.2 and 13.5.3, whether or not such Work is fabricated, installed or completed. However, neither this authority of the Architect nor a decision made in good faith either to exercise or not to exercise such authority shall give rise to a duty or responsibility of the Architect to the Contractor, Subcontractors, material and equipment suppliers, their agents or employees, or other persons or entities performing portions of the Work.

**§ 4.2.7** The Architect will review and approve, or take other appropriate action upon, the Contractor's submittals such as Shop Drawings, Product Data and Samples, but only for the limited purpose of checking for conformance with information given and the design concept expressed in the Contract Documents. The Architect's action will be taken in accordance with the submittal schedule approved by the Architect or, in the absence of an approved submittal schedule, with reasonable promptness while allowing sufficient time in the Architect's professional judgment to permit adequate review. Review of such submittals is not conducted for the purpose of determining the accuracy and completeness of other details such as dimensions and quantities, or for substantiating instructions for installation or performance of equipment or systems, all of which remain the responsibility of the Contractor as required by the Contract Documents. The Architect's review of the Contractor's submittals shall not relieve the Contractor of the obligations under Sections 3.3, 3.5 and 3.12. The Architect's review shall not constitute approval of safety precautions or, unless otherwise specifically stated by the Architect, of any construction means, methods, techniques, sequences or procedures. The Architect's approval of a specific item shall not indicate approval of an assembly of which the item is a component.

**§ 4.2.8** The Architect will prepare Change Orders and Construction Change Directives, and may authorize minor changes in the Work as provided in Section 7.4. The Architect will investigate and make determinations and recommendations regarding concealed and unknown conditions as provided in Section 3.7.4.

**§ 4.2.9** The Architect will conduct inspections to determine the date or dates of Substantial Completion and the date of final completion; issue Certificates of Substantial Completion pursuant to Section 9.8; receive and forward to the Owner, for the Owner's review and records, written warranties and related documents required by the Contract and assembled by the Contractor pursuant to Section 9.10; and issue a final Certificate for Payment pursuant to Section 9.10.

**§ 4.2.10** If the Owner and Architect agree, the Architect will provide one or more project representatives to assist in carrying out the Architect's responsibilities at the site. The duties, responsibilities and limitations of authority of such project representatives shall be as set forth in an exhibit to be incorporated in the Contract Documents.

**§ 4.2.11** The Architect will interpret and decide matters concerning performance under, and requirements of, the Contract Documents on written request of either the Owner or Contractor. The Architect's response to such requests will be made in writing within any time limits agreed upon or otherwise with reasonable promptness.

**§ 4.2.12** Interpretations and decisions of the Architect will be consistent with the intent of, and reasonably inferable from, the Contract Documents and will be in writing or in the form of drawings. When making such interpretations and decisions, the Architect will endeavor to secure faithful performance by both Owner and Contractor, will not show partiality to either and will not be liable for results of interpretations or decisions rendered in good faith.

**§ 4.2.13** The Architect's decisions on matters relating to aesthetic effect will be final if consistent with the intent expressed in the Contract Documents.

**§ 4.2.14** The Architect will review and respond to requests for information about the Contract Documents. The Architect's response to such requests will be made in writing within any time limits agreed upon or otherwise with reasonable promptness. If appropriate, the Architect will prepare and issue supplemental Drawings and Specifications in response to the requests for information.

## **ARTICLE 5 SUBCONTRACTORS**

### **§ 5.1 DEFINITIONS**

**§ 5.1.1** A Subcontractor is a person or entity who has a direct contract with the Contractor to perform a portion of the Work at the site. The term "Subcontractor" is referred to throughout the Contract Documents as if singular in number and means a Subcontractor or an authorized representative of the Subcontractor. The term "Subcontractor" does not include a separate contractor or subcontractors of a separate contractor.

**§ 5.1.2** A Sub-subcontractor is a person or entity who has a direct or indirect contract with a Subcontractor to perform a portion of the Work at the site. The term "Sub-subcontractor" is referred to throughout the Contract Documents as if singular in number and means a Sub-subcontractor or an authorized representative of the Sub-subcontractor.

### **§ 5.2 AWARD OF SUBCONTRACTS AND OTHER CONTRACTS FOR PORTIONS OF THE WORK**

**§ 5.2.1** Unless otherwise stated in the Contract Documents or the bidding requirements, the Contractor, as soon as practicable after award of the Contract, shall furnish in writing to the Owner through the Architect the names of persons or entities (including those who are to furnish materials or equipment fabricated to a special design) proposed for each principal portion of the Work. The Architect may reply within 14 days to the Contractor in writing stating (1) whether the Owner or the Architect has reasonable objection to any such proposed person or entity or (2) that the Architect requires additional time for review. Failure of the Owner or Architect to reply within the 14-day period shall constitute notice of no reasonable objection.

**§ 5.2.2** The Contractor shall not contract with a proposed person or entity to whom the Owner or Architect has made reasonable and timely objection. The Contractor shall not be required to contract with anyone to whom the Contractor has made reasonable objection.

**§ 5.2.3** If the Owner or Architect has reasonable objection to a person or entity proposed by the Contractor, the Contractor shall propose another to whom the Owner or Architect has no reasonable objection. If the proposed but rejected Subcontractor was reasonably capable of performing the Work, the Contract Sum and Contract Time shall be increased or decreased by the difference, if any, occasioned by such change, and an appropriate Change Order shall be issued before commencement of the substitute Subcontractor's Work. However, no increase in the Contract Sum or Contract Time shall be allowed for such change unless the Contractor has acted promptly and responsively in submitting names as required.

**§ 5.2.4** The Contractor shall not substitute a Subcontractor, person or entity previously selected if the Owner or Architect makes reasonable objection to such substitution.

### **§ 5.3 SUBCONTRACTUAL RELATIONS**

By appropriate agreement, written where legally required for validity, the Contractor shall require each Subcontractor, to the extent of the Work to be performed by the Subcontractor, to be bound to the Contractor by terms of the Contract Documents, and to assume toward the Contractor all the obligations and responsibilities, including the responsibility for safety of the Subcontractor's Work, which the Contractor, by these Documents, assumes toward the Owner and Architect. Each subcontract agreement shall preserve and protect the rights of the Owner and Architect under the Contract Documents with respect to the Work to be performed by the Subcontractor so that subcontracting thereof will not prejudice such rights, and shall allow to the Subcontractor, unless specifically provided otherwise in the subcontract agreement, the benefit of all rights, remedies and redress against the Contractor that the Contractor, by the Contract Documents, has against the Owner. Where appropriate, the Contractor shall require each Subcontractor to enter into similar agreements with Sub-subcontractors. The Contractor shall make available to each proposed Subcontractor, prior to the execution of the subcontract agreement, copies of the Contract Documents to which the Subcontractor will be bound, and, upon written request of the Subcontractor, identify to the Subcontractor terms and conditions of the proposed subcontract agreement that may

be at variance with the Contract Documents. Subcontractors will similarly make copies of applicable portions of such documents available to their respective proposed Sub-subcontractors.

#### **§ 5.4 CONTINGENT ASSIGNMENT OF SUBCONTRACTS**

**§ 5.4.1** Each subcontract agreement for a portion of the Work is assigned by the Contractor to the Owner, provided that

- .1 assignment is effective only after termination of the Contract by the Owner for cause pursuant to Section 14.2 and only for those subcontract agreements that the Owner accepts by notifying the Subcontractor and Contractor in writing; and
- .2 assignment is subject to the prior rights of the surety, if any, obligated under bond relating to the Contract.

When the Owner accepts the assignment of a subcontract agreement, the Owner assumes the Contractor's rights and obligations under the subcontract.

**§ 5.4.2** Upon such assignment, if the Work has been suspended for more than 30 days, the Subcontractor's compensation shall be equitably adjusted for increases in cost resulting from the suspension.

**§ 5.4.3** Upon such assignment to the Owner under this Section 5.4, the Owner may further assign the subcontract to a successor contractor or other entity. If the Owner assigns the subcontract to a successor contractor or other entity, the Owner shall nevertheless remain legally responsible for all of the successor contractor's obligations under the subcontract.

### **ARTICLE 6 CONSTRUCTION BY OWNER OR BY SEPARATE CONTRACTORS**

#### **§ 6.1 OWNER'S RIGHT TO PERFORM CONSTRUCTION AND TO AWARD SEPARATE CONTRACTS**

**§ 6.1.1** The Owner reserves the right to perform construction or operations related to the Project with the Owner's own forces, and to award separate contracts in connection with other portions of the Project or other construction or operations on the site under Conditions of the Contract identical or substantially similar to these including those portions related to insurance and waiver of subrogation. If the Contractor claims that delay or additional cost is involved because of such action by the Owner, the Contractor shall make such Claim as provided in Article 15.

**§ 6.1.2** When separate contracts are awarded for different portions of the Project or other construction or operations on the site, the term "Contractor" in the Contract Documents in each case shall mean the Contractor who executes each separate Owner-Contractor Agreement.

**§ 6.1.3** The Owner shall provide for coordination of the activities of the Owner's own forces and of each separate contractor with the Work of the Contractor, who shall cooperate with them. The Contractor shall participate with other separate contractors and the Owner in reviewing their construction schedules. The Contractor shall make any revisions to the construction schedule deemed necessary after a joint review and mutual agreement. The construction schedules shall then constitute the schedules to be used by the Contractor, separate contractors and the Owner until subsequently revised.

**§ 6.1.4** Unless otherwise provided in the Contract Documents, when the Owner performs construction or operations related to the Project with the Owner's own forces, the Owner shall be deemed to be subject to the same obligations and to have the same rights that apply to the Contractor under the Conditions of the Contract, including, without excluding others, those stated in Article 3, this Article 6 and Articles 10, 11 and 12.

#### **§ 6.2 MUTUAL RESPONSIBILITY**

**§ 6.2.1** The Contractor shall afford the Owner and separate contractors reasonable opportunity for introduction and storage of their materials and equipment and performance of their activities, and shall connect and coordinate the Contractor's construction and operations with theirs as required by the Contract Documents.

**§ 6.2.2** If part of the Contractor's Work depends for proper execution or results upon construction or operations by the Owner or a separate contractor, the Contractor shall, prior to proceeding with that portion of the Work, promptly report to the Architect apparent discrepancies or defects in such other construction that would render it unsuitable for such proper execution and results. Failure of the Contractor so to report shall constitute an acknowledgment that

the Owner's or separate contractor's completed or partially completed construction is fit and proper to receive the Contractor's Work, except as to defects not then reasonably discoverable.

**§ 6.2.3** The Contractor shall reimburse the Owner for costs the Owner incurs that are payable to a separate contractor because of the Contractor's delays, improperly timed activities or defective construction. The Owner shall be responsible to the Contractor for costs the Contractor incurs because of a separate contractor's delays, improperly timed activities, damage to the Work or defective construction.

**§ 6.2.4** The Contractor shall promptly remedy damage the Contractor wrongfully causes to completed or partially completed construction or to property of the Owner or separate contractors as provided in Section 10.2.5.

**§ 6.2.5** The Owner and each separate contractor shall have the same responsibilities for cutting and patching as are described for the Contractor in Section 3.14.

### **§ 6.3 OWNER'S RIGHT TO CLEAN UP**

If a dispute arises among the Contractor, separate contractors and the Owner as to the responsibility under their respective contracts for maintaining the premises and surrounding area free from waste materials and rubbish, the Owner may clean up and the Architect will allocate the cost among those responsible.

## **ARTICLE 7 CHANGES IN THE WORK**

### **§ 7.1 GENERAL**

**§ 7.1.1** Changes in the Work may be accomplished after execution of the Contract, and without invalidating the Contract, by Change Order, Construction Change Directive or order for a minor change in the Work, subject to the limitations stated in this Article 7 and elsewhere in the Contract Documents.

**§ 7.1.2** A Change Order shall be based upon agreement among the Owner, Contractor and Architect; a Construction Change Directive requires agreement by the Owner and Architect and may or may not be agreed to by the Contractor; an order for a minor change in the Work may be issued by the Architect alone.

**§ 7.1.3** Changes in the Work shall be performed under applicable provisions of the Contract Documents, and the Contractor shall proceed promptly, unless otherwise provided in the Change Order, Construction Change Directive or order for a minor change in the Work.

### **§ 7.2 CHANGE ORDERS**

**§ 7.2.1** A Change Order is a written instrument prepared by the Architect and signed by the Owner, Contractor and Architect stating their agreement upon all of the following:

- .1 The change in the Work;
- .2 The amount of the adjustment, if any, in the Contract Sum; and
- .3 The extent of the adjustment, if any, in the Contract Time.

### **§ 7.3 CONSTRUCTION CHANGE DIRECTIVES**

**§ 7.3.1** A Construction Change Directive is a written order prepared by the Architect and signed by the Owner and Architect, directing a change in the Work prior to agreement on adjustment, if any, in the Contract Sum or Contract Time, or both. The Owner may by Construction Change Directive, without invalidating the Contract, order changes in the Work within the general scope of the Contract consisting of additions, deletions or other revisions, the Contract Sum and Contract Time being adjusted accordingly.

**§ 7.3.2** A Construction Change Directive shall be used in the absence of total agreement on the terms of a Change Order.

**§ 7.3.3** If the Construction Change Directive provides for an adjustment to the Contract Sum, the adjustment shall be based on one of the following methods:

- .1 Mutual acceptance of a lump sum properly itemized and supported by sufficient substantiating data to permit evaluation;
- .2 Unit prices stated in the Contract Documents or subsequently agreed upon;
- .3 Cost to be determined in a manner agreed upon by the parties and a mutually acceptable fixed or percentage fee; or

.4 As provided in Section 7.3.7.

**§ 7.3.4** If unit prices are stated in the Contract Documents or subsequently agreed upon, and if quantities originally contemplated are materially changed in a proposed Change Order or Construction Change Directive so that application of such unit prices to quantities of Work proposed will cause substantial inequity to the Owner or Contractor, the applicable unit prices shall be equitably adjusted.

**§ 7.3.5** Upon receipt of a Construction Change Directive, the Contractor shall promptly proceed with the change in the Work involved and advise the Architect of the Contractor's agreement or disagreement with the method, if any, provided in the Construction Change Directive for determining the proposed adjustment in the Contract Sum or Contract Time.

**§ 7.3.6** A Construction Change Directive signed by the Contractor indicates the Contractor's agreement therewith, including adjustment in Contract Sum and Contract Time or the method for determining them. Such agreement shall be effective immediately and shall be recorded as a Change Order.

**§ 7.3.7** If the Contractor does not respond promptly or disagrees with the method for adjustment in the Contract Sum, the Architect shall determine the method and the adjustment on the basis of reasonable expenditures and savings of those performing the Work attributable to the change, including, in case of an increase in the Contract Sum, an amount for overhead and profit as set forth in the Agreement, or if no such amount is set forth in the Agreement, a reasonable amount. In such case, and also under Section 7.3.3.3, the Contractor shall keep and present, in such form as the Architect may prescribe, an itemized accounting together with appropriate supporting data. Unless otherwise provided in the Contract Documents, costs for the purposes of this Section 7.3.7 shall be limited to the following:

- .1 Costs of labor, including social security, old age and unemployment insurance, fringe benefits required by agreement or custom, and workers' compensation insurance;
- .2 Costs of materials, supplies and equipment, including cost of transportation, whether incorporated or consumed;
- .3 Rental costs of machinery and equipment, exclusive of hand tools, whether rented from the Contractor or others;
- .4 Costs of premiums for all bonds and insurance, permit fees, and sales, use or similar taxes related to the Work; and
- .5 Additional costs of supervision and field office personnel directly attributable to the change.

**§ 7.3.8** The amount of credit to be allowed by the Contractor to the Owner for a deletion or change that results in a net decrease in the Contract Sum shall be actual net cost as confirmed by the Architect. When both additions and credits covering related Work or substitutions are involved in a change, the allowance for overhead and profit shall be figured on the basis of net increase, if any, with respect to that change.

**§ 7.3.9** Pending final determination of the total cost of a Construction Change Directive to the Owner, the Contractor may request payment for Work completed under the Construction Change Directive in Applications for Payment. The Architect will make an interim determination for purposes of monthly certification for payment for those costs and certify for payment the amount that the Architect determines, in the Architect's professional judgment, to be reasonably justified. The Architect's interim determination of cost shall adjust the Contract Sum on the same basis as a Change Order, subject to the right of either party to disagree and assert a Claim in accordance with Article 15.

**§ 7.3.10** When the Owner and Contractor agree with a determination made by the Architect concerning the adjustments in the Contract Sum and Contract Time, or otherwise reach agreement upon the adjustments, such agreement shall be effective immediately and the Architect will prepare a Change Order. Change Orders may be issued for all or any part of a Construction Change Directive.

#### **§ 7.4 MINOR CHANGES IN THE WORK**

The Architect has authority to order minor changes in the Work not involving adjustment in the Contract Sum or extension of the Contract Time and not inconsistent with the intent of the Contract Documents. Such changes will be effected by written order signed by the Architect and shall be binding on the Owner and Contractor.

## ARTICLE 8 TIME

### § 8.1 DEFINITIONS

§ 8.1.1 Unless otherwise provided, Contract Time is the period of time, including authorized adjustments, allotted in the Contract Documents for Substantial Completion of the Work.

§ 8.1.2 The date of commencement of the Work is the date established in the Agreement.

§ 8.1.3 The date of Substantial Completion is the date certified by the Architect in accordance with Section 9.8.

§ 8.1.4 The term “day” as used in the Contract Documents shall mean calendar day unless otherwise specifically defined.

### § 8.2 PROGRESS AND COMPLETION

§ 8.2.1 Time limits stated in the Contract Documents are of the essence of the Contract. By executing the Agreement the Contractor confirms that the Contract Time is a reasonable period for performing the Work.

§ 8.2.2 The Contractor shall not knowingly, except by agreement or instruction of the Owner in writing, prematurely commence operations on the site or elsewhere prior to the effective date of insurance required by Article 11 to be furnished by the Contractor and Owner. The date of commencement of the Work shall not be changed by the effective date of such insurance.

§ 8.2.3 The Contractor shall proceed expeditiously with adequate forces and shall achieve Substantial Completion within the Contract Time.

### § 8.3 DELAYS AND EXTENSIONS OF TIME

§ 8.3.1 If the Contractor is delayed at any time in the commencement or progress of the Work by an act or neglect of the Owner or Architect, or of an employee of either, or of a separate contractor employed by the Owner; or by changes ordered in the Work; or by labor disputes, fire, unusual delay in deliveries, unavoidable casualties or other causes beyond the Contractor’s control; or by delay authorized by the Owner pending mediation and arbitration; or by other causes that the Architect determines may justify delay, then the Contract Time shall be extended by Change Order for such reasonable time as the Architect may determine.

§ 8.3.2 Claims relating to time shall be made in accordance with applicable provisions of Article 15.

§ 8.3.3 This Section 8.3 does not preclude recovery of damages for delay by either party under other provisions of the Contract Documents.

## ARTICLE 9 PAYMENTS AND COMPLETION

### § 9.1 CONTRACT SUM

The Contract Sum is stated in the Agreement and, including authorized adjustments, is the total amount payable by the Owner to the Contractor for performance of the Work under the Contract Documents.

### § 9.2 SCHEDULE OF VALUES

Where the Contract is based on a stipulated sum or Guaranteed Maximum Price, the Contractor shall submit to the Architect, before the first Application for Payment, a schedule of values allocating the entire Contract Sum to the various portions of the Work and prepared in such form and supported by such data to substantiate its accuracy as the Architect may require. This schedule, unless objected to by the Architect, shall be used as a basis for reviewing the Contractor’s Applications for Payment.

### § 9.3 APPLICATIONS FOR PAYMENT

§ 9.3.1 At least ten days before the date established for each progress payment, the Contractor shall submit to the Architect an itemized Application for Payment prepared in accordance with the schedule of values, if required under Section 9.2, for completed portions of the Work. Such application shall be notarized, if required, and supported by such data substantiating the Contractor’s right to payment as the Owner or Architect may require, such as copies of requisitions from Subcontractors and material suppliers, and shall reflect retainage if provided for in the Contract Documents.

§ 9.3.1.1 As provided in Section 7.3.9, such applications may include requests for payment on account of changes in the Work that have been properly authorized by Construction Change Directives, or by interim determinations of the Architect, but not yet included in Change Orders.

§ 9.3.1.2 Applications for Payment shall not include requests for payment for portions of the Work for which the Contractor does not intend to pay a Subcontractor or material supplier, unless such Work has been performed by others whom the Contractor intends to pay.

§ 9.3.2 Unless otherwise provided in the Contract Documents, payments shall be made on account of materials and equipment delivered and suitably stored at the site for subsequent incorporation in the Work. If approved in advance by the Owner, payment may similarly be made for materials and equipment suitably stored off the site at a location agreed upon in writing. Payment for materials and equipment stored on or off the site shall be conditioned upon compliance by the Contractor with procedures satisfactory to the Owner to establish the Owner's title to such materials and equipment or otherwise protect the Owner's interest, and shall include the costs of applicable insurance, storage and transportation to the site for such materials and equipment stored off the site.

§ 9.3.3 The Contractor warrants that title to all Work covered by an Application for Payment will pass to the Owner no later than the time of payment. The Contractor further warrants that upon submittal of an Application for Payment all Work for which Certificates for Payment have been previously issued and payments received from the Owner shall, to the best of the Contractor's knowledge, information and belief, be free and clear of liens, claims, security interests or encumbrances in favor of the Contractor, Subcontractors, material suppliers, or other persons or entities making a claim by reason of having provided labor, materials and equipment relating to the Work.

#### § 9.4 CERTIFICATES FOR PAYMENT

§ 9.4.1 The Architect will, within seven days after receipt of the Contractor's Application for Payment, either issue to the Owner a Certificate for Payment, with a copy to the Contractor, for such amount as the Architect determines is properly due, or notify the Contractor and Owner in writing of the Architect's reasons for withholding certification in whole or in part as provided in Section 9.5.1.

§ 9.4.2 The issuance of a Certificate for Payment will constitute a representation by the Architect to the Owner, based on the Architect's evaluation of the Work and the data comprising the Application for Payment, that, to the best of the Architect's knowledge, information and belief, the Work has progressed to the point indicated and that the quality of the Work is in accordance with the Contract Documents. The foregoing representations are subject to an evaluation of the Work for conformance with the Contract Documents upon Substantial Completion, to results of subsequent tests and inspections, to correction of minor deviations from the Contract Documents prior to completion and to specific qualifications expressed by the Architect. The issuance of a Certificate for Payment will further constitute a representation that the Contractor is entitled to payment in the amount certified. However, the issuance of a Certificate for Payment will not be a representation that the Architect has (1) made exhaustive or continuous on-site inspections to check the quality or quantity of the Work, (2) reviewed construction means, methods, techniques, sequences or procedures, (3) reviewed copies of requisitions received from Subcontractors and material suppliers and other data requested by the Owner to substantiate the Contractor's right to payment, or (4) made examination to ascertain how or for what purpose the Contractor has used money previously paid on account of the Contract Sum.

#### § 9.5 DECISIONS TO WITHHOLD CERTIFICATION

§ 9.5.1 The Architect may withhold a Certificate for Payment in whole or in part, to the extent reasonably necessary to protect the Owner, if in the Architect's opinion the representations to the Owner required by Section 9.4.2 cannot be made. If the Architect is unable to certify payment in the amount of the Application, the Architect will notify the Contractor and Owner as provided in Section 9.4.1. If the Contractor and Architect cannot agree on a revised amount, the Architect will promptly issue a Certificate for Payment for the amount for which the Architect is able to make such representations to the Owner. The Architect may also withhold a Certificate for Payment or, because of subsequently discovered evidence, may nullify the whole or a part of a Certificate for Payment previously issued, to such extent as may be necessary in the Architect's opinion to protect the Owner from loss for which the Contractor is responsible, including loss resulting from acts and omissions described in Section 3.3.2, because of

- .1 defective Work not remedied;
- .2 third party claims filed or reasonable evidence indicating probable filing of such claims unless security acceptable to the Owner is provided by the Contractor;

- .3 failure of the Contractor to make payments properly to Subcontractors or for labor, materials or equipment;
- .4 reasonable evidence that the Work cannot be completed for the unpaid balance of the Contract Sum;
- .5 damage to the Owner or a separate contractor;
- .6 reasonable evidence that the Work will not be completed within the Contract Time, and that the unpaid balance would not be adequate to cover actual or liquidated damages for the anticipated delay; or
- .7 repeated failure to carry out the Work in accordance with the Contract Documents.

§ 9.5.2 When the above reasons for withholding certification are removed, certification will be made for amounts previously withheld.

§ 9.5.3 If the Architect withholds certification for payment under Section 9.5.1.3, the Owner may, at its sole option, issue joint checks to the Contractor and to any Subcontractor or material or equipment suppliers to whom the Contractor failed to make payment for Work properly performed or material or equipment suitably delivered. If the Owner makes payments by joint check, the Owner shall notify the Architect and the Architect will reflect such payment on the next Certificate for Payment.

### § 9.6 PROGRESS PAYMENTS

§ 9.6.1 After the Architect has issued a Certificate for Payment, the Owner shall make payment in the manner and within the time provided in the Contract Documents, and shall so notify the Architect.

§ 9.6.2 The Contractor shall pay each Subcontractor no later than seven days after receipt of payment from the Owner the amount to which the Subcontractor is entitled, reflecting percentages actually retained from payments to the Contractor on account of the Subcontractor's portion of the Work. The Contractor shall, by appropriate agreement with each Subcontractor, require each Subcontractor to make payments to Sub-subcontractors in a similar manner.

§ 9.6.3 The Architect will, on request, furnish to a Subcontractor, if practicable, information regarding percentages of completion or amounts applied for by the Contractor and action taken thereon by the Architect and Owner on account of portions of the Work done by such Subcontractor.

§ 9.6.4 The Owner has the right to request written evidence from the Contractor that the Contractor has properly paid Subcontractors and material and equipment suppliers amounts paid by the Owner to the Contractor for subcontracted Work. If the Contractor fails to furnish such evidence within seven days, the Owner shall have the right to contact Subcontractors to ascertain whether they have been properly paid. Neither the Owner nor Architect shall have an obligation to pay or to see to the payment of money to a Subcontractor, except as may otherwise be required by law.

§ 9.6.5 Contractor payments to material and equipment suppliers shall be treated in a manner similar to that provided in Sections 9.6.2, 9.6.3 and 9.6.4.

§ 9.6.6 A Certificate for Payment, a progress payment, or partial or entire use or occupancy of the Project by the Owner shall not constitute acceptance of Work not in accordance with the Contract Documents.

§ 9.6.7 Unless the Contractor provides the Owner with a payment bond in the full penal sum of the Contract Sum, payments received by the Contractor for Work properly performed by Subcontractors and suppliers shall be held by the Contractor for those Subcontractors or suppliers who performed Work or furnished materials, or both, under contract with the Contractor for which payment was made by the Owner. Nothing contained herein shall require money to be placed in a separate account and not commingled with money of the Contractor, shall create any fiduciary liability or tort liability on the part of the Contractor for breach of trust or shall entitle any person or entity to an award of punitive damages against the Contractor for breach of the requirements of this provision.

### § 9.7 FAILURE OF PAYMENT

If the Architect does not issue a Certificate for Payment, through no fault of the Contractor, within seven days after receipt of the Contractor's Application for Payment, or if the Owner does not pay the Contractor within seven days after the date established in the Contract Documents the amount certified by the Architect or awarded by binding dispute resolution, then the Contractor may, upon seven additional days' written notice to the Owner and Architect,



stop the Work until payment of the amount owing has been received. The Contract Time shall be extended appropriately and the Contract Sum shall be increased by the amount of the Contractor's reasonable costs of shut-down, delay and start-up, plus interest as provided for in the Contract Documents.

## **§ 9.8 SUBSTANTIAL COMPLETION**

**§ 9.8.1** Substantial Completion is the stage in the progress of the Work when the Work or designated portion thereof is sufficiently complete in accordance with the Contract Documents so that the Owner can occupy or utilize the Work for its intended use.

**§ 9.8.2** When the Contractor considers that the Work, or a portion thereof which the Owner agrees to accept separately, is substantially complete, the Contractor shall prepare and submit to the Architect a comprehensive list of items to be completed or corrected prior to final payment. Failure to include an item on such list does not alter the responsibility of the Contractor to complete all Work in accordance with the Contract Documents.

**§ 9.8.3** Upon receipt of the Contractor's list, the Architect will make an inspection to determine whether the Work or designated portion thereof is substantially complete. If the Architect's inspection discloses any item, whether or not included on the Contractor's list, which is not sufficiently complete in accordance with the Contract Documents so that the Owner can occupy or utilize the Work or designated portion thereof for its intended use, the Contractor shall, before issuance of the Certificate of Substantial Completion, complete or correct such item upon notification by the Architect. In such case, the Contractor shall then submit a request for another inspection by the Architect to determine Substantial Completion.

**§ 9.8.4** When the Work or designated portion thereof is substantially complete, the Architect will prepare a Certificate of Substantial Completion that shall establish the date of Substantial Completion, shall establish responsibilities of the Owner and Contractor for security, maintenance, heat, utilities, damage to the Work and insurance, and shall fix the time within which the Contractor shall finish all items on the list accompanying the Certificate. Warranties required by the Contract Documents shall commence on the date of Substantial Completion of the Work or designated portion thereof unless otherwise provided in the Certificate of Substantial Completion.

**§ 9.8.5** The Certificate of Substantial Completion shall be submitted to the Owner and Contractor for their written acceptance of responsibilities assigned to them in such Certificate. Upon such acceptance and consent of surety, if any, the Owner shall make payment of retainage applying to such Work or designated portion thereof. Such payment shall be adjusted for Work that is incomplete or not in accordance with the requirements of the Contract Documents.

## **§ 9.9 PARTIAL OCCUPANCY OR USE**

**§ 9.9.1** The Owner may occupy or use any completed or partially completed portion of the Work at any stage when such portion is designated by separate agreement with the Contractor, provided such occupancy or use is consented to by the insurer as required under Section 11.3.1.5 and authorized by public authorities having jurisdiction over the Project. Such partial occupancy or use may commence whether or not the portion is substantially complete, provided the Owner and Contractor have accepted in writing the responsibilities assigned to each of them for payments, retainage, if any, security, maintenance, heat, utilities, damage to the Work and insurance, and have agreed in writing concerning the period for correction of the Work and commencement of warranties required by the Contract Documents. When the Contractor considers a portion substantially complete, the Contractor shall prepare and submit a list to the Architect as provided under Section 9.8.2. Consent of the Contractor to partial occupancy or use shall not be unreasonably withheld. The stage of the progress of the Work shall be determined by written agreement between the Owner and Contractor or, if no agreement is reached, by decision of the Architect.

**§ 9.9.2** Immediately prior to such partial occupancy or use, the Owner, Contractor and Architect shall jointly inspect the area to be occupied or portion of the Work to be used in order to determine and record the condition of the Work.

**§ 9.9.3** Unless otherwise agreed upon, partial occupancy or use of a portion or portions of the Work shall not constitute acceptance of Work not complying with the requirements of the Contract Documents.

## **§ 9.10 FINAL COMPLETION AND FINAL PAYMENT**

**§ 9.10.1** Upon receipt of the Contractor's written notice that the Work is ready for final inspection and acceptance and upon receipt of a final Application for Payment, the Architect will promptly make such inspection and, when the

Architect finds the Work acceptable under the Contract Documents and the Contract fully performed, the Architect will promptly issue a final Certificate for Payment stating that to the best of the Architect's knowledge, information and belief, and on the basis of the Architect's on-site visits and inspections, the Work has been completed in accordance with terms and conditions of the Contract Documents and that the entire balance found to be due the Contractor and noted in the final Certificate is due and payable. The Architect's final Certificate for Payment will constitute a further representation that conditions listed in Section 9.10.2 as precedent to the Contractor's being entitled to final payment have been fulfilled.

**§ 9.10.2** Neither final payment nor any remaining retained percentage shall become due until the Contractor submits to the Architect (1) an affidavit that payrolls, bills for materials and equipment, and other indebtedness connected with the Work for which the Owner or the Owner's property might be responsible or encumbered (less amounts withheld by Owner) have been paid or otherwise satisfied, (2) a certificate evidencing that insurance required by the Contract Documents to remain in force after final payment is currently in effect and will not be canceled or allowed to expire until at least 30 days' prior written notice has been given to the Owner, (3) a written statement that the Contractor knows of no substantial reason that the insurance will not be renewable to cover the period required by the Contract Documents, (4) consent of surety, if any, to final payment and (5), if required by the Owner, other data establishing payment or satisfaction of obligations, such as receipts, releases and waivers of liens, claims, security interests or encumbrances arising out of the Contract, to the extent and in such form as may be designated by the Owner. If a Subcontractor refuses to furnish a release or waiver required by the Owner, the Contractor may furnish a bond satisfactory to the Owner to indemnify the Owner against such lien. If such lien remains unsatisfied after payments are made, the Contractor shall refund to the Owner all money that the Owner may be compelled to pay in discharging such lien, including all costs and reasonable attorneys' fees.

**§ 9.10.3** If, after Substantial Completion of the Work, final completion thereof is materially delayed through no fault of the Contractor or by issuance of Change Orders affecting final completion, and the Architect so confirms, the Owner shall, upon application by the Contractor and certification by the Architect, and without terminating the Contract, make payment of the balance due for that portion of the Work fully completed and accepted. If the remaining balance for Work not fully completed or corrected is less than retainage stipulated in the Contract Documents, and if bonds have been furnished, the written consent of surety to payment of the balance due for that portion of the Work fully completed and accepted shall be submitted by the Contractor to the Architect prior to certification of such payment. Such payment shall be made under terms and conditions governing final payment, except that it shall not constitute a waiver of claims.

**§ 9.10.4** The making of final payment shall constitute a waiver of Claims by the Owner except those arising from

- .1 liens, Claims, security interests or encumbrances arising out of the Contract and unsettled;
- .2 failure of the Work to comply with the requirements of the Contract Documents; or
- .3 terms of special warranties required by the Contract Documents.

**§ 9.10.5** Acceptance of final payment by the Contractor, a Subcontractor or material supplier shall constitute a waiver of claims by that payee except those previously made in writing and identified by that payee as unsettled at the time of final Application for Payment.

## **ARTICLE 10 PROTECTION OF PERSONS AND PROPERTY**

### **§ 10.1 SAFETY PRECAUTIONS AND PROGRAMS**

The Contractor shall be responsible for initiating, maintaining and supervising all safety precautions and programs in connection with the performance of the Contract.

### **§ 10.2 SAFETY OF PERSONS AND PROPERTY**

**§ 10.2.1** The Contractor shall take reasonable precautions for safety of, and shall provide reasonable protection to prevent damage, injury or loss to

- .1 employees on the Work and other persons who may be affected thereby;
- .2 the Work and materials and equipment to be incorporated therein, whether in storage on or off the site, under care, custody or control of the Contractor or the Contractor's Subcontractors or Sub-subcontractors; and
- .3 other property at the site or adjacent thereto, such as trees, shrubs, lawns, walks, pavements, roadways, structures and utilities not designated for removal, relocation or replacement in the course of construction.

**§ 10.2.2** The Contractor shall comply with and give notices required by applicable laws, statutes, ordinances, codes, rules and regulations, and lawful orders of public authorities bearing on safety of persons or property or their protection from damage, injury or loss.

**§ 10.2.3** The Contractor shall erect and maintain, as required by existing conditions and performance of the Contract, reasonable safeguards for safety and protection, including posting danger signs and other warnings against hazards, promulgating safety regulations and notifying owners and users of adjacent sites and utilities.

**§ 10.2.4** When use or storage of explosives or other hazardous materials or equipment or unusual methods are necessary for execution of the Work, the Contractor shall exercise utmost care and carry on such activities under supervision of properly qualified personnel.

**§ 10.2.5** The Contractor shall promptly remedy damage and loss (other than damage or loss insured under property insurance required by the Contract Documents) to property referred to in Sections 10.2.1.2 and 10.2.1.3 caused in whole or in part by the Contractor, a Subcontractor, a Sub-subcontractor, or anyone directly or indirectly employed by any of them, or by anyone for whose acts they may be liable and for which the Contractor is responsible under Sections 10.2.1.2 and 10.2.1.3, except damage or loss attributable to acts or omissions of the Owner or Architect or anyone directly or indirectly employed by either of them, or by anyone for whose acts either of them may be liable, and not attributable to the fault or negligence of the Contractor. The foregoing obligations of the Contractor are in addition to the Contractor's obligations under Section 3.18.

**§ 10.2.6** The Contractor shall designate a responsible member of the Contractor's organization at the site whose duty shall be the prevention of accidents. This person shall be the Contractor's superintendent unless otherwise designated by the Contractor in writing to the Owner and Architect.

**§ 10.2.7** The Contractor shall not permit any part of the construction or site to be loaded so as to cause damage or create an unsafe condition.

#### **§ 10.2.8 INJURY OR DAMAGE TO PERSON OR PROPERTY**

If either party suffers injury or damage to person or property because of an act or omission of the other party, or of others for whose acts such party is legally responsible, written notice of such injury or damage, whether or not insured, shall be given to the other party within a reasonable time not exceeding 21 days after discovery. The notice shall provide sufficient detail to enable the other party to investigate the matter.

#### **§ 10.3 HAZARDOUS MATERIALS**

**§ 10.3.1** The Contractor is responsible for compliance with any requirements included in the Contract Documents regarding hazardous materials. If the Contractor encounters a hazardous material or substance not addressed in the Contract Documents and if reasonable precautions will be inadequate to prevent foreseeable bodily injury or death to persons resulting from a material or substance, including but not limited to asbestos or polychlorinated biphenyl (PCB), encountered on the site by the Contractor, the Contractor shall, upon recognizing the condition, immediately stop Work in the affected area and report the condition to the Owner and Architect in writing.

**§ 10.3.2** Upon receipt of the Contractor's written notice, the Owner shall obtain the services of a licensed laboratory to verify the presence or absence of the material or substance reported by the Contractor and, in the event such material or substance is found to be present, to cause it to be rendered harmless. Unless otherwise required by the Contract Documents, the Owner shall furnish in writing to the Contractor and Architect the names and qualifications of persons or entities who are to perform tests verifying the presence or absence of such material or substance or who are to perform the task of removal or safe containment of such material or substance. The Contractor and the Architect will promptly reply to the Owner in writing stating whether or not either has reasonable objection to the persons or entities proposed by the Owner. If either the Contractor or Architect has an objection to a person or entity proposed by the Owner, the Owner shall propose another to whom the Contractor and the Architect have no reasonable objection. When the material or substance has been rendered harmless, Work in the affected area shall resume upon written agreement of the Owner and Contractor. By Change Order, the Contract Time shall be extended appropriately and the Contract Sum shall be increased in the amount of the Contractor's reasonable additional costs of shut-down, delay and start-up.

**§ 10.3.3** To the fullest extent permitted by law, the Owner shall indemnify and hold harmless the Contractor, Subcontractors, Architect, Architect's consultants and agents and employees of any of them from and against claims, damages, losses and expenses, including but not limited to attorneys' fees, arising out of or resulting from performance of the Work in the affected area if in fact the material or substance presents the risk of bodily injury or death as described in Section 10.3.1 and has not been rendered harmless, provided that such claim, damage, loss or expense is attributable to bodily injury, sickness, disease or death, or to injury to or destruction of tangible property (other than the Work itself), except to the extent that such damage, loss or expense is due to the fault or negligence of the party seeking indemnity.

**§ 10.3.4** The Owner shall not be responsible under this Section 10.3 for materials or substances the Contractor brings to the site unless such materials or substances are required by the Contract Documents. The Owner shall be responsible for materials or substances required by the Contract Documents, except to the extent of the Contractor's fault or negligence in the use and handling of such materials or substances.

**§ 10.3.5** The Contractor shall indemnify the Owner for the cost and expense the Owner incurs (1) for remediation of a material or substance the Contractor brings to the site and negligently handles, or (2) where the Contractor fails to perform its obligations under Section 10.3.1, except to the extent that the cost and expense are due to the Owner's fault or negligence.

**§ 10.3.6** If, without negligence on the part of the Contractor, the Contractor is held liable by a government agency for the cost of remediation of a hazardous material or substance solely by reason of performing Work as required by the Contract Documents, the Owner shall indemnify the Contractor for all cost and expense thereby incurred.

#### **§ 10.4 EMERGENCIES**

In an emergency affecting safety of persons or property, the Contractor shall act, at the Contractor's discretion, to prevent threatened damage, injury or loss. Additional compensation or extension of time claimed by the Contractor on account of an emergency shall be determined as provided in Article 15 and Article 7.

### **ARTICLE 11 INSURANCE AND BONDS**

#### **§ 11.1 CONTRACTOR'S LIABILITY INSURANCE**

**§ 11.1.1** The Contractor shall purchase from and maintain in a company or companies lawfully authorized to do business in the jurisdiction in which the Project is located such insurance as will protect the Contractor from claims set forth below which may arise out of or result from the Contractor's operations and completed operations under the Contract and for which the Contractor may be legally liable, whether such operations be by the Contractor or by a Subcontractor or by anyone directly or indirectly employed by any of them, or by anyone for whose acts any of them may be liable:

- .1 Claims under workers' compensation, disability benefit and other similar employee benefit acts that are applicable to the Work to be performed;
- .2 Claims for damages because of bodily injury, occupational sickness or disease, or death of the Contractor's employees;
- .3 Claims for damages because of bodily injury, sickness or disease, or death of any person other than the Contractor's employees;
- .4 Claims for damages insured by usual personal injury liability coverage;
- .5 Claims for damages, other than to the Work itself, because of injury to or destruction of tangible property, including loss of use resulting therefrom;
- .6 Claims for damages because of bodily injury, death of a person or property damage arising out of ownership, maintenance or use of a motor vehicle;
- .7 Claims for bodily injury or property damage arising out of completed operations; and
- .8 Claims involving contractual liability insurance applicable to the Contractor's obligations under Section 3.18.

**§ 11.1.2** The insurance required by Section 11.1.1 shall be written for not less than limits of liability specified in the Contract Documents or required by law, whichever coverage is greater. Coverages, whether written on an occurrence or claims-made basis, shall be maintained without interruption from the date of commencement of the Work until the date of final payment and termination of any coverage required to be maintained after final payment, and, with respect to the Contractor's completed operations coverage, until the expiration of the period for correction

of Work or for such other period for maintenance of completed operations coverage as specified in the Contract Documents.

**§ 11.1.3** Certificates of insurance acceptable to the Owner shall be filed with the Owner prior to commencement of the Work and thereafter upon renewal or replacement of each required policy of insurance. These certificates and the insurance policies required by this Section 11.1 shall contain a provision that coverages afforded under the policies will not be canceled or allowed to expire until at least 30 days' prior written notice has been given to the Owner. An additional certificate evidencing continuation of liability coverage, including coverage for completed operations, shall be submitted with the final Application for Payment as required by Section 9.10.2 and thereafter upon renewal or replacement of such coverage until the expiration of the time required by Section 11.1.2. Information concerning reduction of coverage on account of revised limits or claims paid under the General Aggregate, or both, shall be furnished by the Contractor with reasonable promptness.

**§ 11.1.4** The Contractor shall cause the commercial liability coverage required by the Contract Documents to include (1) the Owner, the Architect and the Architect's consultants as additional insureds for claims caused in whole or in part by the Contractor's negligent acts or omissions during the Contractor's operations; and (2) the Owner as an additional insured for claims caused in whole or in part by the Contractor's negligent acts or omissions during the Contractor's completed operations.

## **§ 11.2 OWNER'S LIABILITY INSURANCE**

The Owner shall be responsible for purchasing and maintaining the Owner's usual liability insurance.

## **§ 11.3 PROPERTY INSURANCE**

**§ 11.3.1** Unless otherwise provided, the Owner shall purchase and maintain, in a company or companies lawfully authorized to do business in the jurisdiction in which the Project is located, property insurance written on a builder's risk "all-risk" or equivalent policy form in the amount of the initial Contract Sum, plus value of subsequent Contract Modifications and cost of materials supplied or installed by others, comprising total value for the entire Project at the site on a replacement cost basis without optional deductibles. Such property insurance shall be maintained, unless otherwise provided in the Contract Documents or otherwise agreed in writing by all persons and entities who are beneficiaries of such insurance, until final payment has been made as provided in Section 9.10 or until no person or entity other than the Owner has an insurable interest in the property required by this Section 11.3 to be covered, whichever is later. This insurance shall include interests of the Owner, the Contractor, Subcontractors and Sub-subcontractors in the Project.

**§ 11.3.1.1** Property insurance shall be on an "all-risk" or equivalent policy form and shall include, without limitation, insurance against the perils of fire (with extended coverage) and physical loss or damage including, without duplication of coverage, theft, vandalism, malicious mischief, collapse, earthquake, flood, windstorm, falsework, testing and startup, temporary buildings and debris removal including demolition occasioned by enforcement of any applicable legal requirements, and shall cover reasonable compensation for Architect's and Contractor's services and expenses required as a result of such insured loss.

**§ 11.3.1.2** If the Owner does not intend to purchase such property insurance required by the Contract and with all of the coverages in the amount described above, the Owner shall so inform the Contractor in writing prior to commencement of the Work. The Contractor may then effect insurance that will protect the interests of the Contractor, Subcontractors and Sub-subcontractors in the Work, and by appropriate Change Order the cost thereof shall be charged to the Owner. If the Contractor is damaged by the failure or neglect of the Owner to purchase or maintain insurance as described above, without so notifying the Contractor in writing, then the Owner shall bear all reasonable costs properly attributable thereto.

**§ 11.3.1.3** If the property insurance requires deductibles, the Owner shall pay costs not covered because of such deductibles.

**§ 11.3.1.4** This property insurance shall cover portions of the Work stored off the site, and also portions of the Work in transit.

**§ 11.3.1.5** Partial occupancy or use in accordance with Section 9.9 shall not commence until the insurance company or companies providing property insurance have consented to such partial occupancy or use by endorsement or

otherwise. The Owner and the Contractor shall take reasonable steps to obtain consent of the insurance company or companies and shall, without mutual written consent, take no action with respect to partial occupancy or use that would cause cancellation, lapse or reduction of insurance.

### **§ 11.3.2 BOILER AND MACHINERY INSURANCE**

The Owner shall purchase and maintain boiler and machinery insurance required by the Contract Documents or by law, which shall specifically cover such insured objects during installation and until final acceptance by the Owner; this insurance shall include interests of the Owner, Contractor, Subcontractors and Sub-subcontractors in the Work, and the Owner and Contractor shall be named insureds.

### **§ 11.3.3 LOSS OF USE INSURANCE**

The Owner, at the Owner's option, may purchase and maintain such insurance as will insure the Owner against loss of use of the Owner's property due to fire or other hazards, however caused. The Owner waives all rights of action against the Contractor for loss of use of the Owner's property, including consequential losses due to fire or other hazards however caused.

**§ 11.3.4** If the Contractor requests in writing that insurance for risks other than those described herein or other special causes of loss be included in the property insurance policy, the Owner shall, if possible, include such insurance, and the cost thereof shall be charged to the Contractor by appropriate Change Order.

**§ 11.3.5** If during the Project construction period the Owner insures properties, real or personal or both, at or adjacent to the site by property insurance under policies separate from those insuring the Project, or if after final payment property insurance is to be provided on the completed Project through a policy or policies other than those insuring the Project during the construction period, the Owner shall waive all rights in accordance with the terms of Section 11.3.7 for damages caused by fire or other causes of loss covered by this separate property insurance. All separate policies shall provide this waiver of subrogation by endorsement or otherwise.

**§ 11.3.6** Before an exposure to loss may occur, the Owner shall file with the Contractor a copy of each policy that includes insurance coverages required by this Section 11.3. Each policy shall contain all generally applicable conditions, definitions, exclusions and endorsements related to this Project. Each policy shall contain a provision that the policy will not be canceled or allowed to expire, and that its limits will not be reduced, until at least 30 days' prior written notice has been given to the Contractor.

### **§ 11.3.7 WAIVERS OF SUBROGATION**

The Owner and Contractor waive all rights against (1) each other and any of their subcontractors, sub-subcontractors, agents and employees, each of the other, and (2) the Architect, Architect's consultants, separate contractors described in Article 6, if any, and any of their subcontractors, sub-subcontractors, agents and employees, for damages caused by fire or other causes of loss to the extent covered by property insurance obtained pursuant to this Section 11.3 or other property insurance applicable to the Work, except such rights as they have to proceeds of such insurance held by the Owner as fiduciary. The Owner or Contractor, as appropriate, shall require of the Architect, Architect's consultants, separate contractors described in Article 6, if any, and the subcontractors, sub-subcontractors, agents and employees of any of them, by appropriate agreements, written where legally required for validity, similar waivers each in favor of other parties enumerated herein. The policies shall provide such waivers of subrogation by endorsement or otherwise. A waiver of subrogation shall be effective as to a person or entity even though that person or entity would otherwise have a duty of indemnification, contractual or otherwise, did not pay the insurance premium directly or indirectly, and whether or not the person or entity had an insurable interest in the property damaged.

**§ 11.3.8** A loss insured under the Owner's property insurance shall be adjusted by the Owner as fiduciary and made payable to the Owner as fiduciary for the insureds, as their interests may appear, subject to requirements of any applicable mortgagee clause and of Section 11.3.10. The Contractor shall pay Subcontractors their just shares of insurance proceeds received by the Contractor, and by appropriate agreements, written where legally required for validity, shall require Subcontractors to make payments to their Sub-subcontractors in similar manner.

**§ 11.3.9** If required in writing by a party in interest, the Owner as fiduciary shall, upon occurrence of an insured loss, give bond for proper performance of the Owner's duties. The cost of required bonds shall be charged against proceeds received as fiduciary. The Owner shall deposit in a separate account proceeds so received, which the

Owner shall distribute in accordance with such agreement as the parties in interest may reach, or as determined in accordance with the method of binding dispute resolution selected in the Agreement between the Owner and Contractor. If after such loss no other special agreement is made and unless the Owner terminates the Contract for convenience, replacement of damaged property shall be performed by the Contractor after notification of a Change in the Work in accordance with Article 7.

**§ 11.3.10** The Owner as fiduciary shall have power to adjust and settle a loss with insurers unless one of the parties in interest shall object in writing within five days after occurrence of loss to the Owner's exercise of this power; if such objection is made, the dispute shall be resolved in the manner selected by the Owner and Contractor as the method of binding dispute resolution in the Agreement. If the Owner and Contractor have selected arbitration as the method of binding dispute resolution, the Owner as fiduciary shall make settlement with insurers or, in the case of a dispute over distribution of insurance proceeds, in accordance with the directions of the arbitrators.

#### **§ 11.4 PERFORMANCE BOND AND PAYMENT BOND**

**§ 11.4.1** The Owner shall have the right to require the Contractor to furnish bonds covering faithful performance of the Contract and payment of obligations arising thereunder as stipulated in bidding requirements or specifically required in the Contract Documents on the date of execution of the Contract.

**§ 11.4.2** Upon the request of any person or entity appearing to be a potential beneficiary of bonds covering payment of obligations arising under the Contract, the Contractor shall promptly furnish a copy of the bonds or shall authorize a copy to be furnished.

### **ARTICLE 12 UNCOVERING AND CORRECTION OF WORK**

#### **§ 12.1 UNCOVERING OF WORK**

**§ 12.1.1** If a portion of the Work is covered contrary to the Architect's request or to requirements specifically expressed in the Contract Documents, it must, if requested in writing by the Architect, be uncovered for the Architect's examination and be replaced at the Contractor's expense without change in the Contract Time.

**§ 12.1.2** If a portion of the Work has been covered that the Architect has not specifically requested to examine prior to its being covered, the Architect may request to see such Work and it shall be uncovered by the Contractor. If such Work is in accordance with the Contract Documents, costs of uncovering and replacement shall, by appropriate Change Order, be at the Owner's expense. If such Work is not in accordance with the Contract Documents, such costs and the cost of correction shall be at the Contractor's expense unless the condition was caused by the Owner or a separate contractor in which event the Owner shall be responsible for payment of such costs.

#### **§ 12.2 CORRECTION OF WORK**

##### **§ 12.2.1 BEFORE OR AFTER SUBSTANTIAL COMPLETION**

The Contractor shall promptly correct Work rejected by the Architect or failing to conform to the requirements of the Contract Documents, whether discovered before or after Substantial Completion and whether or not fabricated, installed or completed. Costs of correcting such rejected Work, including additional testing and inspections, the cost of uncovering and replacement, and compensation for the Architect's services and expenses made necessary thereby, shall be at the Contractor's expense.

##### **§ 12.2.2 AFTER SUBSTANTIAL COMPLETION**

**§ 12.2.2.1** In addition to the Contractor's obligations under Section 3.5, if, within one year after the date of Substantial Completion of the Work or designated portion thereof or after the date for commencement of warranties established under Section 9.9.1, or by terms of an applicable special warranty required by the Contract Documents, any of the Work is found to be not in accordance with the requirements of the Contract Documents, the Contractor shall correct it promptly after receipt of written notice from the Owner to do so unless the Owner has previously given the Contractor a written acceptance of such condition. The Owner shall give such notice promptly after discovery of the condition. During the one-year period for correction of Work, if the Owner fails to notify the Contractor and give the Contractor an opportunity to make the correction, the Owner waives the rights to require correction by the Contractor and to make a claim for breach of warranty. If the Contractor fails to correct nonconforming Work within a reasonable time during that period after receipt of notice from the Owner or Architect, the Owner may correct it in accordance with Section 2.4.

§ 12.2.2.2 The one-year period for correction of Work shall be extended with respect to portions of Work first performed after Substantial Completion by the period of time between Substantial Completion and the actual completion of that portion of the Work.

§ 12.2.2.3 The one-year period for correction of Work shall not be extended by corrective Work performed by the Contractor pursuant to this Section 12.2.

§ 12.2.3 The Contractor shall remove from the site portions of the Work that are not in accordance with the requirements of the Contract Documents and are neither corrected by the Contractor nor accepted by the Owner.

§ 12.2.4 The Contractor shall bear the cost of correcting destroyed or damaged construction, whether completed or partially completed, of the Owner or separate contractors caused by the Contractor's correction or removal of Work that is not in accordance with the requirements of the Contract Documents.

§ 12.2.5 Nothing contained in this Section 12.2 shall be construed to establish a period of limitation with respect to other obligations the Contractor has under the Contract Documents. Establishment of the one-year period for correction of Work as described in Section 12.2.2 relates only to the specific obligation of the Contractor to correct the Work, and has no relationship to the time within which the obligation to comply with the Contract Documents may be sought to be enforced, nor to the time within which proceedings may be commenced to establish the Contractor's liability with respect to the Contractor's obligations other than specifically to correct the Work.

### § 12.3 ACCEPTANCE OF NONCONFORMING WORK

If the Owner prefers to accept Work that is not in accordance with the requirements of the Contract Documents, the Owner may do so instead of requiring its removal and correction, in which case the Contract Sum will be reduced as appropriate and equitable. Such adjustment shall be effected whether or not final payment has been made.

## ARTICLE 13 MISCELLANEOUS PROVISIONS

### § 13.1 GOVERNING LAW

The Contract shall be governed by the law of the place where the Project is located except that, if the parties have selected arbitration as the method of binding dispute resolution, the Federal Arbitration Act shall govern Section 15.4.

### § 13.2 SUCCESSORS AND ASSIGNS

§ 13.2.1 The Owner and Contractor respectively bind themselves, their partners, successors, assigns and legal representatives to covenants, agreements and obligations contained in the Contract Documents. Except as provided in Section 13.2.2, neither party to the Contract shall assign the Contract as a whole without written consent of the other. If either party attempts to make such an assignment without such consent, that party shall nevertheless remain legally responsible for all obligations under the Contract.

§ 13.2.2 The Owner may, without consent of the Contractor, assign the Contract to a lender providing construction financing for the Project, if the lender assumes the Owner's rights and obligations under the Contract Documents. The Contractor shall execute all consents reasonably required to facilitate such assignment.

### § 13.3 WRITTEN NOTICE

Written notice shall be deemed to have been duly served if delivered in person to the individual, to a member of the firm or entity, or to an officer of the corporation for which it was intended; or if delivered at, or sent by registered or certified mail or by courier service providing proof of delivery to, the last business address known to the party giving notice.

### § 13.4 RIGHTS AND REMEDIES

§ 13.4.1 Duties and obligations imposed by the Contract Documents and rights and remedies available thereunder shall be in addition to and not a limitation of duties, obligations, rights and remedies otherwise imposed or available by law.

§ 13.4.2 No action or failure to act by the Owner, Architect or Contractor shall constitute a waiver of a right or duty afforded them under the Contract, nor shall such action or failure to act constitute approval of or acquiescence in a breach there under, except as may be specifically agreed in writing.



## § 13.5 TESTS AND INSPECTIONS

§ 13.5.1 Tests, inspections and approvals of portions of the Work shall be made as required by the Contract Documents and by applicable laws, statutes, ordinances, codes, rules and regulations or lawful orders of public authorities. Unless otherwise provided, the Contractor shall make arrangements for such tests, inspections and approvals with an independent testing laboratory or entity acceptable to the Owner, or with the appropriate public authority, and shall bear all related costs of tests, inspections and approvals. The Contractor shall give the Architect timely notice of when and where tests and inspections are to be made so that the Architect may be present for such procedures. The Owner shall bear costs of (1) tests, inspections or approvals that do not become requirements until after bids are received or negotiations concluded, and (2) tests, inspections or approvals where building codes or applicable laws or regulations prohibit the Owner from delegating their cost to the Contractor.

§ 13.5.2 If the Architect, Owner or public authorities having jurisdiction determine that portions of the Work require additional testing, inspection or approval not included under Section 13.5.1, the Architect will, upon written authorization from the Owner, instruct the Contractor to make arrangements for such additional testing, inspection or approval by an entity acceptable to the Owner, and the Contractor shall give timely notice to the Architect of when and where tests and inspections are to be made so that the Architect may be present for such procedures. Such costs, except as provided in Section 13.5.3, shall be at the Owner's expense.

§ 13.5.3 If such procedures for testing, inspection or approval under Sections 13.5.1 and 13.5.2 reveal failure of the portions of the Work to comply with requirements established by the Contract Documents, all costs made necessary by such failure including those of repeated procedures and compensation for the Architect's services and expenses shall be at the Contractor's expense.

§ 13.5.4 Required certificates of testing, inspection or approval shall, unless otherwise required by the Contract Documents, be secured by the Contractor and promptly delivered to the Architect.

§ 13.5.5 If the Architect is to observe tests, inspections or approvals required by the Contract Documents, the Architect will do so promptly and, where practicable, at the normal place of testing.

§ 13.5.6 Tests or inspections conducted pursuant to the Contract Documents shall be made promptly to avoid unreasonable delay in the Work.

## § 13.6 INTEREST

Payments due and unpaid under the Contract Documents shall bear interest from the date payment is due at such rate as the parties may agree upon in writing or, in the absence thereof, at the legal rate prevailing from time to time at the place where the Project is located.

## § 13.7 TIME LIMITS ON CLAIMS

The Owner and Contractor shall commence all claims and causes of action, whether in contract, tort, breach of warranty or otherwise, against the other arising out of or related to the Contract in accordance with the requirements of the final dispute resolution method selected in the Agreement within the time period specified by applicable law, but in any case not more than 10 years after the date of Substantial Completion of the Work. The Owner and Contractor waive all claims and causes of action not commenced in accordance with this Section 13.7.

## ARTICLE 14 TERMINATION OR SUSPENSION OF THE CONTRACT

### § 14.1 TERMINATION BY THE CONTRACTOR

§ 14.1.1 The Contractor may terminate the Contract if the Work is stopped for a period of 30 consecutive days through no act or fault of the Contractor or a Subcontractor, Sub-subcontractor or their agents or employees or any other persons or entities performing portions of the Work under direct or indirect contract with the Contractor, for any of the following reasons:

- .1 Issuance of an order of a court or other public authority having jurisdiction that requires all Work to be stopped;
- .2 An act of government, such as a declaration of national emergency that requires all Work to be stopped;

- .3 Because the Architect has not issued a Certificate for Payment and has not notified the Contractor of the reason for withholding certification as provided in Section 9.4.1, or because the Owner has not made payment on a Certificate for Payment within the time stated in the Contract Documents; or
- .4 The Owner has failed to furnish to the Contractor promptly, upon the Contractor's request, reasonable evidence as required by Section 2.2.1.

**§ 14.1.2** The Contractor may terminate the Contract if, through no act or fault of the Contractor or a Subcontractor, Sub-subcontractor or their agents or employees or any other persons or entities performing portions of the Work under direct or indirect contract with the Contractor, repeated suspensions, delays or interruptions of the entire Work by the Owner as described in Section 14.3 constitute in the aggregate more than 100 percent of the total number of days scheduled for completion, or 120 days in any 365-day period, whichever is less.

**§ 14.1.3** If one of the reasons described in Section 14.1.1 or 14.1.2 exists, the Contractor may, upon seven days' written notice to the Owner and Architect, terminate the Contract and recover from the Owner payment for Work executed, including reasonable overhead and profit, costs incurred by reason of such termination, and damages.

**§ 14.1.4** If the Work is stopped for a period of 60 consecutive days through no act or fault of the Contractor or a Subcontractor or their agents or employees or any other persons performing portions of the Work under contract with the Contractor because the Owner has repeatedly failed to fulfill the Owner's obligations under the Contract Documents with respect to matters important to the progress of the Work, the Contractor may, upon seven additional days' written notice to the Owner and the Architect, terminate the Contract and recover from the Owner as provided in Section 14.1.3.

## **§ 14.2 TERMINATION BY THE OWNER FOR CAUSE**

**§ 14.2.1** The Owner may terminate the Contract if the Contractor

- .1 repeatedly refuses or fails to supply enough properly skilled workers or proper materials;
- .2 fails to make payment to Subcontractors for materials or labor in accordance with the respective agreements between the Contractor and the Subcontractors;
- .3 repeatedly disregards applicable laws, statutes, ordinances, codes, rules and regulations, or lawful orders of a public authority; or
- .4 otherwise is guilty of substantial breach of a provision of the Contract Documents.

**§ 14.2.2** When any of the above reasons exist, the Owner, upon certification by the Initial Decision Maker that sufficient cause exists to justify such action, may without prejudice to any other rights or remedies of the Owner and after giving the Contractor and the Contractor's surety, if any, seven days' written notice, terminate employment of the Contractor and may, subject to any prior rights of the surety:

- .1 Exclude the Contractor from the site and take possession of all materials, equipment, tools, and construction equipment and machinery thereon owned by the Contractor;
- .2 Accept assignment of subcontracts pursuant to Section 5.4; and
- .3 Finish the Work by whatever reasonable method the Owner may deem expedient. Upon written request of the Contractor, the Owner shall furnish to the Contractor a detailed accounting of the costs incurred by the Owner in finishing the Work.

**§ 14.2.3** When the Owner terminates the Contract for one of the reasons stated in Section 14.2.1, the Contractor shall not be entitled to receive further payment until the Work is finished.

**§ 14.2.4** If the unpaid balance of the Contract Sum exceeds costs of finishing the Work, including compensation for the Architect's services and expenses made necessary thereby, and other damages incurred by the Owner and not expressly waived, such excess shall be paid to the Contractor. If such costs and damages exceed the unpaid balance, the Contractor shall pay the difference to the Owner. The amount to be paid to the Contractor or Owner, as the case may be, shall be certified by the Initial Decision Maker, upon application, and this obligation for payment shall survive termination of the Contract.

## **§ 14.3 SUSPENSION BY THE OWNER FOR CONVENIENCE**

**§ 14.3.1** The Owner may, without cause, order the Contractor in writing to suspend, delay or interrupt the Work in whole or in part for such period of time as the Owner may determine.

**§ 14.3.2** The Contract Sum and Contract Time shall be adjusted for increases in the cost and time caused by suspension, delay or interruption as described in Section 14.3.1. Adjustment of the Contract Sum shall include profit. No adjustment shall be made to the extent

- .1 that performance is, was or would have been so suspended, delayed or interrupted by another cause for which the Contractor is responsible; or
- .2 that an equitable adjustment is made or denied under another provision of the Contract.

#### **§ 14.4 TERMINATION BY THE OWNER FOR CONVENIENCE**

**§ 14.4.1** The Owner may, at any time, terminate the Contract for the Owner's convenience and without cause.

**§ 14.4.2** Upon receipt of written notice from the Owner of such termination for the Owner's convenience, the Contractor shall

- .1 cease operations as directed by the Owner in the notice;
- .2 take actions necessary, or that the Owner may direct, for the protection and preservation of the Work; and
- .3 except for Work directed to be performed prior to the effective date of termination stated in the notice, terminate all existing subcontracts and purchase orders and enter into no further subcontracts and purchase orders.

**§ 14.4.3** In case of such termination for the Owner's convenience, the Contractor shall be entitled to receive payment for Work executed, and costs incurred by reason of such termination, along with reasonable overhead and profit on the Work not executed.

### **ARTICLE 15 CLAIMS AND DISPUTES**

#### **§ 15.1 CLAIMS**

##### **§ 15.1.1 DEFINITION**

A Claim is a demand or assertion by one of the parties seeking, as a matter of right, payment of money, or other relief with respect to the terms of the Contract. The term "Claim" also includes other disputes and matters in question between the Owner and Contractor arising out of or relating to the Contract. The responsibility to substantiate Claims shall rest with the party making the Claim.

##### **§ 15.1.2 NOTICE OF CLAIMS**

Claims by either the Owner or Contractor must be initiated by written notice to the other party and to the Initial Decision Maker with a copy sent to the Architect, if the Architect is not serving as the Initial Decision Maker. Claims by either party must be initiated within 21 days after occurrence of the event giving rise to such Claim or within 21 days after the claimant first recognizes the condition giving rise to the Claim, whichever is later.

##### **§ 15.1.3 CONTINUING CONTRACT PERFORMANCE**

Pending final resolution of a Claim, except as otherwise agreed in writing or as provided in Section 9.7 and Article 14, the Contractor shall proceed diligently with performance of the Contract and the Owner shall continue to make payments in accordance with the Contract Documents. The Architect will prepare Change Orders and issue Certificates for Payment in accordance with the decisions of the Initial Decision Maker.

##### **§ 15.1.4 CLAIMS FOR ADDITIONAL COST**

If the Contractor wishes to make a Claim for an increase in the Contract Sum, written notice as provided herein shall be given before proceeding to execute the Work. Prior notice is not required for Claims relating to an emergency endangering life or property arising under Section 10.4.

##### **§ 15.1.5 CLAIMS FOR ADDITIONAL TIME**

**§ 15.1.5.1** If the Contractor wishes to make a Claim for an increase in the Contract Time, written notice as provided herein shall be given. The Contractor's Claim shall include an estimate of cost and of probable effect of delay on progress of the Work. In the case of a continuing delay, only one Claim is necessary.

**§ 15.1.5.2** If adverse weather conditions are the basis for a Claim for additional time, such Claim shall be documented by data substantiating that weather conditions were abnormal for the period of time, could not have been reasonably anticipated and had an adverse effect on the scheduled construction.

### § 15.1.6 CLAIMS FOR CONSEQUENTIAL DAMAGES

The Contractor and Owner waive Claims against each other for consequential damages arising out of or relating to this Contract. This mutual waiver includes

- .1 damages incurred by the Owner for rental expenses, for losses of use, income, profit, financing, business and reputation, and for loss of management or employee productivity or of the services of such persons; and
- .2 damages incurred by the Contractor for principal office expenses including the compensation of personnel stationed there, for losses of financing, business and reputation, and for loss of profit except anticipated profit arising directly from the Work.

This mutual waiver is applicable, without limitation, to all consequential damages due to either party's termination in accordance with Article 14. Nothing contained in this Section 15.1.6 shall be deemed to preclude an award of liquidated damages, when applicable, in accordance with the requirements of the Contract Documents.

### § 15.2 INITIAL DECISION

§ 15.2.1 Claims, excluding those arising under Sections 10.3, 10.4, 11.3.9, and 11.3.10, shall be referred to the Initial Decision Maker for initial decision. The Architect will serve as the Initial Decision Maker, unless otherwise indicated in the Agreement. Except for those Claims excluded by this Section 15.2.1, an initial decision shall be required as a condition precedent to mediation of any Claim arising prior to the date final payment is due, unless 30 days have passed after the Claim has been referred to the Initial Decision Maker with no decision having been rendered. Unless the Initial Decision Maker and all affected parties agree, the Initial Decision Maker will not decide disputes between the Contractor and persons or entities other than the Owner.

§ 15.2.2 The Initial Decision Maker will review Claims and within ten days of the receipt of a Claim take one or more of the following actions: (1) request additional supporting data from the claimant or a response with supporting data from the other party, (2) reject the Claim in whole or in part, (3) approve the Claim, (4) suggest a compromise, or (5) advise the parties that the Initial Decision Maker is unable to resolve the Claim if the Initial Decision Maker lacks sufficient information to evaluate the merits of the Claim or if the Initial Decision Maker concludes that, in the Initial Decision Maker's sole discretion, it would be inappropriate for the Initial Decision Maker to resolve the Claim.

§ 15.2.3 In evaluating Claims, the Initial Decision Maker may, but shall not be obligated to, consult with or seek information from either party or from persons with special knowledge or expertise who may assist the Initial Decision Maker in rendering a decision. The Initial Decision Maker may request the Owner to authorize retention of such persons at the Owner's expense.

§ 15.2.4 If the Initial Decision Maker requests a party to provide a response to a Claim or to furnish additional supporting data, such party shall respond, within ten days after receipt of such request, and shall either (1) provide a response on the requested supporting data, (2) advise the Initial Decision Maker when the response or supporting data will be furnished or (3) advise the Initial Decision Maker that no supporting data will be furnished. Upon receipt of the response or supporting data, if any, the Initial Decision Maker will either reject or approve the Claim in whole or in part.

§ 15.2.5 The Initial Decision Maker will render an initial decision approving or rejecting the Claim, or indicating that the Initial Decision Maker is unable to resolve the Claim. This initial decision shall (1) be in writing; (2) state the reasons therefor; and (3) notify the parties and the Architect, if the Architect is not serving as the Initial Decision Maker, of any change in the Contract Sum or Contract Time or both. The initial decision shall be final and binding on the parties but subject to mediation and, if the parties fail to resolve their dispute through mediation, to binding dispute resolution.

§ 15.2.6 Either party may file for mediation of an initial decision at any time, subject to the terms of Section 15.2.6.1.

§ 15.2.6.1 Either party may, within 30 days from the date of an initial decision, demand in writing that the other party file for mediation within 60 days of the initial decision. If such a demand is made and the party receiving the demand fails to file for mediation within the time required, then both parties waive their rights to mediate or pursue binding dispute resolution proceedings with respect to the initial decision.

§ 15.2.7 In the event of a Claim against the Contractor, the Owner may, but is not obligated to, notify the surety, if any, of the nature and amount of the Claim. If the Claim relates to a possibility of a Contractor's default, the Owner may, but is not obligated to, notify the surety and request the surety's assistance in resolving the controversy.

§ 15.2.8 If a Claim relates to or is the subject of a mechanic's lien, the party asserting such Claim may proceed in accordance with applicable law to comply with the lien notice or filing deadlines.

### § 15.3 MEDIATION

§ 15.3.1 Claims, disputes, or other matters in controversy arising out of or related to the Contract except those waived as provided for in Sections 9.10.4, 9.10.5, and 15.1.6 shall be subject to mediation as a condition precedent to binding dispute resolution.

§ 15.3.2 The parties shall endeavor to resolve their Claims by mediation which, unless the parties mutually agree otherwise, shall be administered by the American Arbitration Association in accordance with its Construction Industry Mediation Procedures in effect on the date of the Agreement. A request for mediation shall be made in writing, delivered to the other party to the Contract, and filed with the person or entity administering the mediation. The request may be made concurrently with the filing of binding dispute resolution proceedings but, in such event, mediation shall proceed in advance of binding dispute resolution proceedings, which shall be stayed pending mediation for a period of 60 days from the date of filing, unless stayed for a longer period by agreement of the parties or court order. If an arbitration is stayed pursuant to this Section 15.3.2, the parties may nonetheless proceed to the selection of the arbitrator(s) and agree upon a schedule for later proceedings.

§ 15.3.3 The parties shall share the mediator's fee and any filing fees equally. The mediation shall be held in the place where the Project is located, unless another location is mutually agreed upon. Agreements reached in mediation shall be enforceable as settlement agreements in any court having jurisdiction thereof.

### § 15.4 ARBITRATION

§ 15.4.1 If the parties have selected arbitration as the method for binding dispute resolution in the Agreement, any Claim subject to, but not resolved by, mediation shall be subject to arbitration which, unless the parties mutually agree otherwise, shall be administered by the American Arbitration Association in accordance with its Construction Industry Arbitration Rules in effect on the date of the Agreement. A demand for arbitration shall be made in writing, delivered to the other party to the Contract, and filed with the person or entity administering the arbitration. The party filing a notice of demand for arbitration must assert in the demand all Claims then known to that party on which arbitration is permitted to be demanded.

§ 15.4.1.1 A demand for arbitration shall be made no earlier than concurrently with the filing of a request for mediation, but in no event shall it be made after the date when the institution of legal or equitable proceedings based on the Claim would be barred by the applicable statute of limitations. For statute of limitations purposes, receipt of a written demand for arbitration by the person or entity administering the arbitration shall constitute the institution of legal or equitable proceedings based on the Claim.

§ 15.4.2 The award rendered by the arbitrator or arbitrators shall be final, and judgment may be entered upon it in accordance with applicable law in any court having jurisdiction thereof.

§ 15.4.3 The foregoing agreement to arbitrate and other agreements to arbitrate with an additional person or entity duly consented to by parties to the Agreement shall be specifically enforceable under applicable law in any court having jurisdiction thereof.

### § 15.4.4 CONSOLIDATION OR JOINDER

§ 15.4.4.1 Either party, at its sole discretion, may consolidate an arbitration conducted under this Agreement with any other arbitration to which it is a party provided that (1) the arbitration agreement governing the other arbitration permits consolidation, (2) the arbitrations to be consolidated substantially involve common questions of law or fact, and (3) the arbitrations employ materially similar procedural rules and methods for selecting arbitrator(s).

§ 15.4.4.2 Either party, at its sole discretion, may include by joinder persons or entities substantially involved in a common question of law or fact whose presence is required if complete relief is to be accorded in arbitration, provided that the party sought to be joined consents in writing to such joinder. Consent to arbitration involving an

additional person or entity shall not constitute consent to arbitration of any claim, dispute or other matter in question not described in the written consent.

**§ 15.4.4.3** The Owner and Contractor grant to any person or entity made a party to an arbitration conducted under this Section 15.4, whether by joinder or consolidation, the same rights of joinder and consolidation as the Owner and Contractor under this Agreement.



## SUPPLEMENTARY GENERAL CONDITIONS

The Supplementary General Conditions contain amendments and additions to the A.I.A. General Conditions. Where any part of the A.I.A. General Conditions is modified or voided by the Supplementary General Conditions, the unaltered provisions shall remain in effect.

### ARTICLE 3 - CONTRACTOR

Under 3.5      Warranty, add the following:

3.5.1            "The Contractor shall guarantee his work of the entire project for a period of one year after date of substantial completion unless other-wise required. He shall at his own expense, replace or adjust any of his work which may require it during that time, and he shall pay for all repair or replacement of other work occasioned by such operation."

3.5.2            "If within one year after the Date of Substantial Completion or within such longer period of time as may be prescribed by law or by the terms of any applicable special guarantee required by the Contract Documents, any of the work is found to be defective or not in accordance with the Contract Documents, the Contractor shall correct it promptly after receipt of written notice from the Owner to do so unless the Owner has previously given the Contractor a written acceptance of such condition. The Owner shall give such notice promptly after discovery of the condition."

### ARTICLE 7 - CHANGES IN THE WORK:

Under 7.2      Change Orders, add the following:

7.2.2            In addition, if the proposal includes a time extension, a justification therefore shall also be furnished. The proposal, together with the price breakdown and time extension justification, shall be furnished within thirty (30) days of the date first requested by the Architect.

All overhead fees for construction change orders, up to \$50,000, will be limited to 10% for the Subcontractor and 5% for the General Contractor. If the General Contractor is self-performing work, the overhead fee will be limited to 15%.

For change orders exceeding \$50,000, the Subcontractor will be limited to 7% and 3% for the General Contractor. If the General Contractor is self-performing work, the overhead will be limited to 10%. These percentage fees represent the total fees to be paid for change orders.

The General Contractor's fee submitted, as part of this bid, will not be added to the fees listed above.

### ARTICLE 11 - INSURANCE AND BONDS:

IF IN CONFLICT, THIS WOULD SUPERSEDE ARTICLE 11 INSURANCE OF THE AIA DOCUMENT A201 "GENERAL CONDITIONS OF THE CONTRACT FOR CONSTRUCTION.

ALL COSTS FOR INSURANCE SHALL BE INCLUDED IN THE BID AMOUNT

Under 11.1 Contractor's Liability Insurance, add the following:

11.1.5 "To protect against liability, loss, or expense arising from damage to property or injury of any person or persons incurred in any way out of, in connection with, or resulting from the work provided hereunder, Contractor shall obtain at its own expense from reliable insurance companies acceptable to Owner's Business Official and authorized to do business in the State in which the work is to be performed, and shall maintain in force during the entire period of this Contract, the following or equivalent insurance:"

Worker's Compensation Insurance providing statutory benefits and Employers' Liability Insurance to a limit of \$1,000,000.

Comprehensive General Liability Insurance, including premises-operations; explosion; collapse and underground hazards; blanket contractual; broad form property damage; independent contractors; and personal injury including employees with limits not less than \$1,000,000 combined single limit per occurrence.

Comprehensive Automobile Liability Insurance including owned, hired, and non-owned automobiles with limits not less than \$1,000,000 combined single limit per occurrence.

Contractor using its own aircraft, or employing aircraft in connection with the work performed under this Contract shall maintain aircraft liability insurance with a combined single limit applying to bodily injury and property damage liability not less than \$1,000,000 per occurrence.

Any policy required by this section may be arranged under a single policy for the full limit required, or by a combination of underlying policies with the balance provided by an Excess or Umbrella Liability policy.

Owner may accept equivalent self-insured programs in lieu of insurance upon specific approval of Owner's Business Official.

Irrespective of the requirements as to insurance to be carried by Contractor as provided herein, insolvency, bankruptcy, or failure of any insurance company to pay all claims accruing, shall not be held to relieve contractor of any obligations hereunder.

The following shall be listed as additional insured's under each of the policies required to be purchased and maintained by Contractor, with the exception of Workers' Compensation:

"Provo City School District and while acting within the scope of their duties as such: any member of its Board of Education or advisory committees, or any of its elected or appointed officials, or any of its employees or authorized volunteers, and Architect or his representative."

Each policy so required shall be primary to the aforesaid insureds listed above, and shall apply to the full policy limits prior to any other insurance coverage which the aforesaid insured's may have in the event of claim under any of said policies, but, only with respect to work being performed by Contractor on behalf of the aforesaid insured's.

Before the work is commenced, certificates evidencing that satisfactory coverage of the type and limits set forth above are in effect, shall be furnished to the Owner. Such insurance policies shall contain provisions that no alterations, cancellation, or material change therein shall become effective except upon thirty (30) days prior written notice to Owner's Business Official as evidenced by return of registered or certified letter sent to Owner's Business Official.

Any and all deductibles in the above described policies shall be assumed by, for the account of, and



at sole risk of Contractor.

Under 11.3      Property Insurance, add the following:

11.3.1.6      "Owner shall provide "all risk" property insurance to protect Owner, as well as all Contractors, subcontractors, and sub-subcontractors with respect to work performed hereunder at Owner's own cost and expense, according to the policy forms currently in force with insurance carriers selected by Owner's Risk Manager. Such "all risk" insurance shall not cover the perils of earthquake or flood, or extend to cover Contractors', subcontractors', or sub-subcontractors' equipment or vehicles. Owner's Risk Manager will furnish, upon request, all parties in interest with copies of said policies authenticated by authorized agents of the insurers."

The above described policies shall be subject to a total deductible of \$1,000.00 per loss occurrence, which shall be assumed by all insured's in proportion to their share of the total amount of an insured loss occurrence.

Any insured property loss is to be adjusted with the Owner's Business Official, and may payable to the Owner's Business Official as trustee for the insured's, as their interests may appear, subject to the requirements of any applicable loss payable clause.

Contractor and Owner hereby waive all rights against each other for damages caused by perils insured against under the property insurance provided by Owner, except such rights as Contractor may have to the proceeds of such insurance held by the Owner's Business Official as trustee.

If the Contractor requests in writing that insurance for special hazards be included in the property insurance policy, the Owner's Business Official shall, if possible, include such insurance, and the cost thereof shall be charged to the Contractor by appropriate change order.

11.3.1.7      "The Contractor shall continuously maintain adequate protection of all his work from damage and shall protect the Owner's property from injury or loss arising in connection with this Contract. He shall make good any such damage, injury, or loss, except such as may be directly due to errors in the Contract Documents or caused by agents or employees of the Owner, or as may be insured by the Owners as required by the Property insurance Article of this Supplementary General Conditions. He shall adequately protect adjacent property as provided by law and the Contract Documents."

The Contractor shall take all necessary precautions for the safety of employees on the work and shall comply with all applicable provisions of federal, state, and municipal safety laws and building codes to prevent accidents or injury to persons on, about, or adjacent to the premises where the work is being performed. He shall erect and properly maintain at all times, as required by the conditions and progress of the work, all necessary safeguards for the protection of workmen and the public, and shall post danger signs warning against hazardous conditions.

Under 11.4      Performance Bond and Payment Bond, add the following:

11.4.3      "The Contractor shall include in his bid, as part of the quoted total, all costs involved in securing and furnishing the following bonds based on the completed cost of the Contract:

A full 100% Performance Bond covering the faithful execution of the Contract; and

A full 100% Payment Bond of all obligations arising thereunder.

ADDITIONAL ARTICLES:

ARTICLE 16 - INSURANCE POLICIES:

Prior to signing the contract, the Contractor shall affect Contractor's Liability Insurance and other policies as stipulated in the General Conditions. Such policies shall be properly executed and shall have the approval of the Owner before proceeding. Fire insurance shall be secured by the Board of Education.

ARTICLE 17 - SALES TAX SAVINGS:

Provo City School District is tax exempt in accordance with Exemption Certificate for Government & Schools (TC-721G). Do not include state sales tax on products, materials, etc.

END OF SUPPLEMENTARY GENERAL CONDITIONS

## **DIVISION 01 - GENERAL REQUIREMENTS**

01 1100	Summary
01 1400	Work Restrictions
01 2600	Contract Modification Procedures
01 2900	Payment Procedures
01 3100	Project Management and Coordination
01 3300	Submittal Procedures
01 4000	Quality Requirements
01 4200	References
01 5000	Temporary Facilities and Controls
01 6000	Product Requirements
01 7300	Execution Requirements
01 7310	Cutting and Patching
01 7700	Closeout Procedures
01 7839	Project Record Documents

## SECTION 01 1100

### SUMMARY

#### PART 1 - GENERAL

##### 1.1 SUMMARY

- A. Section includes:
  - 1. Project information.
  - 2. Work covered by Contract Documents.
  - 3. Phased construction.
  - 4. Work under separate contracts.
  - 5. Access to site.
  - 6. Coordination with occupants.
  - 7. Work restrictions.
  - 8. Specification and drawing conventions.
  
- B. Related Section:
  - 1. Division 1 Section "Temporary Facilities and Controls" for limitations and procedures governing temporary use of Owner's facilities.

##### 1.2 PROJECT INFORMATION

- A. Project Identification: Amelia Earhart Elementary School – Masonry Clean and Re-Seal.
  - 1. Project Location: 2585 West 200 South, Provo, Utah 84601.
  
- B. Owner: Provo City School District.
  
- C. Architect: Curtis Miner Architecture, 233 South Pleasant Grove Blvd., Suite 105, Pleasant Grove, Utah 84062.

##### 1.3 WORK COVERED BY CONTRACT DOCUMENTS

- A. The Work of the Project is defined by the Contract Documents and consists of the following:
  - 1. The Work includes all of the work of Divisions 01 thru 33 for the Amelia Earhart Elementary School – Masonry Clean and Re-Seal project.
  
- B. Type of Contract.
  - 1. Project will be constructed under a single prime contract.

#### **1.4 WORK UNDER SEPARATE CONTRACTS**

- A. General: Cooperate fully with separate contractors so work on those contracts may be carried out smoothly, without interfering with or delaying work under this Contract or other contracts. Coordinate the Work of this Contract with work performed under separate contracts.
- B. Preceding Work: Owner may award separate contract(s) for construction operations at Project site. Those operations are scheduled to be substantially complete before work under this Contract begins.
- C. Concurrent Work: Owner may award separate contract(s) for concurrent construction operations at Project site. Those operations will be conducted simultaneously with work under this Contract.
- D. Subsequent Work: Owner may award separate contract(s) for subsequent additional work to be performed at site following Substantial Completion. Completion of that work will depend on successful completion of preparatory work under this Contract.

#### **1.5 PHASED CONSTRUCTION**

- A. Before commencing Work of each phase, submit an updated copy of Contractor's construction schedule showing the sequence, commencement and completion dates, and move-out and -in dates of Owner's personnel for all phases of the Work.

#### **1.6 ACCESS TO SITE**

- A. General: Contractor shall have full use of Project site for construction operations during construction period. Contractor's use of Project site is limited only by Owner's right to perform work or to retain other contractors on portions of Project.
- B. Use of Site: Limit use of Project site to areas within the Contract limits indicated. Do not disturb portions of Project site beyond areas in which the Work is indicated.
  - 1. Limits: Limit site disturbance, including earthwork and clearing of vegetation, to site areas indicated on the drawings.
  - 2. Driveways, Walkways and Entrances: Keep driveways and entrances serving premises clear and available to Owner, Owner's employees, and emergency vehicles at all times. Do not use these areas for parking or storage of materials.
    - a. Schedule deliveries to minimize use of driveways and entrances by construction operations.
    - b. Schedule deliveries to minimize space and time requirements for storage of materials and equipment on-site.

## 1.7 COORDINATION WITH OCCUPANTS

- A. Full Owner Occupancy: Owner will occupy building during entire construction period. Cooperate with Owner during construction operations to minimize conflicts and facilitate Owner usage. Perform the Work so as not to interfere with Owner's day-to-day operations.
  - 1. Maintain access to existing walkways, corridors, and other adjacent occupied or used facilities. Do not close or obstruct walkways, corridors, or other occupied or used facilities without written permission from Owner and approval of authorities having jurisdiction.
  - 2. Notify Owner not less than 72 hours in advance of activities that will affect Owner's operations.

## 1.8 WORK RESTRICTIONS

- A. Work Restrictions, General: Comply with restrictions on construction operations.
  - 1. Comply with limitations on use of public streets and other requirements of authorities having jurisdiction.
- B. On-Site Work Hours: Limit work in the existing building to normal business working hours of 8:00 a.m. to 5:00 p.m., Monday through Friday, unless otherwise indicated.
  - 1. Weekend Hours: Contractor must make arrangements with Owner to work on weekends.
  - 2. Early Morning and After-Business Hours: Contractor must make arrangements with Owner to work early morning and/or after-business hours.
  - 3. Maximum Hours for Utility Shutdowns: 72 hours for core drilling or other noisy activity: These construction activities must be done outside of normal business hours.
- C. Existing Utility Interruptions: Do not interrupt utilities serving facilities occupied by Owner or others unless permitted under the following conditions and then only after providing temporary utility services according to requirements indicated:
  - 1. Notify Architect and Owner not less than two days in advance of proposed utility interruptions.
  - 2. Obtain Owner's written permission before proceeding with utility interruptions.
- D. Noise, Vibration, and Odors: Coordinate operations that may result in high levels of noise and vibration, odors, or other disruption to Owner occupancy with Owner.
  - 1. Notify Architect and Owner not less than two days in advance of proposed disruptive operations.
  - 2. Obtain Owner's written permission before proceeding with disruptive operations.
- E. Nonsmoking Building: Smoking is not permitted within the building or within **25 feet (8 m)** of entrances, operable windows, or outdoor air intakes.
- F. Controlled Substances: Use of tobacco products and other controlled substances on the Project site is not permitted.
- G. Staging: The Contractor must set up his temporary offices and other facilities as directed by Owner. The Contractor shall, as directed by Owner, secure the work area with temporary fencing and provide protected access to the facility.

## **1.9 SPECIFICATION AND DRAWING CONVENTIONS**

- A. Specification Content: The Specifications use certain conventions for the style of language and the intended meaning of certain terms, words, and phrases when used in particular situations. These conventions are as follows:
  - 1. Imperative mood and streamlined language are generally used in the Specifications. The words "shall," "shall be," or "shall comply with," depending on the context, are implied where a colon (:) is used within a sentence or phrase.
  - 2. Specification requirements are to be performed by Contractor unless specifically stated otherwise.
- B. Division 01 General Requirements: Requirements of Sections in Division 01 apply to the Work of all Sections in the Specifications.
- C. Drawing Coordination: Requirements for materials and products identified on the Drawings are described in detail in the Specifications. One or more of the following are used on the Drawings to identify materials and products:
  - 1. Terminology: Materials and products are identified by the typical generic terms used in the individual Specifications Sections.
  - 2. Abbreviations: Materials and products are identified by abbreviations and scheduled on Drawings.
  - 3. Keynoting: Materials and products are identified by reference keynotes referencing Specification Section numbers found in this Project Manual.

**PART 2 - PRODUCTS** (Not Used)

**PART 3 - EXECUTION** (Not Used)

**END OF SECTION 01 1100**

## SECTION 01 1400

### WORK RESTRICTIONS

#### PART 1 - GENERAL

##### 1.1 RELATED DOCUMENTS

- A. Drawings and general provisions of the Contract, including General and Supplementary Conditions and other Division 1 Specification Sections, apply to this Section.
- B. Coordinate mechanical and/or electrical equipment “down time” with the Owner and be guided by his instructions.

##### 1.2 USE OF PREMISES

- A. Use of Site: Limit use of premises to work in areas indicated. Do not disturb portions of site beyond areas in which the Work is indicated.
  - 1. Limits: Confine construction operations/staging to areas indicated on the drawings and that allowed by the agency/owner.
  - 2. Owner Occupancy: Allow for Owner occupancy of site and use by the public.
  - 3. Driveways and Entrances: Keep driveways and entrances serving premises clear and available to Owner, Owner's employees, and emergency vehicles at all times. Do not use these areas for parking or storage of materials.
    - a. Schedule deliveries to minimize use of driveways and entrances and dock.
    - b. Schedule deliveries to minimize space and time requirements for storage of materials and equipment on-site.
- B. Use of Existing Buildings: Maintain existing buildings in a weathertight condition throughout construction period. Repair damage caused by construction operations. Protect buildings and its occupants during construction period.

##### 1.3 OCCUPANCY REQUIREMENTS

- A. Full Owner Occupancy: Owner will occupy site and existing building during entire construction period. Cooperate with Owner during construction operations to minimize conflicts and facilitate Owner usage. Perform the Work so as not to interfere with Owner's operations.

#### PART 2 - PRODUCTS (Not Used)

#### PART 3 - EXECUTION (Not Used)

#### END OF SECTION 01 1400



## SECTION 01 2600

### CONTRACT MODIFICATION PROCEDURES

#### PART 1 - GENERAL

##### 1.1 RELATED DOCUMENTS

- A. Drawings and general provisions of the Contract, including General and Supplementary Conditions and other Division 1 Specification Sections, apply to this Section.

##### 1.2 SUMMARY

- A. This Section specifies administrative and procedural requirements for handling and processing Contract modifications.
- B. Related Sections include the following:
  - 1. Division 1 Section "Product Requirements" for administrative procedures for handling requests for substitutions made after Contract award.

##### 1.3 MINOR CHANGES IN THE WORK

- A. Architect's Supplemental Instructions (ASI) will be issued to authorizing Minor Changes in the Work, not involving adjustment to the Contract Sum or the Contract Time.

##### 1.4 PROPOSAL REQUESTS

- A. Owner-Initiated Proposal Requests (PR): Architect will issue a detailed description of proposed changes in the Work that may require adjustment to the Contract Sum or the Contract Time. If necessary, the description will include supplemental or revised Drawings and Specifications.
  - 1. Requests for Proposal (RFP) issued by Architect are for information only. Do not consider them instructions either to stop work in progress or to execute the proposed change.
  - 2. Within time specified in Proposal Request after receipt of Proposal Request, submit a quotation estimating cost adjustments to the Contract Sum and the Contract Time necessary to execute the change.
    - a. Include a list of quantities of products required or eliminated and unit costs, with total amount of purchases and credits to be made. If requested, furnish survey data to substantiate quantities.
    - b. Indicate applicable taxes, delivery charges, equipment rental, and amounts of trade discounts.
    - c. Include costs of labor and supervision directly attributable to the change.
    - d. Include an updated Contractor's Construction Schedule that indicates the effect of

the change, including, but not limited to, changes in activity duration, start and finish times, and activity relationship. Use available total float before requesting an extension of the Contract Time.

- B. Contractor-Initiated Proposals (CIP): If latent or unforeseen conditions require modifications to the Contract, Contractor may propose changes by submitting a request for a change to Architect.
1. Include a statement outlining reasons for the change and the effect of the change on the Work. Provide a complete description of the proposed change. Indicate the effect of the proposed change on the Contract Sum and the Contract Time.
  2. Include a list of quantities of products required or eliminated and unit costs, with total amount of purchases and credits to be made. If requested, furnish survey data to substantiate quantities.
  3. Indicate applicable taxes, delivery charges, equipment rental, and amounts of trade discounts.
  4. Include costs of labor and supervision directly attributable to the change.
  5. Include an updated Contractor's Construction Schedule that indicates the effect of the change, including, but not limited to, changes in activity duration, start and finish times, and activity relationship. Use available total float before requesting an extension of the Contract Time.
  6. Comply with requirements in Division 1 Section "Product Requirements" if the proposed change requires substitution of one product or system for product or system specified.

#### 1.5 CHANGE ORDER PROCEDURES

- A. On Owner's approval of a Proposal Request, Architect will issue a Change Order for signatures of Owner and Contractor.

#### **PART 2 - PRODUCTS** (Not Used)

#### **PART 3 - EXECUTION** (Not Used)

#### **END OF SECTION 01 2600**

## SECTION 01 2900

### PAYMENT PROCEDURES

#### PART 1 - GENERAL

##### 1.1 RELATED DOCUMENTS

- A. Drawings and general provisions of the Contract, including General and Supplementary Conditions and other Division 1 Specification Sections, apply to this Section.

##### 1.2 SUMMARY

- A. This Section specifies administrative and procedural requirements necessary to prepare and process Applications for Payment.
- B. Related Sections include the following:
  - 1. Division 1 Section "Contract Modification Procedures" for administrative procedures for handling changes to the Contract.
  - 2. Division 1 Section "Construction Progress Documentation" for administrative requirements governing preparation and submittal of Contractor's Construction Schedule and Submittals Schedule.

##### 1.3 DEFINITIONS

- A. Schedule of Values: A statement furnished by Contractor allocating portions of the Contract Sum to various portions of the Work and used as the basis for reviewing Contractor's Applications for Payment.

##### 1.4 SCHEDULE OF VALUES

- A. Coordination: Coordinate preparation of the Schedule of Values with preparation of Contractor's Construction Schedule.
  - 1. Correlate line items in the Schedule of Values with other required administrative forms and schedules, including the following:
    - a. Application for Payment forms with Continuation Sheets.
    - b. Submittals Schedule.
    - c. Contractor's Construction Schedule.
    - d. Contractor to use Owner's forms for Application for Payment and Continuation Sheets.
  - 2. Submit the Schedule of Values to Architect at earliest possible date but no later than seven days before the date scheduled for submittal of initial Applications for Payment.
- B. Format and Content: Use the Project Manual table of contents as a guide to establish line items

for the Schedule of Values. Provide at least one line item for each Specification Section.

1. Identification: Include the following Project identification on the Schedule of Values:
  - a. Project name and location.
  - b. Name of Architect.
  - c. Contractor's name and address.
  - d. Date of submittal.
2. Submit draft of Owner's Application and Certificate for Payment with Continuation Sheets on forms standard with Provo City School District.
3. Provide a breakdown of the Contract Sum in enough detail to facilitate continued evaluation of Applications for Payment and progress reports. Coordinate with the Project Manual table of contents. Provide several line items for principal subcontract amounts, where appropriate. Include separate line items under required principal subcontracts for operation and maintenance manuals, punch list activities, Project Record Documents, and demonstration and training in the amount of 5 percent of the Contract Sum.
4. Round amounts to nearest whole dollar; total shall equal the Contract Sum.
5. Provide a separate line item in the Schedule of Values for each part of the Work where Applications for Payment may include materials or equipment purchased or fabricated and stored, but not yet installed.
  - a. Differentiate between items stored on-site and items stored off-site. If specified, include evidence of insurance or bonded warehousing.
6. Provide separate line items in the Schedule of Values for initial cost of materials, for each subsequent stage of completion, and for total installed value of that part of the Work.
7. Each item in the Schedule of Values and Applications for Payment shall be complete. Include total cost and proportionate share of general overhead and profit for each item.
  - a. Temporary facilities and other major cost items that are not direct cost of actual work-in-place may be shown either as separate line items in the Schedule of Values or distributed as general overhead expense, at Contractor's option.
8. Schedule Updating: Update and resubmit the Schedule of Values before the next Applications for Payment when Change Orders or Construction Change Directives result in a change in the Contract Sum.

#### 1.5 APPLICATIONS FOR PAYMENT

- A. Each Application for Payment shall be consistent with previous applications and payments as certified by Architect and paid for by Owner.
  1. Initial Application for Payment, Application for Payment at time of Substantial Completion, and final Application for Payment involve additional requirements.
- B. Payment Application Times: The date for each progress payment is indicated in the Agreement between Owner and Contractor. The period of construction Work covered by each Application for Payment is the period indicated in the Agreement.
- C. Payment Application Forms: Use Owner's Application and Certificate for Payment with Continuation Sheets on forms standard with Provo City School District.

- D. Application Preparation: Complete every entry on form. Notarize and execute by a person authorized to sign legal documents on behalf of Contractor. Architect will return incomplete applications without action.
1. Entries shall match data on the Schedule of Values and Contractor's Construction Schedule. Use updated schedules if revisions were made.
  2. Include amounts of Change Orders and Construction Change Directives issued before last day of construction period covered by application.
- E. Transmittal: Submit 2 signed and notarized original copies of each Application for Payment to Architect by a method ensuring receipt within 24 hours. One copy shall include waivers of lien and similar attachments if required.
1. Transmit each copy with a transmittal form listing attachments and recording appropriate information about application.
- F. Initial Application for Payment: Administrative actions and submittals that must precede or coincide with submittal of first Application for Payment include the following:
1. List of subcontractors.
  2. Schedule of Values.
  3. Contractor's Construction Schedule (preliminary if not final).
  4. Submittals Schedule (preliminary if not final).
- G. Application for Payment at Substantial Completion: After issuing the Certificate of Substantial Completion, submit an Application for Payment showing 100 percent completion for portion of the Work claimed as substantially complete.
1. Include documentation supporting claim that the Work is substantially complete and a statement showing an accounting of changes to the Contract Sum.
  2. This application shall reflect Certificates of Partial Substantial Completion issued previously for Owner occupancy of designated portions of the Work.
- H. Final Payment Application: Submit final Application for Payment with releases and supporting documentation not previously submitted and accepted, including, but not limited, to the following:
1. Evidence of completion of Project closeout requirements.
  2. Insurance certificates for products and completed operations where required and proof that taxes, fees, and similar obligations were paid.
  3. Updated final statement, accounting for final changes to the Contract Sum.
  4. AIA Document G706, "Contractor's Affidavit of Payment of Debts and Claims."
  5. AIA Document G706A, "Contractor's Affidavit of Release of Liens."
  6. AIA Document G707, "Consent of Surety to Final Payment."
  7. Evidence that claims have been settled.
  8. Final, liquidated damages settlement statement.

**PART 2 - PRODUCTS** (Not Used)

**PART 3 - EXECUTION** (Not Used)

**END OF SECTION 01 2900**

## SECTION 01 3100

### PROJECT MANAGEMENT AND COORDINATION

#### PART 1 - GENERAL

##### 1.1 RELATED DOCUMENTS

- A. Drawings and general provisions of the Contract, including General and Supplementary Conditions and other Division 1 Specification Sections, apply to this Section.

##### 1.2 SUMMARY

- A. This Section includes administrative provisions for coordinating construction operations on Project including, but not limited to, the following:
  - 1. Coordination Drawings.
  - 2. Administrative and supervisory personnel.
  - 3. Project meetings.
- B. Related Sections include the following:
  - 1. Division 1 Section "Construction Progress Documentation" for preparing and submitting Contractor's Construction Schedule.
  - 2. Division 1 Section "Execution Requirements" for procedures for coordinating general installation and field-engineering services, including establishment of benchmarks and control points.
  - 3. Division 1 Section "Closeout Procedures" for coordinating Contract closeout.

##### 1.3 COORDINATION

- A. Coordination: Coordinate construction operations included in different Sections of the Specifications to ensure efficient and orderly installation of each part of the Work. Coordinate construction operations, included in different Sections, which depend on each other for proper installation, connection, and operation.
  - 1. Schedule construction operations in sequence required to obtain the best results where installation of one part of the Work depends on installation of other components, before or after its own installation.
  - 2. Coordinate installation of different components with other contractors to ensure maximum accessibility for required maintenance, service, and repair.
  - 3. Make adequate provisions to accommodate items scheduled for later installation.
  - 4. Where availability of space is limited, coordinate installation of different components to ensure maximum performance and accessibility for required maintenance, service, and repair of all components, including mechanical and electrical.
- B. Prepare memoranda for distribution to each party involved, outlining special procedures required for coordination. Include such items as required notices, reports, and list of attendees at meetings.

1. Prepare similar memoranda for Owner and separate contractors if coordination of their Work is required.
- C. Administrative Procedures: Coordinate scheduling and timing of required administrative procedures with other construction activities and activities of other contractors to avoid conflicts and to ensure orderly progress of the Work. Such administrative activities include, but are not limited to, the following:
1. Preparation of Contractor's Construction Schedule.
  2. Preparation of the Schedule of Values.
  3. Installation and removal of temporary facilities and controls.
  4. Delivery and processing of submittals.
  5. Progress meetings.
  6. Preinstallation conferences.
  7. Project closeout activities.
  8. Startup and adjustment of systems.
  9. Project closeout activities.
- D. Conservation: Coordinate construction activities to ensure that operations are carried out with consideration given to conservation of energy, water, and materials.
1. Salvage materials and equipment involved in performance of, but not actually incorporated into, the Work. Refer to other Sections for disposition of salvaged materials that are designated as Owner's property.

#### 1.4 SUBMITTALS

- A. Coordination Drawings: Prepare Coordination Drawings if limited space availability necessitates maximum utilization of space for efficient installation of different components or if coordination is required for installation of products and materials fabricated by separate entities.
1. Content: Project-specific information, drawn accurately to scale. Do not base Coordination Drawings on reproductions of the Contract Documents or standard printed data. Include the following information, as applicable:
    - a. Indicate functional and spatial relationships of components of architectural, structural, civil, mechanical, and electrical systems.
    - b. Indicate required installation sequences.
    - c. Indicate dimensions shown on the Contract Drawings and make specific note of dimensions that appear to be in conflict with submitted equipment and minimum clearance requirements. Provide alternate sketches to Consultant Engineers for resolution of such conflicts. Minor dimension changes and difficult installations will not be considered changes to the Contract.
  2. Sheet Size: At least 8-1/2 by 11 inches but no larger than 30 by 40 inches.
  3. Number of Copies: Submit two opaque copies of each submittal. Architect will return one copy.
    - a. Submit five copies where Coordination Drawings are required for operation and maintenance manuals. Architect will retain two copies; remainder will be returned. Mark up and retain one returned copy as a Project Record Drawing.

4. Refer to individual Sections for Coordination Drawing requirements for Work in those Sections.
- B. Key Personnel Names: Within 3 days of starting construction operations, submit a list of key personnel assignments, including superintendent and other personnel in attendance at Project site. Identify individuals and their duties and responsibilities; list addresses and telephone numbers, including home and office telephone numbers. Provide names, addresses, and telephone numbers of individuals assigned as standbys in the absence of individuals assigned to Project.
1. Post copies of list in Project meeting room, in temporary field office, and by each temporary telephone. Keep list current at all times.
- C. Security Background Checks: All construction workers must provide the following for a security background check: Date of Birth, Driver License Number, and Social Security Number.

## 1.5 PROJECT MEETINGS

- A. General: Schedule and conduct meetings and conferences at Project site, unless otherwise indicated.
1. Attendees: Inform participants and others involved, and individuals whose presence is required, of date and time of each meeting. Notify Owner and Consultant Engineers of scheduled meeting dates and times.
  2. Agenda: Prepare the meeting agenda. Distribute the agenda to all invited attendees.
  3. Minutes: Record significant discussions and agreements achieved. Distribute the meeting minutes to everyone concerned, including Owner and Consultant Engineers, within three days of the meeting.
- B. Preconstruction Conference: Schedule a preconstruction conference before starting construction, at a time convenient to Owner and Architect, but no later than 3 days after execution of the Agreement. Hold the conference at Project site or another convenient location. Conduct the meeting to review responsibilities and personnel assignments.
1. Attendees: Authorized representatives of Owner, Architect, and their consultants; Contractor and its superintendent; major subcontractors; suppliers; and other concerned parties shall attend the conference. All participants at the conference shall be familiar with Project and authorized to conclude matters relating to the Work.
  2. Agenda: Discuss items of significance that could affect progress, including the following:
    - a. Tentative construction schedule.
    - b. Phasing.
    - c. Critical work sequencing and long-lead items.
    - d. Designation of key personnel and their duties.
    - e. Procedures for processing field decisions and Change Orders.
    - f. Procedures for requests for interpretations (RFIs).
    - g. Procedures for testing and inspecting.
    - h. Procedures for processing Applications for Payment.
    - i. Distribution of the Contract Documents.
    - j. Submittal procedures.
    - k. Preparation of Record Documents.
    - l. Use of the premises and existing building.
    - m. Work restrictions.



- n. Owner's occupancy requirements.
  - o. Responsibility for temporary facilities and controls.
  - p. Construction waste management and recycling.
  - q. Parking availability.
  - r. Office, work, and storage areas.
  - s. Equipment deliveries and priorities.
  - t. First aid.
  - u. Security.
  - v. Progress cleaning.
  - w. Working hours.
3. Minutes: Architect will record and distribute meeting minutes.
- C. Preinstallation Conferences: Conduct a preinstallation conference at Project site before each construction activity that requires coordination with other construction.
- 1. Attendees: Installer and representatives of manufacturers and fabricators involved in or affected by the installation and its coordination or integration with other materials and installations that have preceded or will follow, shall attend the meeting. Advise Architect of scheduled meeting dates.
  - 2. Agenda: Review progress of other construction activities and preparations for the particular activity under consideration, including requirements for the following:
    - a. The Contract Documents.
    - b. Options.
    - c. Related requests for interpretations (RFIs).
    - d. Related Change Orders.
    - e. Submittals.
    - f. Review of mockups.
    - g. Possible conflicts.
    - h. Compatibility problems.
    - i. Time schedules.
    - j. Manufacturer's written recommendations.
    - k. Warranty requirements.
    - l. Compatibility of materials.
    - m. Acceptability of substrates.
    - n. Installation procedures.
    - o. Coordination with other work.
    - p. Required performance results.
    - q. Protection of adjacent work.
    - r. Protection of construction and personnel.
  - 3. Record significant conference discussions, agreements, and disagreements, including required corrective measures and actions.
  - 4. Reporting: Distribute minutes of the meeting to each party present and to parties who should have been present.
  - 5. Do not proceed with installation if the conference cannot be successfully concluded. Initiate whatever actions are necessary to resolve impediments to performance of the Work and reconvene the conference at earliest feasible date.
- D. Progress Meetings: Conduct progress meetings at weekly intervals. Coordinate dates of meetings with preparation of payment requests.

1. Attendees: In addition to representatives of Owner and Architect, each contractor, subcontractor, supplier, and other entity concerned with current progress or involved in planning, coordination, or performance of future activities shall be represented at these meetings. All participants at the conference shall be familiar with Project and authorized to conclude matters relating to the Work.
2. Agenda: Review and correct or approve minutes of previous progress meeting. Review other items of significance that could affect progress. Include topics for discussion as appropriate to status of Project.
  - a. Contractor's Construction Schedule: Review progress since the last meeting. Determine whether each activity is on time, ahead of schedule, or behind schedule, in relation to Contractor's Construction Schedule. Determine how construction behind schedule will be expedited; secure commitments from parties involved to do so. Discuss whether schedule revisions are required to ensure that current and subsequent activities will be completed within the Contract Time.
    - 1) Review schedule for next period.
  - b. Review present and future needs of each entity present, including the following:
    - 1) Interface requirements.
    - 2) Sequence of operations.
    - 3) Status of submittals.
    - 4) Off-site fabrication.
    - 5) Site utilization.
    - 6) Work hours.
    - 7) Hazards and risks.
    - 8) Progress cleaning.
    - 9) Quality and work standards.
    - 10) Status of correction of deficient items.
    - 11) Field observations.
    - 12) Requests for interpretations (RFIs).
    - 13) Status of proposal requests.
    - 14) Pending changes.
    - 15) Status of Change Orders.
    - 16) Pending claims and disputes.
    - 17) Documentation of information for payment requests.
3. Minutes: Architect will record and distribute to Contractor the meeting minutes.
4. Reporting: Distribute minutes of the meeting to each party present and to parties who should have been present.
  - a. Schedule Updating: Revise Contractor's Construction Schedule after each progress meeting where revisions to the schedule have been made or recognized. Issue revised schedule concurrently with the report of each meeting.

**PART 2 - PRODUCTS** (Not Used)

**PART 3 - EXECUTION** (Not Used)

**END OF SECTION 01 3100**

## SECTION 01 3300

### SUBMITTAL PROCEDURES

#### PART 1 - GENERAL

##### 1.1 RELATED DOCUMENTS

- A. Drawings and general provisions of the Contract, including General and Supplementary Conditions and other Division 1 Specification Sections, apply to this Section.

##### 1.2 SUMMARY

- A. This Section includes administrative and procedural requirements for submitting Shop Drawings, Product Data, Samples, and other submittals.
- B. Related Sections include the following:
  - 1. Division 1 Section "Payment Procedures" for submitting Applications for Payment and the Schedule of Values.
  - 2. Division 1 Section "Project Management and Coordination" for submitting and distributing meeting and conference minutes and for submitting Coordination Drawings.
  - 3. Division 1 Section "Quality Requirements" for submitting test and inspection reports and for mockup requirements.
  - 4. Division 1 Section "Closeout Procedures" for submitting warranties.
  - 5. Division 1 Section "Project Record Documents" for submitting Record Drawings, Record Specifications, and Record Product Data.
  - 6. Divisions 2 through 33 Sections for specific requirements for submittals in those Sections.

##### 1.3 DEFINITIONS

- A. Action Submittals: Written and graphic information that requires Architect's responsive action.
- B. Informational Submittals: Written information that does not require Architect's responsive action. Submittals may be rejected for not complying with requirements.

##### 1.4 SUBMITTAL PROCEDURES

- A. General: Architect will not provide electronic copies of CAD Drawings of the Contract Drawings for Contractor's use in preparing submittals.
- B. Coordination: Coordinate preparation and processing of submittals with performance of construction activities.
  - 1. Coordinate each submittal with fabrication, purchasing, testing, delivery, other submittals, and related activities that requires sequential activity.
  - 2. Coordinate transmittal of different types of submittals for related parts of the Work so

processing will not be delayed because of need to review submittals concurrently for coordination.

- a. Architect reserves the right to withhold action on a submittal requiring coordination with other submittals until related submittals are received.

C. Submittals Schedule: Comply with requirements in Division 1 Section "Construction Progress Documentation" for list of submittals and time requirements for scheduled performance of related construction activities.

D. Processing Time: Allow enough time for submittal review, including time for resubmittals, as follows. Time for review shall commence on Architect's receipt of submittal. No extension of the Contract Time will be authorized because of failure to transmit submittals enough in advance of the Work to permit processing, including resubmittals.

1. Initial Review: Allow 15 days for initial review of each submittal. Allow additional time if coordination with subsequent submittals is required. Architect will advise Contractor when a submittal being processed must be delayed for coordination.
2. Intermediate Review: If intermediate submittal is necessary, process it in same manner as initial submittal.
3. Resubmittal Review: Allow 15 days for review of each resubmittal.
4. Sequential Review: Where sequential review of submittals by Architect's consultants, Owner, or other parties is indicated, allow 21 days for initial review of each submittal.
5. Insert list of submittals below requiring sequential review, or delete and identify submittals in Sections where they are specified. Structural, mechanical, plumbing, and electrical components are examples of the Work that often require sequential review.
6. Concurrent Consultant Review: Where the Contract Documents indicate that submittals may be transmitted simultaneously to Architect and to Architect's consultants, allow 15 days for review of each submittal. Submittal will be returned to Architect before being returned to Contractor.

E. Identification: Place a permanent label or title block on each submittal for identification.

1. Indicate name of firm or entity that prepared each submittal on label or title block.
2. Provide a space approximately 6 by 8 inches on label or beside title block to record Contractor's review and approval markings and action taken by Architect.
3. Include the following information on label for processing and recording action taken:

- a. Project name.
- b. Date.
- c. Name and address of Architect.
- d. Name and address of Contractor.
- e. Name and address of subcontractor.
- f. Name and address of supplier.
- g. Name of manufacturer.
- h. Submittal number or other unique identifier, including revision identifier.

- 1) Submittal number shall use Specification Section number followed by a decimal point and then a sequential number (e.g., 06100.01). Resubmittals shall include an alphabetic suffix after another decimal point (e.g., 06100.01.A).

- i. Number and title of appropriate Specification Section.
- j. Drawing number and detail references, as appropriate.

- k. Location(s) where product is to be installed, as appropriate.
  - l. Other necessary identification.
  
- F. Deviations: Highlight, encircle, or otherwise specifically identify deviations from the Contract Documents on submittals.
  
- G. Additional Copies: Unless additional copies are required for final submittal, and unless Architect observes noncompliance with provisions in the Contract Documents, initial submittal may serve as final submittal.
  - 1. Submit one copy of submittal to concurrent reviewer in addition to specified number of copies to Architect.
  - 2. Additional copies submitted for maintenance manuals will be marked with action taken and will be returned.
  
- H. Transmittal: Package each submittal individually and appropriately for transmittal and handling. Transmit each submittal using a transmittal form. Architect will return submittals, without review, received from sources other than Contractor.
  - 1. Transmittal Form: Use AIA Document G810 or as standard with Salt Lake County.
  - 2. Transmittal Form: Provide locations on form for the following information:
    - a. Project name.
    - b. Date.
    - c. Destination (To:).
    - d. Source (From:).
    - e. Names of subcontractor, manufacturer, and supplier.
    - f. Category and type of submittal.
    - g. Submittal purpose and description.
    - h. Specification Section number and title.
    - i. Drawing number and detail references, as appropriate.
    - j. Transmittal number, numbered consecutively.
    - k. Submittal and transmittal distribution record.
    - l. Remarks.
    - m. Signature of transmitter.
  - 3. On an attached separate sheet, prepared on Contractor's letterhead, record relevant information, requests for data, revisions other than those requested by Architect on previous submittals, and deviations from requirements in the Contract Documents, including minor variations and limitations. Include same label information as related submittal.
  
- I. Distribution: Furnish copies of final submittals to manufacturers, subcontractors, suppliers, fabricators, installers, and authorities having jurisdiction, and others as necessary for performance of construction activities. Show distribution on transmittal forms.
  
- J. Use for Construction: Use only final submittals with mark by Architect.

## PART 2 - PRODUCTS

### 2.1 ACTION SUBMITTALS

- A. Prepare and submit submittals required by individual Specification Sections. Types of submittals are indicated in individual Specification Sections.
  - 1. Email: Prepare submittals as PDF package, and transmit to Architect by sending via email. Include PDF transmittal form. Include information in email subject line as requested by Architect.
  
- B. Product Data: Collect information into a single submittal for each element of construction and type of product or equipment.
  - 1. If information must be specially prepared for submittal because standard printed data are not suitable for use, submit as Shop Drawings, not as Product Data.
  - 2. Mark each copy of each submittal to show which products and options are applicable.
  - 3. Include the following information, as applicable:
    - a. Manufacturer's written recommendations.
    - b. Manufacturer's product specifications.
    - c. Manufacturer's installation instructions.
    - d. Standard color charts.
    - e. Manufacturer's catalog cuts.
    - f. Wiring diagrams showing factory-installed wiring.
    - g. Printed performance curves.
    - h. Operational range diagrams.
    - i. Mill reports.
    - j. Standard product operation and maintenance manuals.
    - k. Compliance with specified referenced standards.
    - l. Testing by recognized testing agency.
    - m. Application of testing agency labels and seals.
    - n. Notation of coordination requirements.
  - 4. Submit Product Data before or concurrent with Samples.
  - 5. Number of Copies: Submit six copies of Product Data, unless otherwise indicated. Architect will return three (minimum) copies. Mark up and retain one returned copy as a Project Record Document.
  
- C. Shop Drawings: Prepare Project-specific information, drawn accurately to scale. Do not base Shop Drawings on reproductions of the Contract Documents or standard printed data.
  - 1. Preparation: Fully illustrate requirements in the Contract Documents. Include the following information, as applicable:
    - a. Dimensions.
    - b. Identification of products.
    - c. Fabrication and installation drawings.
    - d. Roughing-in and setting diagrams.
    - e. Wiring diagrams showing field-installed wiring, including power, signal, and control wiring.
    - f. Shopwork manufacturing instructions.

- g. Templates and patterns.
  - h. Schedules.
  - i. Design calculations.
  - j. Compliance with specified standards.
  - k. Notation of coordination requirements.
  - l. Notation of dimensions established by field measurement.
  - m. Relationship to adjoining construction clearly indicated.
  - n. Seal and signature of professional engineer if specified.
  - o. Wiring Diagrams: Differentiate between manufacturer-installed and field-installed wiring.
- D. Samples: Submit Samples for review of kind, color, pattern, and texture for a check of these characteristics with other elements and for a comparison of these characteristics between submittal and actual component as delivered and installed.
1. Transmit Samples that contain multiple, related components such as accessories together in one submittal package.
  2. Identification: Attach label on unexposed side of Samples that includes the following:
    - a. Generic description of Sample.
    - b. Product name and name of manufacturer.
    - c. Sample source.
    - d. Number and title of appropriate Specification Section.
  3. Disposition: Maintain sets of approved Samples at Project site, available for quality-control comparisons throughout the course of construction activity. Sample sets may be used to determine final acceptance of construction associated with each set.
    - a. Samples that may be incorporated into the Work are indicated in individual Specification Sections. Such Samples must be in an undamaged condition at time of use.
    - b. Samples not incorporated into the Work, or otherwise designated as Owner's property, are the property of Contractor.
  4. Samples for Initial Selection: Submit manufacturer's color charts consisting of units or sections of units showing the full range of colors, textures, and patterns available.
    - a. Number of Samples: Submit one full set(s) of available choices where color, pattern, texture, or similar characteristics are required to be selected from manufacturer's product line. Architect will return submittal with options selected.
  5. Samples for Verification: Submit full-size units or Samples of size indicated, prepared from same material to be used for the Work, cured and finished in manner specified, and physically identical with material or product proposed for use, and that show full range of color and texture variations expected. Samples include, but are not limited to, the following: partial sections of manufactured or fabricated components; small cuts or containers of materials; complete units of repetitively used materials; swatches showing color, texture, and pattern; color range sets; and components used for independent testing and inspection.
    - a. Number of Samples: Submit three sets of Samples. Architect will retain two Sample sets; remainder will be returned. Mark up and retain one returned Sample set as a Project Record Sample.

- 1) Submit a single Sample where assembly details, workmanship, fabrication techniques, connections, operation, and other similar characteristics are to be demonstrated.
  - 2) If variation in color, pattern, texture, or other characteristic is inherent in material or product represented by a Sample, submit at least three sets of paired units that show approximate limits of variations.
- E. Product Schedule or List: As required in individual Specification Sections, prepare a written summary indicating types of products required for the Work and their intended location. Include the following information in tabular form:
1. Type of product. Include unique identifier for each product.
  2. Number and name of room or space.
  3. Location within room or space.
  4. Number of Copies: Submit three copies of product schedule or list, unless otherwise indicated. Architect will return two copies.
    - a. Mark up and retain one returned copy as a Project Record Document.
- F. Contractor's Construction Schedule: Comply with requirements specified in Division 1 Section "Construction Progress Documentation" for Construction Manager's action.
- G. Submittals Schedule: Comply with requirements specified in Division 1 Section "Construction Progress Documentation."
- H. Application for Payment: Comply with requirements specified in Division 1 Section "Payment Procedures."
- I. Schedule of Values: Comply with requirements specified in Division 1 Section "Payment Procedures."
- J. Subcontract List: Prepare a written summary identifying individuals or firms proposed for each portion of the Work, including those who are to furnish products or equipment fabricated to a special design. Include the following information in tabular form:
1. Name, address, and telephone number of entity performing subcontract or supplying products.
  2. Number and title of related Specification Section(s) covered by subcontract.
  3. Drawing number and detail references, as appropriate, covered by subcontract.
  4. Number of Copies: Submit three copies of subcontractor list, unless otherwise indicated. Architect will return two copies.
    - a. Mark up and retain one returned copy as a Project Record Document.

## 2.2 INFORMATIONAL SUBMITTALS

- A. General: Prepare and submit Informational Submittals required by other Specification Sections.
1. Number of Copies: Submit two copies of each submittal, unless otherwise indicated. Architect will not return copies.
  2. Certificates and Certifications: Provide a notarized statement that includes signature of entity responsible for preparing certification. An officer shall sign certificates and certifications or other individual authorized to sign documents on behalf of that entity.



3. Test and Inspection Reports: Comply with requirements specified in Division 1 Section "Quality Requirements."
- B. Coordination Drawings: Comply with requirements specified in Division 1 Section "Project Management and Coordination."
- C. Contractor's Construction Schedule: Comply with requirements specified in Division 1 Section "Construction Progress Documentation."
- D. Qualification Data: Prepare written information that demonstrates capabilities and experience of firm or person. Include lists of completed projects with project names and addresses, names and addresses of Architect and owners, and other information specified.
- E. Welding Certificates: Prepare written certification that welding procedures and personnel comply with requirements in the Contract Documents. Submit record of Welding Procedure Specification (WPS) and Procedure Qualification Record (PQR) on AWS forms. Include names of firms and personnel certified.
- F. Installer Certificates: Prepare written statements on manufacturer's letterhead certifying that Installer complies with requirements in the Contract Documents and, where required, is authorized by manufacturer for this specific Project.
- G. Manufacturer Certificates: Prepare written statements on manufacturer's letterhead certifying that manufacturer complies with requirements in the Contract Documents. Include evidence of manufacturing experience where required.
- H. Product Certificates: Prepare written statements on manufacturer's letterhead certifying that product complies with requirements in the Contract Documents.
- I. Material Certificates: Prepare written statements on manufacturer's letterhead certifying that material complies with requirements in the Contract Documents.
- J. Material Test Reports: Prepare reports written by a qualified testing agency, on testing agency's standard form, indicating and interpreting test results of material for compliance with requirements in the Contract Documents.
- K. Product Test Reports: Prepare written reports indicating current product produced by manufacturer complies with requirements in the Contract Documents. Base reports on evaluation of tests performed by manufacturer and witnessed by a qualified testing agency, or on comprehensive tests performed by a qualified testing agency.
- L. Research/Evaluation Reports: Prepare written evidence, from a model code organization acceptable to authorities having jurisdiction, that product complies with building code in effect for Project. Include the following information:
  1. Name of evaluation organization.
  2. Date of evaluation.
  3. Time period when report is in effect.
  4. Product and manufacturers' names.
  5. Description of product.
  6. Test procedures and results.
  7. Limitations of use.

- M. Schedule of Tests and Inspections: Comply with requirements specified in Division 1 Section "Quality Requirements."
- N. Preconstruction Test Reports: Prepare reports written by a qualified testing agency, on testing agency's standard form, indicating and interpreting results of tests performed before installation of product, for compliance with performance requirements in the Contract Documents.
- O. Compatibility Test Reports: Prepare reports written by a qualified testing agency, on testing agency's standard form, indicating and interpreting results of compatibility tests performed before installation of product. Include written recommendations for primers and substrate preparation needed for adhesion.
- P. Field Test Reports: Prepare reports written by a qualified testing agency, on testing agency's standard form, indicating and interpreting results of field tests performed either during installation of product or after product is installed in its final location, for compliance with requirements in the Contract Documents.
- Q. Maintenance Data: Prepare written and graphic instructions and procedures for operation and normal maintenance of products and equipment. Comply with requirements specified in Division 1 Section "Operation and Maintenance Data."
- R. Design Data: Prepare written and graphic information, including, but not limited to, performance and design criteria, list of applicable codes and regulations, and calculations. Include list of assumptions and other performance and design criteria and a summary of loads. Include load diagrams if applicable. Provide name and version of software, if any, used for calculations. Include page numbers.
- S. Manufacturer's Instructions: Prepare written or published information that documents manufacturer's recommendations, guidelines, and procedures for installing or operating a product or equipment. Include name of product and name, address, and telephone number of manufacturer. Include the following, as applicable:
  - 1. Preparation of substrates.
  - 2. Required substrate tolerances.
  - 3. Sequence of installation or erection.
  - 4. Required installation tolerances.
  - 5. Required adjustments.
  - 6. Recommendations for cleaning and protection.
- T. Manufacturer's Field Reports: Prepare written information documenting factory-authorized service representative's tests and inspections. Include the following, as applicable:
  - 1. Name, address, and telephone number of factory-authorized service representative making report.
  - 2. Statement on condition of substrates and their acceptability for installation of product.
  - 3. Statement that products at Project site comply with requirements.
  - 4. Summary of installation procedures being followed, whether they comply with requirements and, if not, what corrective action was taken.
  - 5. Results of operational and other tests and a statement of whether observed performance complies with requirements.
  - 6. Statement whether conditions, products, and installation will affect warranty.
  - 7. Other required items indicated in individual Specification Sections.
- U. Insurance Certificates and Bonds: Prepare written information indicating current status of

insurance or bonding coverage. Include name of entity covered by insurance or bond, limits of coverage, amounts of deductibles, if any, and term of the coverage.

- V. Material Safety Data Sheets (MSDSs): Submit information directly to Owner; do not submit to Architect.
  - 1. Architect will not review submittals that include MSDSs and will return the entire submittal for resubmittal.

## 2.3 DELEGATED DESIGN

- A. Performance and Design Criteria: Where professional design services or certifications by a design professional are specifically required of Contractor by the Contract Documents, provide products and systems complying with specific performance and design criteria indicated.
  - 1. If criteria indicated are not sufficient to perform services or certification required, submit a written request for additional information to Architect.
- B. Delegated-Design Submittal: In addition to Shop Drawings, Product Data, and other required submittals, submit three copies of a statement, signed and sealed by the responsible design professional, for each product and system specifically assigned to Contractor to be designed or certified by a design professional.
  - 1. Indicate that products and systems comply with performance and design criteria in the Contract Documents. Include list of codes, loads, and other factors used in performing these services.

## PART 3 - EXECUTION

### 3.1 CONTRACTOR'S REVIEW

- A. Review each submittal and check for coordination with other Work of the Contract and for compliance with the Contract Documents. Note corrections and field dimensions. Mark with approval stamp before submitting to Architect.
- B. Approval Stamp: Stamp each submittal with a uniform, approval stamp. Include Project name and location, submittal number, Specification Section title and number, name of reviewer, date of Contractor's approval, and statement certifying that submittal has been reviewed, checked, and approved for compliance with the Contract Documents.

### 3.2 ARCHITECT'S / ACTION

- A. General: Architect will not review submittals that do not bear Contractor's approval stamp and will return them without action.
- B. Action Submittals: Architect will review each submittal, make marks to indicate corrections or modifications required, and return it. Architect will stamp each submittal with an action stamp and will mark stamp appropriately to indicate action taken, as follows:
- C. Informational Submittals: Architect will review each submittal and will not return it or will return it if it does not comply with requirements. Architect will forward each submittal to appropriate party.

- D. Partial submittals are not acceptable, will be considered nonresponsive, and will be returned without review.
- E. Submittals not required by the Contract Documents may not be reviewed and may be discarded.

**END OF SECTION 01 3300**

## SECTION 01 4000

### QUALITY REQUIREMENTS

#### PART 1 - GENERAL

##### 1.1 RELATED DOCUMENTS

- A. Drawings and general provisions of the Contract, including General and Supplementary Conditions and other Division 1 Specification Sections, apply to this Section.

##### 1.2 SUMMARY

- A. This Section includes administrative and procedural requirements for quality assurance and quality control.
- B. Testing and inspecting services are required to verify compliance with requirements specified or indicated. These services do not relieve Contractor of responsibility for compliance with the Contract Document requirements.
  - 1. Specific quality-assurance and -control requirements for individual construction activities are specified in the Sections that specify those activities. Requirements in those Sections may also cover production of standard products.
  - 2. Specified tests, inspections, and related actions do not limit Contractor's other quality-assurance and -control procedures that facilitate compliance with the Contract Document requirements.
  - 3. Requirements for Contractor to provide quality-assurance and -control services required by Architect, Owner, or authorities having jurisdiction are not limited by provisions of this Section.
- C. Related Sections include the following:
  - 1. Division 1 Section "Cutting and Patching" for repair and restoration of construction disturbed by testing and inspecting activities.
  - 2. Divisions 2 through 33 Sections for specific test and inspection requirements.

##### 1.3 DEFINITIONS

- A. Quality-Assurance Services: Activities, actions, and procedures performed before and during execution of the Work to guard against defects and deficiencies and substantiate that proposed construction will comply with requirements.
- B. Quality-Control Services: Tests, inspections, procedures, and related actions during and after execution of the Work to evaluate that actual products incorporated into the Work and completed construction comply with requirements. Services do not include contract enforcement activities performed by Architect.

- C. Preconstruction Testing: Tests and inspections that are performed specifically for the Project before products and materials are incorporated into the Work to verify performance or compliance with specified criteria.
- D. Product Testing: Tests and inspections that are performed by an NRTL, an NVLAP, or a testing agency qualified to conduct product testing and acceptable to authorities having jurisdiction, to establish product performance and compliance with industry standards.
- E. Source Quality-Control Testing: Tests and inspections that are performed at the source, i.e., plant, mill, factory, or shop.
- F. Field Quality-Control Testing: Tests and inspections that are performed on-site for installation of the Work and for completed Work.
- G. Testing Agency: An entity engaged to perform specific tests, inspections, or both. Testing laboratory shall mean the same as testing agency.
- H. Installer/Applicator/Erector: Contractor or another entity engaged by Contractor as an employee, Subcontractor, or Sub-subcontractor, to perform a particular construction operation, including installation, erection, application, and similar operations.
  - 1. Using a term such as "carpentry" does not imply that certain construction activities must be performed by accredited or unionized individuals of a corresponding generic name, such as "carpenter." It also does not imply that requirements specified apply exclusively to trades people of the corresponding generic name.
- I. Experienced: When used with an entity, "experienced" means having successfully completed a minimum of five previous projects similar in size and scope to this Project; being familiar with special requirements indicated; and having complied with requirements of authorities having jurisdiction.

#### 1.4 CONFLICTING REQUIREMENTS

- A. General: If compliance with two or more standards is specified and the standards establish different or conflicting requirements for minimum quantities or quality levels, comply with the most stringent requirement. Refer uncertainties and requirements that are different, but apparently equal, to Architect for a decision before proceeding.
- B. Minimum Quantity or Quality Levels: The quantity or quality level shown or specified shall be the minimum provided or performed. The actual installation may comply exactly with the minimum quantity or quality specified, or it may exceed the minimum within reasonable limits. To comply with these requirements, indicated numeric values are minimum or maximum, as appropriate, for the context of requirements. Refer uncertainties to Architect for a decision before proceeding.

#### 1.5 SUBMITTALS

- A. Reports: Prepare and submit certified written reports that include the following:
  - 1. Date of issue.
  - 2. Project title and number.
  - 3. Name, address, and telephone number of testing agency.

4. Dates and locations of samples and tests or inspections.
5. Names of individuals making tests and inspections.
6. Description of the Work and test and inspection method.
7. Identification of product and Specification Section.
8. Complete test or inspection data.
9. Test and inspection results and an interpretation of test results.
10. Record of temperature and weather conditions at time of sample taking and testing and inspecting.
11. Comments or professional opinion on whether tested or inspected Work complies with the Contract Document requirements.
12. Name and signature of laboratory inspector.
13. Recommendations on retesting and reinspecting.

## 1.6 QUALITY ASSURANCE

- A. General: Qualifications paragraphs in this Article establish the minimum qualification levels required; individual Specification Sections specify additional requirements.
- B. Installer Qualifications: A firm or individual experienced in installing, erecting, or assembling work similar in material, design, and extent to that indicated for this Project, whose work has resulted in construction with a record of successful in-service performance.
- C. Manufacturer Qualifications: A firm experienced in manufacturing products or systems similar to those indicated for this Project and with a record of successful in-service performance, as well as sufficient production capacity to produce required units.
- D. Fabricator Qualifications: A firm experienced in producing products similar to those indicated for this Project and with a record of successful in-service performance, as well as sufficient production capacity to produce required units.
- E. Professional Engineer Qualifications: A professional engineer who is legally qualified to practice in jurisdiction where Project is located and who is experienced in providing engineering services of the kind indicated. Engineering services are defined as those performed for installations of the system, assembly, or product that are similar to those indicated for this Project in material, design, and extent.
- F. Testing Agency Qualifications: An NRTL, an NVLAP, or an independent agency with the experience and capability to conduct testing and inspecting indicated, as documented according to ASTM E 548; and with additional qualifications specified in individual Sections; and where required by authorities having jurisdiction, that is acceptable to authorities.
  1. NRTL: A nationally recognized testing laboratory according to 29 CFR 1910.7.
  2. NVLAP: A testing agency accredited according to NIST's National Voluntary Laboratory Accreditation Program.
- G. Factory-Authorized Service Representative Qualifications: An authorized representative of manufacturer who is trained and approved by manufacturer to inspect installation of manufacturer's products that are similar in material, design, and extent to those indicated for this Project.

## 1.7 QUALITY CONTROL

- A. Owner Responsibilities: Where quality-control services are indicated as Owner's responsibility, Owner will engage a qualified testing agency to perform these services.
1. Owner will furnish Contractor with names, addresses, and telephone numbers of testing agencies engaged and a description of types of testing and inspecting they are engaged to perform.
  2. Costs for retesting and reinspecting construction that replaces or is necessitated by work that failed to comply with the Contract Documents will be charged to Contractor, and the Contract Sum will be adjusted by Change Order.
- B. Tests and inspections not explicitly assigned to Owner are Contractor's responsibility. Unless otherwise indicated, provide quality-control services specified and those required by authorities having jurisdiction. Perform quality-control services required of Contractor by authorities having jurisdiction, whether specified or not.
1. Where services are indicated as Contractor's responsibility, engage a qualified testing agency to perform these quality-control services.
    - a. Contractor shall not employ same entity engaged by Owner, unless agreed to in writing by Owner.
  2. Notify testing agencies at least 24 hours in advance of time when Work that requires testing or inspecting will be performed.
  3. Where quality-control services are indicated as Contractor's responsibility, submit a certified written report, in duplicate, of each quality-control service.
  4. Testing and inspecting requested by Contractor and not required by the Contract Documents are Contractor's responsibility.
  5. Submit additional copies of each written report directly to authorities having jurisdiction, when they so direct.
- C. Manufacturer's Field Services: Where indicated, engage a factory-authorized service representative to inspect field-assembled components and equipment installation, including service connections. Report results in writing as specified in Division 1 Section "Submittal Procedures."
- D. Retesting/Reinspecting: Regardless of whether original tests or inspections were Contractor's responsibility, provide quality-control services, including retesting and reinspecting, for construction that replaced Work that failed to comply with the Contract Documents.
- E. Testing Agency Responsibilities: Cooperate with Architect and Contractor in performance of duties. Provide qualified personnel to perform required tests and inspections.
1. Notify Architect and Contractor promptly of irregularities or deficiencies observed in the Work during performance of its services.
  2. Determine the location from which test samples will be taken and in which in-situ tests are conducted.
  3. Conduct and interpret tests and inspections and state in each report whether tested and inspected work complies with or deviates from requirements.
  4. Submit a certified written report, in duplicate, of each test, inspection, and similar quality-control service through Contractor.



5. Do not release, revoke, alter, or increase the Contract Document requirements or approve or accept any portion of the Work.
6. Do not perform any duties of Contractor.

F. Associated Services: Cooperate with agencies performing required tests, inspections, and similar quality-control services, and provide reasonable auxiliary services as requested. Notify agency sufficiently in advance of operations to permit assignment of personnel. Provide the following:

1. Access to the Work.
2. Incidental labor and facilities necessary to facilitate tests and inspections.
3. Adequate quantities of representative samples of materials that require testing and inspecting. Assist agency in obtaining samples.
4. Facilities for storage and field curing of test samples.
5. Delivery of samples to testing agencies.
6. Preliminary design mix proposed for use for material mixes that require control by testing agency.
7. Security and protection for samples and for testing and inspecting equipment at Project site.

G. Coordination: Coordinate sequence of activities to accommodate required quality-assurance and -control services with a minimum of delay and to avoid necessity of removing and replacing construction to accommodate testing and inspecting.

1. Schedule times for tests, inspections, obtaining samples, and similar activities.

H. Schedule of Tests and Inspections: Prepare a schedule of tests, inspections, and similar quality-control services required by the Contract Documents. Submit schedule within seven days of date established for the Notice to Proceed.

1. Distribution: Distribute schedule to Owner, Architect, testing agencies, and each party involved in performance of portions of the Work where tests and inspections are required.

## 1.8 SPECIAL TESTS AND INSPECTIONS

A. Special Tests and Inspections: Conducted by a qualified testing agency and/or special inspector as required by authorities having jurisdiction, as indicated in individual Specification Sections, and as follows:

1. Verifying that manufacturer maintains detailed fabrication and quality control procedures and reviewing the completeness and adequacy of those procedures to perform the Work.
2. Notifying Architect and Contractor promptly of irregularities and deficiencies observed in the Work during performance of its services.
3. Submitting a certified written report of each test, inspection, and similar quality-control service to Architect with copy to Contractor and to authorities having jurisdiction.
4. Submitting a final report of special tests and inspections at Substantial Completion, which includes a list of unresolved deficiencies.
5. Interpreting tests and inspections and stating in each report whether tested and inspected work complies with or deviates from the Contract Documents.
6. Retesting and reinspecting corrected work.

**PART 2 - PRODUCTS (Not Used)**

**PART 3 - EXECUTION**

3.1 TEST AND INSPECTION LOG

- A. Prepare a record of tests and inspections. Include the following:
  - 1. Date test or inspection was conducted.
  - 2. Description of the Work tested or inspected.
  - 3. Date test or inspection results were transmitted to Architect.
  - 4. Identification of testing agency or special inspector conducting test or inspection.
- B. Maintain log at Project site. Post changes and modifications as they occur. Provide access to test and inspection log for Architect's reference during normal working hours.

3.2 REPAIR AND PROTECTION

- A. General: On completion of testing, inspecting, sample taking, and similar services, repair damaged construction and restore substrates and finishes.
  - 1. Provide materials and comply with installation requirements specified in other Specification Sections. Restore patched areas and extend restoration into adjoining areas with durable seams that are as invisible as possible.
  - 2. Comply with the Contract Document requirements for Division 1 Section "Cutting and Patching."
- B. Protect construction exposed by or for quality-control service activities.
- C. Repair and protection are Contractor's responsibility, regardless of the assignment of responsibility for quality-control services.

**END OF SECTION 01 4000**

## SECTION 01 4200

### REFERENCES

#### PART 1 - GENERAL

##### 1.1 RELATED DOCUMENTS

- A. Drawings and general provisions of the Contract, including General and Supplementary Conditions and other Division 1 Specification Sections, apply to this Section.

##### 1.2 DEFINITIONS

- A. General: Basic Contract definitions are included in the Conditions of the Contract.
- B. "Approved": When used to convey Architect's action on Contractor's submittals, applications, and requests, "approved" is limited to Architect's duties and responsibilities as stated in the Conditions of the Contract.
- C. "Directed": A command or instruction by Architect. Other terms including "requested," "authorized," "selected," "approved," "required," and "permitted" have the same meaning as "directed."
- D. "Indicated": Requirements expressed by graphic representations or in written form on Drawings, in Specifications, and in other Contract Documents. Other terms including "shown," "noted," "scheduled," and "specified" have the same meaning as "indicated."
- E. "Regulations": Laws, ordinances, statutes, and lawful orders issued by authorities having jurisdiction, and rules, conventions, and agreements within the construction industry that control performance of the Work.
- F. "Furnish": Supply and deliver to Project site, ready for unloading, unpacking, assembly, installation, and similar operations.
- G. "Install": Operations at Project site including unloading, temporarily storing, unpacking, assembling, erecting, placing, anchoring, applying, working to dimension, finishing, curing, protecting, cleaning, and similar operations.
- H. "Provide": Furnish and install, complete and ready for the intended use.
- I. "Project Site": Space available for performing construction activities. The extent of Project site is shown on Drawings and may or may not be identical with the description of the land on which Project is to be built.

### 1.3 INDUSTRY STANDARDS

- A. Applicability of Standards: Unless the Contract Documents include more stringent requirements, applicable construction industry standards have the same force and effect as if bound or copied directly into the Contract Documents to the extent referenced. Such standards are made a part of the Contract Documents by reference.
- B. Publication Dates: Comply with standards in effect as of date of the Contract Documents, unless otherwise indicated.
- C. Copies of Standards: Each entity engaged in construction on Project should be familiar with industry standards applicable to its construction activity. Copies of applicable standards are not bound with the Contract Documents.
- D. Abbreviations and Acronyms for Standards and Regulations: Where abbreviations and acronyms are used in Specifications or other Contract Documents, they shall mean the recognized name of the standards and regulations in the following list. Names, telephone numbers, and Web-site addresses are subject to change and are believed to be accurate and up-to-date as of the date of the Contract Documents.

ADAAG	Americans with Disabilities Act (ADA) Accessibility Guidelines for Buildings and Facilities Available from Access Board <a href="http://www.access-board.gov">www.access-board.gov</a>	(800) 872-2253 (202) 272-0080
CFR	Code of Federal Regulations Available from Government Printing Office <a href="http://www.access.gpo.gov/nara/cfr">www.access.gpo.gov/nara/cfr</a>	(888) 293-6498 (202) 512-1530
CRD	Handbook for Concrete and Cement Available from Army Corps of Engineers Waterways Experiment Station <a href="http://www.wes.army.mil">www.wes.army.mil</a>	(601) 634-2355
DOD	Department of Defense Military Specifications and Standards Available from Department of Defense Single Stock Point <a href="http://www.dodssp.daps.mil">www.dodssp.daps.mil</a>	(215) 697-6257
DSCC	Defense Supply Center Columbus (See FS)	
FED-STD	Federal Standard (See FS)	
FS	Federal Specification Available from Department of Defense Single Stock Point <a href="http://www.dodssp.daps.mil">www.dodssp.daps.mil</a>	(215) 697-6257

	Available from General Services Administration	(202) 501-1021
	<a href="http://www.fss.gsa.gov">www.fss.gsa.gov</a>	
	Available from National Institute of Building Sciences	(202) 289-7800
	<a href="http://www.nibs.org">www.nibs.org</a>	
FTMS	Federal Test Method Standard (See FS)	
MIL	See MILSPEC	
MS MIL	See MILSPEC	
MILSPEC	Military Specification and Standards	(215) 697-6257
	Available from Department of Defense Single Stock Point	
	<a href="http://www.dodssp.daps.mil">www.dodssp.daps.mil</a>	
UFAS	Uniform Federal Accessibility Standards	(800) 872-2253
	Available from Access Board	(202) 272-0080
	<a href="http://www.access-board.gov">www.access-board.gov</a>	

#### 1.4 ABBREVIATIONS AND ACRONYMS

- A. Industry Organizations: Where abbreviations and acronyms are used in Specifications or other Contract Documents, they shall mean the recognized name of the entities indicated in Gale Research's "Encyclopedia of Associations" or in Columbia Books' "National Trade & Professional Associations of the U.S."
- B. Code Agencies: Where abbreviations and acronyms are used in Specifications or other Contract Documents, they shall mean the recognized name of the entities in the following list. Names, telephone numbers, and Web-site addresses are subject to change and are believed to be accurate and up-to-date as of the date of the Contract Documents.
- |       |  |                |
|-------|--|----------------|
| BOCA  | BOCA International, Inc.<br>(See ICC)                          |                |
| CABO  | Council of American Building Officials<br>(See ICC)            |                |
| IAPMO | International Association of Plumbing and Mechanical Officials | (909) 472-4100 |
|       | <a href="http://www.iapmo.org">www.iapmo.org</a>               |                |
| ICBO  | International Conference of Building Officials<br>(See ICC)    |                |

ICBO ES	ICBO Evaluation Service, Inc. (See ICC-ES)	
ICC	International Code Council  (Formerly: CABO - Council of American Building Officials) <a href="http://www.iccsafe.org">www.iccsafe.org</a>	(703) 931-4533
ICC-ES	ICC Evaluation Service, Inc.  <a href="http://www.icc-es.org">www.icc-es.org</a>	(800) 423-6587 (562) 699-0543
SBCCI	Southern Building Code Congress International, Inc. (See ICC)	

C. State Government Agencies: Where abbreviations and acronyms are used in Specifications or other Contract Documents, they shall mean the recognized name of the entities in the following list. Names, telephone numbers, and Web-site addresses are subject to change and are believed to be accurate and up-to-date as of the date of the Contract Documents.

CBHF	State of California, Department of Consumer Affairs  Bureau of Home Furnishings and Thermal Insulation  <a href="http://www.dca.ca.gov/bhfti">www.dca.ca.gov/bhfti</a>	(800) 952-5210 (916) 574-2041
CPUC	California Public Utilities Commission  <a href="http://www.cpuc.ca.gov">www.cpuc.ca.gov</a>	(415) 703-2782
TFS	Texas Forest Service  Forest Products Laboratory <a href="http://www.txforestservation.tamu.edu">www.txforestservation.tamu.edu</a>	(936) 639-8180

**PART 2 - PRODUCTS** (Not Used)

**PART 3 - EXECUTION** (Not Used)

**END OF SECTION 01 4200**

## SECTION 01 5000

### TEMPORARY FACILITIES AND CONTROLS

#### PART 1 - GENERAL

##### 1.1 RELATED DOCUMENTS

- A. Drawings and general provisions of the Contract, including General and Supplementary Conditions and other Division 1 Specification Sections, apply to this Section.

##### 1.2 SUMMARY

- A. This Section includes requirements for temporary utilities, support facilities, and security and protection facilities.

##### 1.3 USE CHARGES

- A. Water Service: Water from Owner's existing water system is available for use without metering and without payment of use charges. Provide connections and extensions of services as required for construction operations.
- B. Electric Power Service: Electric power from Owner's existing system is available for use without metering and without payment of use charges. Provide connections and extensions of services as required for construction operations.

##### 1.4 SUBMITTALS

- A. Site Plan: Show temporary facilities, utility hookups, staging areas, and parking areas for construction personnel.

##### 1.5 QUALITY ASSURANCE

- A. Tests and Inspections: Arrange for authorities having jurisdiction to test and inspect each temporary utility before use. Obtain required certifications and permits.

##### 1.6 PROJECT CONDITIONS

- A. Temporary Use of Permanent Facilities: Installer of each permanent service shall assume responsibility for operation, maintenance, and protection of each permanent service during its use as a construction facility before Owner's acceptance, regardless of previously assigned responsibilities.

## **PART 2 - PRODUCTS**

### **2.1 MATERIALS**

- A. Portable Chain-Link Fencing: Minimum 2-inch, 9-gage, galvanized steel, chain-link fabric fencing; minimum 6 feet high with galvanized steel pipe posts; minimum 2-3/8-inch- OD line posts and 2-7/8-inch- OD corner and pull posts, with 1-5/8-inch- OD top and bottom rails. Provide galvanized steel bases for supporting posts.
- B. Lumber and Plywood: Comply with requirements in Division 6 Section "Rough Carpentry."
- C. Paint: Comply with requirements in Division 9 painting Sections.

### **2.2 EQUIPMENT**

- A. Fire Extinguishers: Portable, UL rated; with class and extinguishing agent as required by locations and classes of fire exposures.

## **PART 3 - EXECUTION**

### **3.1 INSTALLATION, GENERAL**

- A. Locate facilities where they will serve Project adequately and result in minimum interference with performance of the Work. Relocate and modify facilities as required by progress of the Work.
- B. Provide each facility ready for use when needed to avoid delay. Do not remove until facilities are no longer needed or are replaced by authorized use of completed permanent facilities.
- C. Sanitary Facilities: Provide temporary toilets, wash facilities, and drinking water for use of construction personnel. Comply with requirements of authorities having jurisdiction for type, number, location, operation, and maintenance of fixtures and facilities. Facilities within the Oxbow Jail will not be available for the Contractor's use.
- D. Covered Walkway: Erect protective, covered walkway for passage of individuals through or adjacent to Project site. Coordinate with entrance gates, other facilities, and obstructions. Comply with regulations of authorities having jurisdiction and requirements indicated on Drawings.
  - 1. Provide overhead decking, protective enclosure walls, handrails, barricades, warning signs, exit signs, lights, safe and well-drained walkways, and similar provisions for protection and safe passage.
  - 2. Paint and maintain appearance of walkway for duration of the Work.

### **3.2 OPERATION, TERMINATION, AND REMOVAL**

- A. Maintenance: Maintain facilities in good operating condition until removal.
  - 1. Maintain operation of temporary enclosures, heating, cooling, humidity control,



ventilation, and similar facilities on a 24-hour basis where required to achieve indicated results and to avoid possibility of damage.

- B. Temporary Facility Changeover: Do not change over from using temporary security and protection facilities to permanent facilities until Substantial Completion.
- C. Termination and Removal: Remove each temporary facility when need for its service has ended, when it has been replaced by authorized use of a permanent facility, or no later than Substantial Completion. Complete or, if necessary, restore permanent construction that may have been delayed because of interference with temporary facility. Repair damaged Work, clean exposed surfaces, and replace construction that cannot be satisfactorily repaired.
  - 1. Materials and facilities that constitute temporary facilities are property of Contractor. Owner reserves right to take possession of Project identification signs.
  - 2. At Substantial Completion, clean and renovate permanent facilities used during construction period. Comply with final cleaning requirements specified in Division 1 Section "Closeout Procedures."

**END OF SECTION 01 5000**

## SECTION 01 6000

### PRODUCT REQUIREMENTS

#### PART 1 - GENERAL

##### 1.1 RELATED DOCUMENTS

- A. Drawings and general provisions of the Contract, including General and Supplementary Conditions and other Division 1 Specification Sections, apply to this Section.

##### 1.2 SUMMARY

- A. This Section includes administrative and procedural requirements for selection of products for use in Project; product delivery, storage, and handling; manufacturers' standard warranties on products; special warranties; product substitutions; and comparable products.
- B. Related Sections include the following:
  - 1. Division 01 Section "References" for applicable industry standards for products specified.
  - 2. Division 01 Section "Closeout Procedures" for submitting warranties for Contract closeout.
  - 3. Divisions 02 through 33 Sections for specific requirements for warranties on products and installations specified to be warranted.

##### 1.3 DEFINITIONS

- A. Products: Items purchased for incorporating into the Work, whether purchased for Project or taken from previously purchased stock. The term "product" includes the terms "material," "equipment," "system," and terms of similar intent.
  - 1. Named Products: Items identified by manufacturer's product name, including make or model number or other designation shown or listed in manufacturer's published product literature, that is current as of date of the Contract Documents.
  - 2. New Products: Items that have not previously been incorporated into another project or facility, except that products consisting of recycled-content materials are allowed, unless explicitly stated otherwise. Products salvaged or recycled from other projects are not considered new products.
  - 3. Comparable Product: Product that is demonstrated and approved through submittal process, or where indicated as a product substitution, to have the indicated qualities related to type, function, dimension, in-service performance, physical properties, appearance, and other characteristics that equal or exceed those of specified product.
- B. Substitutions: Changes in products, materials, equipment, and methods of construction from those required by the Contract Documents and proposed by Contractor.

## 1.4 SUBMITTALS

- A. Substitution Requests: Submit three copies of each request for consideration. Identify product or fabrication or installation method to be replaced. Include Specification Section number and title and Drawing numbers and titles.
1. Substitution Request Form: Use CSI Form 13.1A.
  2. Documentation: Show compliance with requirements for substitutions and the following, as applicable:
    - a. Statement indicating why specified material or product cannot be provided.
    - b. Coordination information, including a list of changes or modifications needed to other parts of the Work and to construction performed by Owner and separate contractors, that will be necessary to accommodate proposed substitution.
    - c. Detailed comparison of significant qualities of proposed substitution with those of the Work specified. Significant qualities may include attributes such as performance, weight, size, durability, visual effect, and specific features and requirements indicated.
    - d. Product Data, including drawings and descriptions of products and fabrication and installation procedures.
    - e. Samples, where applicable or requested.
    - f. Cost information, including a proposal of change, if any, in the Contract Sum.
    - g. Contractor's certification that proposed substitution complies with requirements in the Contract Documents and is appropriate for applications indicated.
    - h. Contractor's waiver of rights to additional payment or time that may subsequently become necessary because of failure of proposed substitution to produce indicated results.
  3. Architect's Action: If necessary, Architect will request additional information or documentation for evaluation within 7 days of receipt of a request for substitution. Architect will notify Contractor of acceptance or rejection of proposed substitution within 15 days of receipt of request, or 7 days of receipt of additional information or documentation, whichever is later.
    - a. Form of Acceptance: Change Order.
    - b. Use product specified if Architect cannot make a decision on use of a proposed substitution within time allocated.
- B. Comparable Product Requests: Submit three copies of each request for consideration. Identify product or fabrication or installation method to be replaced. Include Specification Section number and title and Drawing numbers and titles.
1. Architect Action: If necessary, Architect will request additional information or documentation for evaluation within one week of receipt of a comparable product request. Architect will notify Contractor of approval or rejection of proposed comparable product request within 15 days of receipt of request, or 7 days of receipt of additional information or documentation, whichever is later.
    - a. Form of Approval: As specified in Division 1 Section "Submittal Procedures."
    - b. Use product specified if Architect cannot make a decision on use of a comparable product request within time allocated.

## 1.5 QUALITY ASSURANCE

- A. Compatibility of Options: If Contractor is given option of selecting between two or more products for use on Project, product selected shall be compatible with products previously selected, even if previously selected products were also options.

## 1.6 PRODUCT DELIVERY, STORAGE, AND HANDLING

- A. Deliver, store, and handle products using means and methods that will prevent damage, deterioration, and loss, including theft. Comply with manufacturer's written instructions.

- B. Delivery and Handling:

1. Schedule delivery to minimize long-term storage at Project site and to prevent overcrowding of construction spaces.
2. Coordinate delivery with installation time to ensure minimum holding time for items that are flammable, hazardous, easily damaged, or sensitive to deterioration, theft, and other losses.
3. Deliver products to Project site in an undamaged condition in manufacturer's original sealed container or other packaging system, complete with labels and instructions for handling, storing, unpacking, protecting, and installing.
4. Inspect products on delivery to ensure compliance with the Contract Documents and to ensure that products are undamaged and properly protected.

- C. Storage:

1. Store products to allow for inspection and measurement of quantity or counting of units.
2. Store materials in a manner that will not endanger Project structure.
3. Store products that are subject to damage by the elements, under cover in a weathertight enclosure above ground, with ventilation adequate to prevent condensation.
4. Store cementitious products and materials on elevated platforms.
5. Store foam plastic from exposure to sunlight, except to extent necessary for period of installation and concealment.
6. Comply with product manufacturer's written instructions for temperature, humidity, ventilation, and weather-protection requirements for storage.
7. Protect stored products from damage and liquids from freezing.
8. Provide a secure location and enclosure at Project site for storage of materials and equipment by Owner's construction forces. Coordinate location with Owner.

## 1.7 PRODUCT WARRANTIES

- A. Warranties specified in other Sections shall be in addition to, and run concurrent with, other warranties required by the Contract Documents. Manufacturer's disclaimers and limitations on product warranties do not relieve Contractor of obligations under requirements of the Contract Documents.

1. **Manufacturer's Warranty:** Preprinted written warranty published by individual manufacturer for a particular product and specifically endorsed by manufacturer to Owner.
2. **Special Warranty:** Written warranty required by or incorporated into the Contract

Documents, either to extend time limit provided by manufacturer's warranty or to provide more rights for Owner.

- B. Special Warranties: Prepare a written document that contains appropriate terms and identification, ready for execution. Submit a draft for approval before final execution.
  - 1. Manufacturer's Standard Form: Modified to include Project-specific information and properly executed.
  - 2. Refer to Divisions 2 through 16 Sections for specific content requirements and particular requirements for submitting special warranties.
- C. Submittal Time: Comply with requirements in Division 1 Section "Closeout Procedures."

## **PART 2 - PRODUCTS**

### 2.1 PRODUCT SELECTION PROCEDURES

- A. General Product Requirements: Provide products that comply with the Contract Documents, that are undamaged and, unless otherwise indicated, that are new at time of installation.
  - 1. Provide products complete with accessories, trim, finish, fasteners, and other items needed for a complete installation and indicated use and effect.
  - 2. Standard Products: If available, and unless custom products or nonstandard options are specified, provide standard products of types that have been produced and used successfully in similar situations on other projects.
  - 3. Owner reserves the right to limit selection to products with warranties not in conflict with requirements of the Contract Documents.
  - 4. Where products are accompanied by the term "as selected," Architect will make selection.
  - 5. Where products are accompanied by the term "match sample," sample to be matched is Architect.
  - 6. Descriptive, performance, and reference standard requirements in the Specifications establish "salient characteristics" of products.
  - 7. Or Equal: Where products are specified by name and accompanied by the term "or equal" or "or approved equal" or "or approved," comply with provisions in Part 2 "Comparable Products" Article to obtain approval for use of an unnamed product.
- B. Product Selection Procedures:
  - 1. Product: Where Specifications name a single product and manufacturer, provide the named product that complies with requirements.
  - 2. Products: Where Specifications include a list of names of both products and manufacturers, provide one of the products listed that complies with requirements.
  - 3. Manufacturers: Where Specifications include a list of manufacturers' names, provide a product by one of the manufacturers listed that complies with requirements.
  - 4. Available Products: Where Specifications include a list of names of both products and manufacturers, provide one of the products listed, or an unnamed product, that complies with requirements. Comply with provisions in Part 2 "Comparable Products" Article for consideration of an unnamed product.
  - 5. Available Manufacturers: Where Specifications include a list of manufacturers, provide a product by one of the manufacturers listed, or an unnamed manufacturer, that complies

with requirements. Comply with provisions in Part 2 "Comparable Products" Article for consideration of an unnamed product.

6. Visual Matching Specification: Where Specifications require matching an established Sample, select a product that complies with requirements and matches Architect sample. Architect decision will be final on whether a proposed product matches.
  - a. If no product available within specified category matches and complies with other specified requirements, comply with provisions in Part 2 "Product Substitutions" Article for proposal of product.

## 2.2 PRODUCT SUBSTITUTIONS

- A. Timing: Architect will consider requests for substitution if received within 60 days after the Notice to Proceed. Requests received after that time may be considered or rejected at discretion of Architect.
- B. Conditions: Architect will consider Contractor's request for substitution when the following conditions are satisfied. If the following conditions are not satisfied, Architect will return requests without action, except to record noncompliance with these requirements:
  1. Requested substitution offers Owner a substantial advantage in cost, time, energy conservation, or other considerations, after deducting additional responsibilities Owner must assume. Owner's additional responsibilities may include compensation to Architect for redesign and evaluation services, increased cost of other construction by Owner, and similar considerations.
  2. Requested substitution does not require extensive revisions to the Contract Documents.
  3. Requested substitution is consistent with the Contract Documents and will produce indicated results.
  4. Substitution request is fully documented and properly submitted.
  5. Requested substitution will not adversely affect Contractor's Construction Schedule.
  6. Requested substitution has received necessary approvals of authorities having jurisdiction.
  7. Requested substitution is compatible with other portions of the Work.
  8. Requested substitution has been coordinated with other portions of the Work.
  9. Requested substitution provides specified warranty.

## 2.3 COMPARABLE PRODUCTS

- A. Conditions: Architect will consider Contractor's request for comparable product when the following conditions are satisfied. If the following conditions are not satisfied, Architect will return requests without action, except to record noncompliance with these requirements:
  1. Evidence that the proposed product does not require extensive revisions to the Contract Documents, that it is consistent with the Contract Documents and will produce the indicated results, and that it is compatible with other portions of the Work.
  2. Detailed comparison of significant qualities of proposed product with those named in the Specifications. Significant qualities include attributes such as performance, weight, size, durability, visual effect, and specific features and requirements indicated.
  3. Evidence that proposed product provides specified warranty.

4. List of similar installations for completed projects with project names and addresses and names and addresses of Architects and owners, if requested.
5. Samples, if requested.

**PART 3 - EXECUTION** (Not Used)

**END OF SECTION 01 6000**

## **SECTION 01 7300**

### **EXECUTION REQUIREMENTS**

#### **PART 1 - GENERAL**

##### **1.1 RELATED DOCUMENTS**

- A. Drawings and general provisions of the Contract, including General and Supplementary Conditions and other Division 1 Specification Sections, apply to this Section.

##### **1.2 SUMMARY**

- A. This Section includes general procedural requirements governing execution of the Work including, but not limited to, the following:
  - 1. Construction layout.
  - 2. General installation of products.
  - 3. Progress cleaning.
  - 4. Starting and adjusting.
  - 5. Protection of installed construction.
  - 6. Correction of the Work.
- B. Related Sections include the following:
  - 1. Division 1 Section "Cutting and Patching" for procedural requirements for cutting and patching necessary for the installation or performance of other components of the Work.

#### **PART 2 - PRODUCTS (Not Used)**

#### **PART 3 - EXECUTION**

##### **3.1 EXAMINATION**

- A. Existing Conditions: The existence and location of site improvements, utilities, and other construction indicated as existing are not guaranteed. Before beginning work, investigate and verify the existence and location of mechanical and electrical systems and other construction affecting the Work.
  - 1. Before construction, verify the location and points of connection of utility services.
- B. Acceptance of Conditions: Examine substrates, areas, and conditions, with Installer or Applicator present where indicated, for compliance with requirements for installation tolerances and other conditions affecting performance. Record observations.



1. Written Report: Where a written report listing conditions detrimental to performance of the Work is required by other Sections, include the following:
  - a. Description of the Work.
  - b. List of detrimental conditions, including substrates.
  - c. List of unacceptable installation tolerances.
  - d. Recommended corrections.
2. Verify compatibility with and suitability of substrates, including compatibility with existing finishes or primers.
3. Examine roughing-in for mechanical and electrical systems to verify actual locations of connections before equipment and fixture installation.
4. Examine walls, floors, and roofs for suitable conditions where products and systems are to be installed.
5. Proceed with installation only after unsatisfactory conditions have been corrected. Proceeding with the Work indicates acceptance of surfaces and conditions.

### 3.2 PREPARATION

- A. Field Measurements: Take field measurements as required to fit the Work properly. Recheck measurements before installing each product. Where portions of the Work are indicated to fit to other construction, verify dimensions of other construction by field measurements before fabrication. Coordinate fabrication schedule with construction progress to avoid delaying the Work.
- B. Space Requirements: Verify space requirements and dimensions of items shown diagrammatically on Drawings.
- C. Review of Contract Documents and Field Conditions: Immediately on discovery of the need for clarification of the Contract Documents, submit a request for information to Architect. Include a detailed description of problem encountered, together with recommendations for changing the Contract Documents. Submit requests on CSI Form 13.2A, "Request for Interpretation."

### 3.3 INSTALLATION

- A. General: Locate the Work and components of the Work accurately, in correct alignment and elevation, as indicated.
  1. Make vertical work plumb and make horizontal work level.
  2. Where space is limited, install components to maximize space available for maintenance and ease of removal for replacement.
  3. Conceal pipes, ducts, and wiring in finished areas, unless otherwise indicated.
  4. Maintain minimum headroom clearance of 8 feet in spaces without a suspended ceiling.
- B. Comply with manufacturer's written instructions and recommendations for installing products in applications indicated.
- C. Install products at the time and under conditions that will ensure the best possible results. Maintain conditions required for product performance until Substantial Completion.
- D. Conduct construction operations so no part of the Work is subjected to damaging operations or

loading in excess of that expected during normal conditions of occupancy.

- E. Tools and Equipment: Do not use tools or equipment that produce harmful noise levels.
- F. Templates: Obtain and distribute to the parties involved templates for work specified to be factory prepared and field installed. Check Shop Drawings of other work to confirm that adequate provisions are made for locating and installing products to comply with indicated requirements.
- G. Anchors and Fasteners: Provide anchors and fasteners as required to anchor each component securely in place, accurately located and aligned with other portions of the Work.
  - 1. Mounting Heights: Where mounting heights are not indicated, mount components at heights directed by Architect.
  - 2. Allow for building movement, including thermal expansion and contraction.
  - 3. Coordinate installation of anchorages. Furnish setting drawings, templates, and directions for installing anchorages, including sleeves, concrete inserts, anchor bolts, and items with integral anchors, that are to be embedded in concrete or masonry. Deliver such items to Project site in time for installation.
- H. Joints: Make joints of uniform width. Where joint locations in exposed work are not indicated, arrange joints for the best visual effect. Fit exposed connections together to form hairline joints.
- I. Hazardous Materials: Use products, cleaners, and installation materials that are not considered hazardous.

### 3.4 PROGRESS CLEANING

- A. General: Clean Project site and work areas daily, including common areas. Coordinate progress cleaning for joint-use areas where more than one installer has worked. Enforce requirements strictly. Dispose of materials lawfully.
  - 1. Comply with requirements in NFPA 241 for removal of combustible waste materials and debris.
  - 2. Do not hold materials more than 7 days during normal weather or 3 days if the temperature is expected to rise above 80 deg F.
  - 3. Containerize hazardous and unsanitary waste materials separately from other waste. Mark containers appropriately and dispose of legally, according to regulations.
- B. Site: Maintain Project site free of waste materials and debris.
- C. Work Areas: Clean areas where work is in progress to the level of cleanliness necessary for proper execution of the Work.
  - 1. Remove liquid spills promptly.
  - 2. Where dust would impair proper execution of the Work, broom-clean or vacuum the entire work area, as appropriate.
- D. Installed Work: Keep installed work clean. Clean installed surfaces according to written instructions of manufacturer or fabricator of product installed, using only cleaning materials specifically recommended. If specific cleaning materials are not recommended, use cleaning

materials that are not hazardous to health or property and that will not damage exposed surfaces.

- E. Concealed Spaces: Remove debris from concealed spaces before enclosing the space.
- F. Exposed Surfaces in Finished Areas: Clean exposed surfaces and protect as necessary to ensure freedom from damage and deterioration at time of Substantial Completion.
- G. Waste Disposal: Burying or burning waste materials on-site will not be permitted. Washing waste materials down sewers or into waterways will not be permitted.
- H. During handling and installation, clean and protect construction in progress and adjoining materials already in place. Apply protective covering where required to ensure protection from damage or deterioration at Substantial Completion.
- I. Clean and provide maintenance on completed construction as frequently as necessary through the remainder of the construction period. Adjust and lubricate operable components to ensure operability without damaging effects.
- J. Limiting Exposures: Supervise construction operations to assure that no part of the construction, completed or in progress, is subject to harmful, dangerous, damaging, or otherwise deleterious exposure during the construction period.

### 3.5 STARTING AND ADJUSTING

- A. Start equipment and operating components to confirm proper operation. Remove malfunctioning units, replace with new units, and retest.
- B. Adjust operating components for proper operation without binding. Adjust equipment for proper operation.
- C. Test each piece of equipment to verify proper operation. Test and adjust controls and safeties. Replace damaged and malfunctioning controls and equipment.
- D. Manufacturer's Field Service: If a factory-authorized service representative is required to inspect field-assembled components and equipment installation, comply with qualification requirements in Division 1 Section "Quality Requirements."

### 3.6 PROTECTION OF INSTALLED CONSTRUCTION

- A. Provide final protection and maintain conditions that ensure installed Work is without damage or deterioration at time of Substantial Completion.
- B. Comply with manufacturer's written instructions for temperature and relative humidity.

### 3.7 CORRECTION OF THE WORK

- A. Repair or remove and replace defective construction. Restore damaged substrates and finishes. Comply with requirements in Division 1 Section "Cutting and Patching."

1. Repairing includes replacing defective parts, refinishing damaged surfaces, touching up

with matching materials, and properly adjusting operating equipment.

- B. Restore permanent facilities used during construction to their specified condition.
- C. Remove and replace damaged surfaces that are exposed to view if surfaces cannot be repaired without visible evidence of repair.
- D. Repair components that do not operate properly. Remove and replace operating components that cannot be repaired.
- E. Remove and replace chipped, scratched, and broken glass or reflective surfaces.

**END OF SECTION 01 7300**

## SECTION 01 7310

### CUTTING AND PATCHING

#### PART 1 - GENERAL

##### 1.1 RELATED DOCUMENTS

- A. Drawings and general provisions of the Contract, including General and Supplementary Conditions and other Division 1 Specification Sections, apply to this Section.

##### 1.2 SUMMARY

- A. This Section includes procedural requirements for cutting and patching.
- B. Related Sections include the following:
  - 1. Division 1 Section "Selective Demolition" for demolition of selected portions of the building.
  - 2. Divisions 2 through 33 Sections for specific requirements and limitations applicable to cutting and patching individual parts of the Work.
  - 3. Division 7 Section "Through-Penetration Firestop Systems" for patching fire-rated construction.

##### 1.3 DEFINITIONS

- A. Cutting: Removal of in-place construction necessary to permit installation or performance of other Work.
- B. Patching: Fitting and repair work required to restore surfaces to original conditions after installation of other Work.

##### 1.4 QUALITY ASSURANCE

- A. Structural Elements: Do not cut and patch structural elements in a manner that could change their load-carrying capacity or load-deflection ratio.
- B. Operational Elements: Do not cut and patch operating elements and related components in a manner that results in reducing their capacity to perform as intended or that results in increased maintenance or decreased operational life or safety. Operating elements include the following:
  - 1. Primary operational systems and equipment.
  - 2. Air or smoke barriers.
  - 3. Fire-suppression systems.
  - 4. Mechanical systems piping and ducts.
  - 5. Control systems.
  - 6. Communication systems.

7. Conveying systems.
8. Electrical wiring systems.
9. Operating systems of special construction in Division 13 Sections.

C. Miscellaneous Elements: Do not cut and patch miscellaneous elements or related components in a manner that could change their load-carrying capacity, that results in reducing their capacity to perform as intended, or that result in increased maintenance or decreased operational life or safety. Miscellaneous elements include the following:

1. Water, moisture, or vapor barriers.
2. Membranes and flashings.
3. Exterior curtain-wall construction.
4. Equipment supports.
5. Piping, ductwork, vessels, and equipment.
6. Noise- and vibration-control elements and systems.

D. Visual Requirements: Do not cut and patch construction in a manner that results in visual evidence of cutting and patching. Do not cut and patch construction exposed on the exterior or in occupied spaces in a manner that would, in Architect's opinion, reduce the building's aesthetic qualities. Remove and replace construction that has been cut and patched in a visually unsatisfactory manner.

E. Cutting and Patching Conference: Before proceeding, meet at Project site with parties involved in cutting and patching, including mechanical and electrical trades. Review areas of potential interference and conflict. Coordinate procedures and resolve potential conflicts before proceeding.

## 1.5 WARRANTY

A. Existing Warranties: Remove, replace, patch, and repair materials and surfaces cut or damaged during cutting and patching operations, by methods and with materials so as not to void existing warranties.

## PART 2 - PRODUCTS

### 2.1 MATERIALS

A. General: Comply with requirements specified in other Sections.

B. In-Place Materials: Use materials identical to in-place materials. For exposed surfaces, use materials that visually match in-place adjacent surfaces to the fullest extent possible.

1. If identical materials are unavailable or cannot be used, use materials that, when installed, will match the visual and functional performance of in-place materials.

## **PART 3 - EXECUTION**

### **3.1 EXAMINATION**

- A. Examine surfaces to be cut and patched and conditions under which cutting and patching are to be performed.
  - 1. Compatibility: Before patching, verify compatibility with and suitability of substrates, including compatibility with in-place finishes or primers.
  - 2. Proceed with installation only after unsafe or unsatisfactory conditions have been corrected.

### **3.2 PREPARATION**

- A. Temporary Support: Provide temporary support of Work to be cut.
- B. Protection: Protect in-place construction during cutting and patching to prevent damage. Provide protection from adverse weather conditions for portions of Project that might be exposed during cutting and patching operations.
- C. Adjoining Areas: Avoid interference with use of adjoining areas or interruption of free passage to adjoining areas.
- D. Existing Utility Services and Mechanical/Electrical Systems: Where existing services/systems are required to be removed, relocated, or abandoned, bypass such services/systems before cutting to prevent interruption to occupied areas.

### **3.3 PERFORMANCE**

- A. General: Employ skilled workers to perform cutting and patching. Proceed with cutting and patching at the earliest feasible time, and complete without delay.
  - 1. Cut in-place construction to provide for installation of other components or performance of other construction, and subsequently patch as required to restore surfaces to their original condition.
- B. Cutting: Cut in-place construction by sawing, drilling, breaking, chipping, grinding, and similar operations, including excavation, using methods least likely to damage elements retained or adjoining construction. If possible, review proposed procedures with original Installer; comply with original Installer's written recommendations.
  - 1. In general, use hand or small power tools designed for sawing and grinding, not hammering and chopping. Cut holes and slots as small as possible, neatly to size required, and with minimum disturbance of adjacent surfaces. Temporarily cover openings when not in use.
  - 2. Finished Surfaces: Cut or drill from the exposed or finished side into concealed surfaces.
  - 3. Concrete and Masonry: Cut using a cutting machine, such as an abrasive saw or a diamond-core drill.

4. Mechanical and Electrical Services: Cut off pipe or conduit in walls or partitions to be removed. Cap, valve, or plug and seal remaining portion of pipe or conduit to prevent entrance of moisture or other foreign matter after cutting.
  5. Proceed with patching after construction operations requiring cutting are complete.
- C. Patching: Patch construction by filling, repairing, refinishing, closing up, and similar operations following performance of other Work. Patch with durable seams that are as invisible as possible. Provide materials and comply with installation requirements specified in other Sections.
1. Inspection: Where feasible, test and inspect patched areas after completion to demonstrate integrity of installation.
  2. Exposed Finishes: Restore exposed finishes of patched areas and extend finish restoration into retained adjoining construction in a manner that will eliminate evidence of patching and refinishing.
    - a. Clean piping, conduit, and similar features before applying paint or other finishing materials.
    - b. Restore damaged pipe covering to its original condition.
  3. Floors and Walls: Where walls or partitions that are removed extend one finished area into another, patch and repair floor and wall surfaces in the new space. Provide an even surface of uniform finish, color, texture, and appearance. Remove in-place floor and wall coverings and replace with new materials, if necessary, to achieve uniform color and appearance.
    - a. Where patching occurs in a painted surface, apply primer and intermediate paint coats over the patch and apply final paint coat over entire unbroken surface containing the patch. Provide additional coats until patch blends with adjacent surfaces.
  4. Ceilings: Patch, repair, or rehang in-place ceilings as necessary to provide an even-plane surface of uniform appearance.
  5. Exterior Building Enclosure: Patch components in a manner that restores enclosure to a weather tight condition.
- D. Cleaning: Clean areas and spaces where cutting and patching are performed. Completely remove paint, mortar, oils, putty, and similar materials.

**END OF SECTION 01 7310**



## SECTION 01 7700

### CLOSEOUT PROCEDURES

#### PART 1 - GENERAL

##### 1.1 RELATED DOCUMENTS

- A. Drawings and general provisions of the Contract, including General and Supplementary Conditions and other Division 1 Specification Sections, apply to this Section.

##### 1.2 SUMMARY

- A. This Section includes administrative and procedural requirements for contract closeout, including, but not limited to, the following:

- 1. Inspection procedures.
- 2. Warranties.
- 3. Final cleaning.

- B. Related Sections include the following:

- 1. Division 1 Section "Payment Procedures" for requirements for Applications for Payment for Substantial and Final Completion.
- 2. Division 1 Section "Execution Requirements" for progress cleaning of Project site.
- 3. Division 1 Section "Project Record Documents" for submitting Record Drawings, Record Specifications, and Record Product Data.
- 4. Divisions 2 through 33 Sections for specific closeout and special cleaning requirements for the Work in those Sections.

##### 1.3 SUBSTANTIAL COMPLETION

- A. Preliminary Procedures: Before requesting inspection for determining date of Substantial Completion, complete the following. List items below that are incomplete in request.

- 1. Prepare a list of items to be completed and corrected (punch list), the value of items on the list, and reasons why the Work is not complete.
- 2. Advise Owner of pending insurance changeover requirements.
- 3. Submit specific warranties, workmanship bonds, maintenance service agreements, final certifications, and similar documents.
- 4. Prepare and submit Project Record Documents, operation and maintenance manuals, Final Completion construction photographs, damage or settlement surveys, property surveys, and similar final record information.
- 5. Deliver tools, spare parts, extra materials, and similar items to location designated by Owner. Label with manufacturer's name and model number where applicable.
- 6. Make final changeover of permanent locks and deliver keys to Owner. Advise Owner's personnel of changeover in security provisions.
- 7. Complete startup testing of systems.

8. Submit test/adjust/balance records.
9. Terminate and remove temporary facilities from Project site, along with mockups, construction tools, and similar elements.
10. Advise Owner of changeover in heat and other utilities.
11. Submit changeover information related to Owner's occupancy, use, operation, and maintenance.
12. Complete final cleaning requirements, including touchup painting.
13. Touch up and otherwise repair and restore marred exposed finishes to eliminate visual defects.

B. Inspection: Submit a written request for inspection for Substantial Completion. On receipt of request, Architect will either proceed with inspection or notify Contractor of unfulfilled requirements. Architect will prepare the Certificate of Substantial Completion after inspection or will notify Contractor of items, either on Contractor's list or additional items identified by Architect, which must be completed or corrected before certificate will be issued.

1. Reinspection: Request reinspection when the Work identified in previous inspections as incomplete is completed or corrected.
2. Results of completed inspection will form the basis of requirements for Final Completion.

#### 1.4 FINAL COMPLETION

A. Preliminary Procedures: Before requesting final inspection for determining date of Final Completion, complete the following:

1. Submit a final Application for Payment according to Division 1 Section "Payment Procedures."
2. Submit certified copy of Architect Substantial Completion inspection list of items to be completed or corrected (punch list), endorsed and dated by Architect. The certified copy of the list shall state that each item has been completed or otherwise resolved for acceptance.
3. Submit evidence of final, continuing insurance coverage complying with insurance requirements.
4. Instruct Owner's personnel in operation, adjustment, and maintenance of products, equipment, and systems. Submit demonstration and training videotapes.

B. Inspection: Submit a written request for final inspection for acceptance. On receipt of request, Architect will either proceed with inspection or notify Contractor of unfulfilled requirements. Architect will prepare a final Certificate for Payment after inspection or will notify Contractor of construction that must be completed or corrected before certificate will be issued.

1. Reinspection: Request reinspection when the Work identified in previous inspections as incomplete is completed or corrected.

#### 1.5 LIST OF INCOMPLETE ITEMS (PUNCH LIST)

A. Preparation: Submit three copies of list. Include name and identification of each space and area affected by construction operations for incomplete items and items needing correction including, if necessary, areas disturbed by Contractor that are outside the limits of construction. Use CSI Form 14.1A.

1. Organize list of spaces in sequential order.
2. Organize items applying to each space by major element, including categories for ceiling, individual walls, floors, equipment, and building systems.
3. Include the following information at the top of each page:
  - a. Project name.
  - b. Date.
  - c. Name of Architect.
  - d. Name of Contractor.
  - e. Page number.

## 1.6 WARRANTIES

- A. Submittal Time: Submit written warranties on request of Architect for designated portions of the Work where commencement of warranties other than date of Substantial Completion is indicated.
- B. Partial Occupancy: Submit properly executed warranties within 15 days of completion of designated portions of the Work that are completed and occupied or used by Owner during construction period by separate agreement with Contractor.
- C. Organize warranty documents into an orderly sequence based on the table of contents of the Project Manual.
  1. Bind warranties and bonds in heavy-duty, 3-ring, vinyl-covered, loose-leaf binders, thickness as necessary to accommodate contents, and sized to receive 8-1/2-by-11-inch paper.
  2. Provide heavy paper dividers with plastic-covered tabs for each separate warranty. Mark tab to identify the product or installation. Provide a typed description of the product or installation, including the name of the product and the name, address, and telephone number of Installer.
  3. Identify each binder on the front and spine with the typed or printed title "WARRANTIES," Project name, and name of Contractor.
- D. Provide additional copies of each warranty to include in operation and maintenance manuals.

## PART 2 - PRODUCTS

### 2.1 MATERIALS

- A. Cleaning Agents: Use cleaning materials and agents recommended by manufacturer or fabricator of the surface to be cleaned. Do not use cleaning agents that are potentially hazardous to health or property or that might damage finished surfaces.

## PART 3 - EXECUTION

### 3.1 FINAL CLEANING

- A. General: Provide final cleaning. Conduct cleaning and waste-removal operations to comply with local laws and ordinances and Federal and local environmental and antipollution regulations.
- B. Cleaning: Employ experienced workers or professional cleaners for final cleaning. Clean each surface or unit to condition expected in an average commercial building cleaning and maintenance program. Comply with manufacturer's written instructions.
  - 1. Complete the following cleaning operations before requesting inspection for certification of Substantial Completion for entire Project or for a portion of Project:
    - a. Clean Project site, yard, and grounds, in areas disturbed by construction activities, including landscape development areas, of rubbish, waste material, litter, and other foreign substances.
    - b. Sweep paved areas broom clean. Remove petrochemical spills, stains, and other foreign deposits.
    - c. Remove tools, construction equipment, machinery, and surplus material from Project site.
    - d. Remove snow and ice to provide safe access to building.
    - e. Clean exposed exterior and interior hard-surfaced finishes to a dirt-free condition, free of stains, films, and similar foreign substances. Avoid disturbing natural weathering of exterior surfaces. Restore reflective surfaces to their original condition.
    - f. Remove debris and surface dust from limited access spaces, including roofs, plenums, shafts, trenches, equipment vaults, manholes, attics, and similar spaces.
    - g. Sweep concrete floors broom clean in unoccupied spaces.
    - h. Vacuum carpet and similar soft surfaces, removing debris and excess nap; shampoo if visible soil or stains remain.
    - i. Clean transparent materials, including mirrors and glass in doors and windows. Remove glazing compounds and other noticeable, vision-obscuring materials. Replace chipped or broken glass and other damaged transparent materials. Polish mirrors and glass, taking care not to scratch surfaces.
    - j. Remove labels that are not permanent.
    - k. Touch up and otherwise repair and restore marred, exposed finishes and surfaces. Replace finishes and surfaces that cannot be satisfactorily repaired or restored or that already show evidence of repair or restoration.
      - 1) Do not paint over "UL" and similar labels, including mechanical and electrical nameplates.
    - l. Wipe surfaces of mechanical and electrical equipment and similar equipment. Remove excess lubrication, paint and mortar droppings, and other foreign substances.
    - m. Replace parts subject to unusual operating conditions.
    - n. Clean plumbing fixtures to a sanitary condition, free of stains, including stains resulting from water exposure.
    - o. Replace disposable air filters and clean permanent air filters. Clean exposed surfaces of diffusers, registers, and grills.

- p. Clean ducts, blowers, and coils if units were operated without filters during construction.
  - q. Clean light fixtures, lamps, globes, and reflectors to function with full efficiency. Replace burned-out bulbs, and those noticeably dimmed by hours of use, and defective and noisy starters in fluorescent and mercury vapor fixtures to comply with requirements for new fixtures.
  - r. Leave Project clean and ready for occupancy.
- C. Comply with safety standards for cleaning. Do not burn waste materials. Do not bury debris or excess materials on Owner's property. Do not discharge volatile, harmful, or dangerous materials into drainage systems. Remove waste materials from Project site and dispose of lawfully.

**END OF SECTION 01 7700**

## SECTION 01 7839

### PROJECT RECORD DOCUMENTS

#### PART 1 - GENERAL

##### 1.1 RELATED DOCUMENTS

- A. Drawings and general provisions of the Contract, including General and Supplementary Conditions and other Division 1 Specification Sections, apply to this Section.

##### 1.2 SUMMARY

- A. This Section includes administrative and procedural requirements for Project Record Documents, including the following:
  - 1. Record Drawings.
  - 2. Record Specifications.
  - 3. Record Product Data.
- B. Related Sections include the following:
  - 1. Division 1 Section "Closeout Procedures" for general closeout procedures.
  - 2. Division 1 Section "Operation and Maintenance Data" for operation and maintenance manual requirements.
  - 3. Divisions 2 through 33 Sections for specific requirements for Project Record Documents of the Work in those Sections.

##### 1.3 SUBMITTALS

- A. Record Drawings: Comply with the following:
  - 1. Number of Copies: Submit one set(s) of marked-up Record Prints.
- B. Record Specifications: Submit one copy of Project's Specifications, including addenda and contract modifications.
- C. Record Product Data: Submit one copy of each Product Data submittal.
  - 1. Where Record Product Data is required as part of operation and maintenance manuals, submit marked-up Product Data as an insert in manual instead of submittal as Record Product Data.

## PART 2 - PRODUCTS

### 2.1 RECORD DRAWINGS

- A. Record Prints: Maintain one set of blue- or black-line white prints of the Contract Drawings and Shop Drawings.
1. Preparation: Mark Record Prints to show the actual installation where installation varies from that shown originally. Require individual or entity who obtained record data, whether individual or entity is Installer, subcontractor, or similar entity, to prepare the marked-up Record Prints.
    - a. Give particular attention to information on concealed elements that would be difficult to identify or measure and record later.
    - b. Accurately record information in an understandable drawing technique.
    - c. Record data as soon as possible after obtaining it. Record and check the markup before enclosing concealed installations.
  2. Content: Types of items requiring marking include, but are not limited to, the following:
    - a. Dimensional changes to Drawings.
    - b. Revisions to details shown on Drawings.
    - c. Revisions to routing of piping and conduits.
    - d. Revisions to electrical circuitry.
    - e. Actual equipment locations.
    - f. Duct size and routing.
    - g. Locations of concealed internal utilities.
    - h. Changes made by Change Order or Construction Change Directive.
    - i. Changes made following Architect's written orders.
    - j. Details not on the original Contract Drawings.
    - k. Field records for variable and concealed conditions.
    - l. Record information on the Work that is shown only schematically.
  3. Mark the Contract Drawings or Shop Drawings, whichever is most capable of showing actual physical conditions, completely and accurately. If Shop Drawings are marked, show cross-reference on the Contract Drawings.
  4. Mark record sets with erasable, red-colored pencil. Use other colors to distinguish between changes for different categories of the Work at same location.
  5. Mark important additional information that was either shown schematically or omitted from original Drawings.
  6. Note Construction Change Directive numbers, alternate numbers, Change Order numbers, and similar identification, where applicable.
- B. Format: Identify and date each Record Drawing; include the designation "PROJECT RECORD DRAWING" in a prominent location.
1. Record Prints: Organize Record Prints and newly prepared Record Drawings into manageable sets. Bind each set with durable paper cover sheets. Include identification on cover sheets.
  2. Record Transparencies: Organize into unbound sets matching Record Prints. Place transparencies in durable tube-type drawing containers with end caps. Mark end cap of

each container with identification. If container does not include a complete set, identify Drawings included.

3. Identification: As follows:
  - a. Project name.
  - b. Date.
  - c. Designation "PROJECT RECORD DRAWINGS."
  - d. Name of Architect.
  - e. Name of Contractor.

## 2.2 RECORD SPECIFICATIONS

- A. Preparation: Mark Specifications to indicate the actual product installation where installation varies from that indicated in Specifications, addenda, and contract modifications.
  1. Give particular attention to information on concealed products and installations that cannot be readily identified and recorded later.
  2. Mark copy with the proprietary name and model number of products, materials, and equipment furnished, including substitutions and product options selected.
  3. Record the name of manufacturer, supplier, Installer, and other information necessary to provide a record of selections made.
  4. For each principal product, indicate whether Record Product Data has been submitted in operation and maintenance manuals instead of submitted as Record Product Data.
  5. Note related Change Orders, Record Product Data, and Record Drawings where applicable.

## 2.3 RECORD PRODUCT DATA

- A. Preparation: Mark Product Data to indicate the actual product installation where installation varies substantially from that indicated in Product Data submittal.
  1. Give particular attention to information on concealed products and installations that cannot be readily identified and recorded later.
  2. Include significant changes in the product delivered to Project site and changes in manufacturer's written instructions for installation.
  3. Note related Change Orders, Record Specifications, and Record Drawings where applicable.

## 2.4 MISCELLANEOUS RECORD SUBMITTALS

- A. Assemble miscellaneous records required by other Specification Sections for miscellaneous record keeping and submittal in connection with actual performance of the Work. Bind or file miscellaneous records and identify each, ready for continued use and reference.



## **PART 3 - EXECUTION**

### **3.1 RECORDING AND MAINTENANCE**

- A. Recording: Maintain one copy of each submittal during the construction period for Project Record Document purposes. Post changes and modifications to Project Record Documents as they occur; do not wait until the end of Project.
- B. Maintenance of Record Documents and Samples: Store Record Documents and Samples in the field office apart from the Contract Documents used for construction. Do not use Project Record Documents for construction purposes. Maintain Record Documents in good order and in a clean, dry, legible condition, protected from deterioration and loss. Provide access to Project Record Documents for Architect's reference during normal working hours.

**END OF SECTION 01 7839**

## **DIVISION 02 – EXISTING CONDITIONS**

02 4119

Selective Demolition

## SECTION 02 4119

### SELECTIVE DEMOLITION

#### PART 1 - GENERAL

##### 1.1 RELATED DOCUMENTS

- A. Drawings and general provisions of the Contract, including General and Supplementary Conditions and other Division 1 Specification Sections, apply to this Section.

##### 1.2 SUMMARY

- A. Section Includes:
  - 1. Demolition and removal of selected site elements.

##### 1.3 DEFINITIONS

- A. Remove: Detach items from existing construction and legally dispose of them off-site unless indicated to be removed and salvaged or removed and reinstalled.
- B. Remove and Salvage: Carefully detach from existing construction, in a manner to prevent damage, and deliver to Owner ready for reuse.
- C. Remove and Reinstall: Detach items from existing construction, prepare for reuse, and reinstall where indicated.
- D. Existing to Remain: Existing items of construction that are not to be permanently removed and that are not otherwise indicated to be removed, removed and salvaged, or removed and reinstalled.

##### 1.4 PREINSTALLATION MEETINGS

- A. Predemolition Conference: Conduct conference at Project site.

##### 1.5 INFORMATIONAL SUBMITTALS

- A. Predemolition Photographs or Video: Submit before Work begins.

##### 1.6 CLOSEOUT SUBMITTALS

- A. Landfill Records: Indicate receipt and acceptance of hazardous wastes by a landfill facility licensed to accept hazardous wastes.

## 1.7 FIELD CONDITIONS

- A. Portions of existing buildings immediately adjacent to selective demolition area may be occupied. Conduct selective demolition so adjacent Owner's operations will not be disrupted.
- B. Conditions existing at time of inspection for bidding purpose will be maintained by Owner as far as practical.
- C. Notify Architect of discrepancies between existing conditions and Drawings before proceeding with selective demolition.
- D. Hazardous Materials: It is not expected that hazardous materials will be encountered in the Work.
  - 1. Hazardous materials will be removed by Owner before start of the Work.
  - 2. If suspected hazardous materials are encountered, do not disturb; immediately notify Architect and Owner. Hazardous materials will be removed by Owner under a separate contract.
- E. Storage or sale of removed items or materials on-site is not permitted.
- F. Utility Service: Maintain existing utilities indicated to remain in service and protect them against damage during selective demolition operations.
  - 1. Maintain fire-protection facilities in service during selective demolition operations.

## 1.8 WARRANTY

- A. Existing Warranties: Remove, replace, patch, and repair materials and surfaces cut or damaged during selective demolition, by methods and with materials so as not to void existing warranties.

## **PART 2 - PRODUCTS**

### 2.1 PERFORMANCE REQUIREMENTS

- A. Regulatory Requirements: Comply with governing EPA notification regulations before beginning selective demolition. Comply with hauling and disposal regulations of authorities having jurisdiction.
- B. Standards: Comply with ANSI/ASSE A10.6 and NFPA 241.

## **PART 3 - EXECUTION**

### **3.1 EXAMINATION**

- A. Verify that utilities have been disconnected and capped before starting selective demolition operations.
- B. Survey existing conditions and correlate with requirements indicated to determine extent of selective demolition required.
- C. When unanticipated mechanical, electrical, or structural elements that conflict with intended function or design are encountered, investigate and measure the nature and extent of conflict. Promptly submit a written report to Architect.

### **3.2 UTILITY SERVICES AND MECHANICAL/ELECTRICAL SYSTEMS**

- A. Existing Services/Systems to Remain: Maintain services/systems indicated to remain and protect them against damage.
- B. Existing Services/Systems to Be Removed, Relocated, or Abandoned: Locate, identify, disconnect, and seal or cap off indicated utility services and mechanical/electrical systems serving areas to be selectively demolished.
  - 1. Arrange to shut off indicated utilities with utility companies.
  - 2. If services/systems are required to be removed, relocated, or abandoned, provide temporary services/systems that bypass area of selective demolition and that maintain continuity of services/systems to other parts of building.
  - 3. Disconnect, demolish, and remove fire-suppression systems, plumbing, and HVAC systems, equipment, and components indicated to be removed.
    - a. Piping to Be Removed: Remove portion of piping indicated to be removed and cap or plug remaining piping with same or compatible piping material.
    - b. Piping to Be Abandoned in Place: Drain piping and cap or plug piping with same or compatible piping material.
    - c. Equipment to Be Removed: Disconnect and cap services and remove equipment.
    - d. Equipment to Be Removed and Reinstalled: Disconnect and cap services and remove, clean, and store equipment; when appropriate, reinstall, reconnect, and make equipment operational.
    - e. Equipment to Be Removed and Salvaged: Disconnect and cap services and remove equipment and deliver to Owner.
    - f. Ducts to Be Removed: Remove portion of ducts indicated to be removed and plug remaining ducts with same or compatible ductwork material.
    - g. Ducts to Be Abandoned in Place: Cap or plug ducts with same or compatible ductwork material.

### **3.3 PREPARATION**

- A. Site Access and Temporary Controls: Conduct selective demolition and debris-removal operations to ensure minimum interference with roads, streets, walks, walkways, and other adjacent occupied and used facilities.

1. Comply with requirements for access and protection specified in Division 01 Section "Temporary Facilities and Controls."
- B. Temporary Facilities: Provide temporary barricades and other protection required to prevent injury to people and damage to adjacent buildings and facilities to remain.

### 3.4 SELECTIVE DEMOLITION, GENERAL

- A. General: Demolish and remove existing construction only to the extent required by new construction and as indicated. Use methods required to complete the Work within limitations of governing regulations and as follows:
1. Neatly cut openings and holes plumb, square, and true to dimensions required. Use cutting methods least likely to damage construction to remain or adjoining construction. Use hand tools or small power tools designed for sawing or grinding, not hammering and chopping, to minimize disturbance of adjacent surfaces. Temporarily cover openings to remain.
  2. Cut or drill from the exposed or finished side into concealed surfaces to avoid marring existing finished surfaces.
  3. Do not use cutting torches until work area is cleared of flammable materials. At concealed spaces, such as duct and pipe interiors, verify condition and contents of hidden space before starting flame-cutting operations. Maintain fire watch and portable fire-suppression devices during flame-cutting operations.
  4. Locate selective demolition equipment and remove debris and materials so as not to impose excessive loads on supporting walls, floors, or framing.
  5. Dispose of demolished items and materials promptly.
- B. Removed and Salvaged Items:
1. Clean salvaged items.
  2. Pack or crate items after cleaning. Identify contents of containers.
  3. Store items in a secure area until delivery to Owner.
  4. Transport items to Owner's storage area designated by Owner.
  5. Protect items from damage during transport and storage.
- C. Removed and Reinstalled Items:
1. Clean and repair items to functional condition adequate for intended reuse.
  2. Pack or crate items after cleaning and repairing. Identify contents of containers.
  3. Protect items from damage during transport and storage.
  4. Reinstall items in locations indicated. Comply with installation requirements for new materials and equipment. Provide connections, supports, and miscellaneous materials necessary to make item functional for use indicated.
- D. Existing Items to Remain: Protect construction indicated to remain against damage and soiling during selective demolition. When permitted by Architect, items may be removed to a suitable, protected storage location during selective demolition and cleaned and reinstalled in their original locations after selective demolition operations are complete.

### 3.5 DISPOSAL OF DEMOLISHED MATERIALS

- A. General: Except for items or materials indicated to be reused, salvaged, reinstalled, or otherwise indicated to remain Owner's property, remove demolished materials from Project site and legally dispose of them.
  - 1. Do not allow demolished materials to accumulate on-site.
  - 2. Remove and transport debris in a manner that will prevent spillage on adjacent surfaces and areas.
  - 3. Remove debris from elevated portions of building by chute, hoist, or other device that will convey debris to grade level in a controlled descent.
  - 4. Comply with requirements specified in Division 01 Section "Construction Waste Management and Disposal."
- B. Burning: Do not burn demolished materials.
- C. Disposal: Transport demolished materials off Owner's property and legally dispose of them.

### 3.6 CLEANING

- A. Clean adjacent structures and improvements of dust, dirt, and debris caused by selective demolition operations. Return adjacent areas to condition existing before selective demolition operations began.

**END OF SECTION 02 4119**

**DIVISION 03 - CONCRETE**

Not Used



## **DIVISION 04 - MASONRY**

04 0110	Masonry Cleaning
04 0120.63	Masonry Repair
04 0120.64	Masonry Repointing

## SECTION 04 0110

### MASONRY CLEANING

#### PART 1 - GENERAL

##### 1.1 RELATED DOCUMENTS

- A. Drawings and general provisions of the Contract, including General and Supplementary Conditions and Division 01 Specification Sections, apply to this Section.

##### 1.2 SUMMARY

- A. Section includes cleaning the following:
  - 1. Unit masonry surfaces.

##### 1.3 DEFINITIONS

- A. Very Low-Pressure Spray: Under 100 psi (690 kPa).
- B. Low-Pressure Spray: 100 to 400 psi (690 to 2750 kPa); 4 to 6 gpm (0.25 to 0.4 L/s).
- C. Medium-Pressure Spray: 400 to 800 psi (2750 to 5510 kPa); 4 to 6 gpm (0.25 to 0.4 L/s).
- D. High-Pressure Spray: 800 to 1200 psi (5510 to 8250 kPa); 4 to 6 gpm (0.25 to 0.4 L/s).

##### 1.4 PREINSTALLATION MEETINGS

- A. Preinstallation Conference: Conduct conference at Project site.
  - 1. Review methods and procedures related to cleaning masonry including, but not limited to, the following:
    - a. Verify masonry-cleaning equipment and facilities needed to make progress and avoid delays.
    - b. Materials, material application, and sequencing.
    - c. Cleaning program.
    - d. Coordination with building occupants.

##### 1.5 SEQUENCING AND SCHEDULING

- A. Work Sequence: Perform masonry-cleaning work in the following sequence:
  - 1. Remove plant growth.

2. Inspect for open mortar joints. Where repairs are required, delay further cleaning work until after repairs are completed, cured, and dried to prevent the intrusion of water and other cleaning materials into the wall.
  3. Remove paint.
  4. Clean masonry surfaces.
  5. Where water repellents are to be used on or near masonry, delay application of these chemicals until after cleaning.
- B. As scaffolding is removed, patch anchor holes used to attach scaffolding. Patch holes in masonry units according to masonry repair Sections. Patch holes in mortar joints according to masonry repointing Sections.

## 1.6 ACTION SUBMITTALS

- A. Product Data: For each type of product.
1. Include material descriptions and application instructions.
  2. Include test data substantiating that products comply with requirements.

## 1.7 INFORMATIONAL SUBMITTALS

- A. Qualification Data: For paint-remover manufacturer and chemical-cleaner manufacturer.
- B. Preconstruction Test Reports: For cleaning materials and methods.
- C. Cleaning program.

## 1.8 QUALITY ASSURANCE

- A. Paint-Remover Manufacturer Qualifications: A firm regularly engaged in producing masonry cleaners that have been used for similar applications with successful results, and with factory-authorized service representatives who are available for consultation and Project-site inspection, preconstruction product testing, and on-site assistance.
- B. Chemical-Cleaner Manufacturer Qualifications: A firm regularly engaged in producing masonry cleaners that have been used for similar applications with successful results, and with factory-authorized service representatives who are available for consultation and Project-site inspection, preconstruction product testing, and on-site assistance.
- C. Cleaning Program: Prepare a written cleaning program that describes cleaning process in detail, including materials, methods, and equipment to be used; protection of surrounding materials; and control of runoff during operations. Include provisions for supervising worker performance and preventing damage.
1. If materials and methods other than those indicated are proposed for any phase of cleaning work, add a written description of such materials and methods, including evidence of successful use on comparable projects and demonstrations to show their effectiveness for this Project.

- D. Mockups: Prepare mockups of cleaning on existing surfaces to demonstrate aesthetic effects and to set quality standards for materials and execution.
  - 1. Cleaning: Clean an area approximately 25 sq. ft. (2.3 sq. m) for each type of masonry and surface condition.
    - a. Test cleaners and methods on samples of adjacent materials for possible adverse reactions. Do not test cleaners and methods known to have deleterious effect.
    - b. Allow a waiting period of not less than seven days after completion of sample cleaning to permit a study of sample panels for negative reactions.
  - 2. Approval of mockups does not constitute approval of deviations from the Contract Documents contained in mockups unless Architect specifically approves such deviations in writing.

#### 1.9 PRECONSTRUCTION TESTING

- A. Preconstruction Testing Service: Engage one or more chemical-cleaner[ and paint-remover] manufacturers to perform preconstruction testing on masonry surfaces.
  - 1. Use test areas as indicated and representative of proposed materials and existing construction.
  - 2. Propose changes to materials and methods to suit Project.

#### 1.10 FIELD CONDITIONS

- A. Weather Limitations: Proceed with installation only when existing and forecasted weather conditions permit masonry-cleaning work to be performed according to product manufacturers' written instructions and specified requirements.
- B. Clean masonry surfaces only when air temperature is 40 deg F (4 deg C) and above and is predicted to remain so for at least seven days after completion of cleaning.

### PART 2 - PRODUCTS

#### 2.1 PROJECT CONDITIONS

- A. Regulatory Requirements:
  - 1. Comply with requirements of EPA, State, and local governing agency for proper handling or disposal of cleaning materials and run-off solutions. Do not allow run-off solutions to remain on site or to enter City sewer system unless approval has been granted in advance.

## 2.2 PAINT REMOVERS

- A. Use paint removers as recommended in writing by paint removal product manufacturer for type of stone from which paint is being removed.
- B. Alkaline Paste Paint Remover: Manufacturer's standard alkaline paste or gel formulation, for removing paint from masonry; containing no methylene chloride.
1. Products: Subject to compliance with requirements, provide one of the following:
    - a. American Building Restoration Products, Inc.; 800 Brush Grade.
    - b. Diedrich Technologies, Inc.; a Hohmann & Barnard company; 606 Multi-Layer Paint Remover or 606X Extra Thick Multi-Layer Paint Remover.
    - c. Hydroclean; Hydrochemical Techniques, Inc; Hydroclean HT-716 Heavy Duty Paint Remover.
    - d. PROSOCO, Inc; Sure Klean Heavy-Duty Paint Stripper.
- C. Covered or Skin-Forming Alkaline Paint Remover: Manufacturer's standard covered or skin-forming, alkaline paste or gel formulation, for removing paint from masonry; containing no methylene chloride.
1. Products: Subject to compliance with requirements, provide one of the following:
    - a. American Building Restoration Products, Inc.; Grip 'N Strip 800 Fast Acting.
    - b. Diedrich Technologies, Inc.; a Hohmann & Barnard company; Envirestrip.
    - c. Dumond Chemicals, Inc; Peel Away 1 System.
- D. Solvent-Type Paste Paint Remover: Manufacturer's standard water-rinsable, solvent-type paste or gel formulation, for removing paint from masonry.
1. Products: Subject to compliance with requirements, provide one of the following:
    - a. Diedrich Technologies, Inc.; a Hohmann & Barnard company; 505 Special Coatings Stripper.
    - b. Hydroclean; Hydrochemical Techniques, Inc; HydroClean HT-300 Solvent Paint Remover.
    - c. PROSOCO, Inc; Sure Klean Fast Acting Stripper.
- E. Low-Odor, Solvent-Type Paste Paint Remover: Manufacturer's standard low-odor, water-rinsable, solvent-type paste, gel, or foamed emulsion formulation, for removing paint from masonry; containing no methanol or methylene chloride.
1. Products: Subject to compliance with requirements, provide one of the following:
    - a. American Building Restoration Products, Inc.; Super Bio Strip Gel.
    - b. Cathedral Stone Products, Inc.; S-301 or S-305.
    - c. Dumond Chemicals, Inc.; Smart Strip or Smart Strip Pro.
    - d. PROSOCO, Inc.; Enviro Klean SafStrip or Enviro Klean SafStrip 8.

- F. Covered, Solvent-Type Paste Paint Remover: Manufacturer's standard, low-odor, covered, water-rinsable, solvent-type paste or gel formulation, for removing paint coatings from masonry; containing no methanol or methylene chloride.

1. Products: Subject to compliance with requirements, provide one of the following:

- a. Dumond Chemicals, Inc; Peel Away 7.
- b. PROSOCO, Inc; Enviro Klean Safety Peel 1.

## 2.3 CLEANING MATERIALS

A. Water: Potable.

B. Hot Water: Water heated to a temperature of 140 to 160 deg F (60 to 71 deg C).

C. Detergent Solution, Job Mixed: Solution prepared by mixing 2 cups (0.5 L) of tetrasodium pyrophosphate (TSPP), 1/2 cup (125 mL) of laundry detergent, and 20 quarts (20 L) of hot water for every 5 gal. (20 L) of solution required.

D. Nonacidic Gel Cleaner: Manufacturer's standard gel formulation, with pH between 6 and 9, that contains detergents with chelating agents and is specifically formulated for cleaning masonry surfaces.

1. Products: Subject to compliance with requirements, provide one of the following:

- a. Cathedral Stone Products, Inc.; MasonRE B.

E. Nonacidic Liquid Cleaner: Manufacturer's standard mildly alkaline liquid cleaner formulated for removing mold, mildew, and other organic soiling from ordinary building materials, including polished stone, brick, aluminum, plastics, and wood.

1. Products: Subject to compliance with requirements, provide one of the following:

- a. American Building Restoration Products, Inc.; Building Wash 3.
- b. Cathedral Stone Products, Inc.; D/2 Biological Solution.
- c. Diedrich Technologies, Inc.; a Hohmann & Barnard company; 910 PM Polished Marble/Granite Cleaner.
- d. Dumond Chemicals, Inc; Safe n' Easy Limestone Cleaner.
- e. Hydroclean; Hydrochemical Techniques, Inc; HydroClean HT-700 Polished Marble & Granite Cleaner.
- f. PROSOCO, Inc; Enviro Klean 2010 AllSurface Cleaner.

## 2.4 ACCESSORY MATERIALS

A. Liquid Strippable Masking Agent: Manufacturer's standard liquid, film-forming, strippable masking material for protecting glass, metal, glazed masonry, and polished stone surfaces from damaging effects of acidic and alkaline masonry cleaners.

1. Products: Subject to compliance with requirements, provide one of the following:

- a. American Building Restoration Products, Inc.; Rubber Mask.
  - b. PROSOCO, Inc; Sure Klean Strippable Masking.
- B. Miscellaneous Products: Select materials and methods of use based on the following, subject to approval of a mockup:
  - 1. Previous effectiveness in performing the work involved.
  - 2. Little possibility of damaging exposed surfaces.
  - 3. Consistency of each application.
  - 4. Uniformity of the resulting overall appearance.
  - 5. Do not use products or tools that could do the following:
    - a. Remove, alter, or in any way harm the present condition or future preservation of existing surfaces, including surrounding surfaces not in contract.
    - b. Leave a residue on surfaces.

## 2.5 CHEMICAL CLEANING SOLUTIONS

- A. Dilute chemical cleaners with water to produce solutions not exceeding concentration recommended in writing by chemical-cleaner manufacturer.
- B. Acidic Cleaner Solution for Nonglazed Masonry: Dilute acidic cleaner with water to produce hydrofluoric acid content of 3 percent or less, but not greater than that recommended in writing by chemical-cleaner manufacturer.

## PART 3 - EXECUTION

### 3.1 PROTECTION

- A. Comply with each manufacturer's written instructions for protecting building and other surfaces against damage from exposure to its products. Prevent paint removers and chemical cleaning solutions from coming into contact with people, motor vehicles, landscaping, buildings, and other surfaces that could be harmed by such contact.
  - 1. Cover adjacent surfaces with materials that are proven to resist paint removers and chemical cleaners used unless products being used will not damage adjacent surfaces. Use protective materials that are waterproof and UV resistant. Apply masking agents according to manufacturer's written instructions. Do not apply liquid strippable masking agent to painted or porous surfaces. When no longer needed, promptly remove masking to prevent adhesive staining.
  - 2. Do not apply chemical solutions during winds of enough force to spread them to unprotected surfaces.
  - 3. Neutralize alkaline and acid wastes before disposal.
  - 4. Dispose of runoff from operations by legal means and in a manner that prevents soil erosion, undermining of paving and foundations, damage to landscaping, and water penetration into building interiors.

- B. Remove gutters and downspouts and associated hardware adjacent to immediate work area and store during masonry cleaning. Reinstall when masonry cleaning is complete.
  - 1. Provide temporary rain drainage during work to direct water away from building.

### 3.2 CLEANING MASONRY, GENERAL

- A. Cleaning Appearance Standard: Cleaned surfaces are to have a uniform appearance as viewed from **20 feet (6 m)** away by Architect.
- B. Proceed with cleaning in an orderly manner; work from bottom to top of each scaffold width and from one end of each elevation to the other. Ensure that dirty residues and rinse water do not wash over dry, cleaned surfaces.
- C. Use only those cleaning methods indicated for each masonry material and location.
  - 1. Brushes: Do not use wire brushes or brushes that are not resistant to chemical cleaner being used.
  - 2. Spray Equipment: Use spray equipment that provides controlled application at volume and pressure indicated, measured at nozzle. Adjust pressure and volume to ensure that cleaning methods do not damage surfaces, including joints.
    - a. Equip units with pressure gages.
    - b. For chemical-cleaner spray application, use low-pressure tank or chemical pump suitable for chemical cleaner indicated, equipped with nozzle having a cone-shaped spray.
    - c. For water-spray application, use fan-shaped spray that disperses water at an angle of 25 to 50 degrees.
    - d. For high-pressure water-spray application, use fan-shaped spray that disperses water at an angle of at least 40 degrees.
    - e. For heated water-spray application, use equipment capable of maintaining temperature between **140 and 160 deg F (60 and 71 deg C)** at flow rates indicated.
    - f. For steam application, use steam generator capable of delivering live steam at nozzle.
- D. Perform each cleaning method indicated in a manner that results in uniform coverage of all surfaces, including corners, moldings, and interstices, and that produces an even effect without streaking or damaging masonry surfaces. Keep wall wet below area being cleaned to prevent streaking from runoff.
- E. Perform additional general cleaning, paint and stain removal, and spot cleaning of small areas that are noticeably different when viewed according to the "Cleaning Appearance Standard" Paragraph, so that cleaned surfaces blend smoothly into surrounding areas.
- F. Water Application Methods:
  - 1. Water-Soak Application: Soak masonry surfaces by applying water continuously and uniformly to limited area for time indicated. Apply water at low pressures and low volumes in multiple fine sprays using perforated hoses or multiple spray nozzles. Erect a protective enclosure constructed of polyethylene sheeting to cover area being sprayed.



2. Water-Spray Applications: Unless otherwise indicated, hold spray nozzle at least **6 inches (150 mm)** from masonry surface and apply water in horizontal back-and-forth sweeping motion, overlapping previous strokes to produce uniform coverage.
- G. Steam Cleaning: Apply steam to masonry surfaces at the very low pressures indicated for each type of masonry. Hold nozzle at least **6 inches (150 mm)** from masonry surface and apply steam in horizontal back-and-forth sweeping motion, overlapping previous strokes to produce uniform coverage.
- H. Chemical-Cleaner Application Methods: Apply chemical cleaners to masonry surfaces according to chemical-cleaner manufacturer's written instructions; use brush or spray application. Do not spray apply at pressures exceeding **50 psi (345 kPa)**. Do not allow chemicals to remain on surface for periods longer than those indicated or recommended in writing by manufacturer.
- I. Rinse off chemical residue and soil by working upward from bottom to top of each treated area at each stage or scaffold setting. Periodically during each rinse, test pH of rinse water running off of cleaned area to determine that chemical cleaner is completely removed.
  1. Apply neutralizing agent and repeat rinse if necessary to produce tested pH of between 6.7 and 7.5.
- J. After cleaning is complete, remove protection no longer required. Remove tape and adhesive marks.

### 3.3 PRELIMINARY CLEANING

- A. Removing Plant Growth: Completely remove visible plant, moss, and shrub growth from masonry surfaces. Carefully remove plants, creepers, and vegetation by cutting at roots and allowing remaining growth to dry as long as possible before removal. Remove loose soil and plant debris from open joints to whatever depth they occur.
- B. Preliminary Cleaning: Before beginning general cleaning, remove extraneous substances that are resistant to planned cleaning methods. Extraneous substances include paint, calking, asphalt, and tar.
  1. Carefully remove heavy accumulations of rigid materials from masonry surface with sharp chisel. Do not scratch or chip masonry surface.
  2. Remove paint and calking with alkaline paint remover.
    - a. Comply with requirements in "Paint Removal" Article.
    - b. Repeat application up to two times if needed.
  3. Remove asphalt and tar with solvent-type paste paint remover.
    - a. Comply with requirements in "Paint Removal" Article.
    - b. Apply paint remover only to asphalt and tar by brush without prewetting.
    - c. Allow paint remover to remain on surface for 10 to 30 minutes.
    - d. Repeat application if needed.

### 3.4 PAINT REMOVAL

- A. Paint-Remover Application, General: Apply paint removers according to paint-remover manufacturer's written instructions. Do not allow paint removers to remain on surface for periods longer than those indicated or recommended in writing by manufacturer.
- B. Paint Removal with Alkaline Paste Paint Remover:
1. Remove loose and peeling paint using high-pressure water spray, scrapers, stiff brushes, or a combination of these. Let surface dry thoroughly.
  2. Apply paint remover to dry, painted surface with brushes.
  3. Allow paint remover to remain on surface for period recommended in writing by manufacturer or as determined by preconstruction testing.
  4. Rinse with cold water applied by low-pressure spray to remove chemicals and paint residue.
  5. Repeat process if necessary to remove all paint.
  6. Apply acidic cleaner or manufacturer's recommended afterwash to surface, while surface is still wet, using low-pressure spray equipment or soft-fiber brush. Let cleaner or afterwash remain on surface as a neutralizing agent for period recommended in writing by chemical-cleaner or afterwash manufacturer.
  7. Rinse with cold water applied by high-pressure spray to remove chemicals and soil.
- C. Paint Removal with Covered or Skin-Forming Alkaline Paint Remover:
1. Remove loose and peeling paint using high-pressure water spray, scrapers, stiff brushes, or a combination of these. Let surface dry thoroughly.
  2. Apply paint remover to dry, painted surface with trowel, spatula, or as recommended in writing by manufacturer.
  3. Apply cover according to manufacturer's written instructions.
  4. Allow paint remover to remain on surface for period recommended in writing by manufacturer or as determined by preconstruction testing.
  5. Scrape off paint and remover.
  6. Rinse with cold water applied by low-pressure spray to remove chemicals and paint residue.
  7. Apply acidic cleaner or manufacturer's recommended afterwash to surface, while surface is still wet, using low-pressure spray equipment or soft-fiber brush. Let cleaner or afterwash remain on surface as a neutralizing agent for period recommended in writing by chemical-cleaner or afterwash manufacturer.
  8. Rinse with cold water applied by high-pressure spray to remove chemicals and soil.
  9. For spots of remaining paint, apply alkaline paste paint remover, according to "Paint Removal with Alkaline Paste Paint Remover" Paragraph.
- D. Paint Removal with Solvent-Type Paste Paint Remover:
1. Remove loose and peeling paint using high-pressure water spray, scrapers, stiff brushes, or a combination of these. Let surface dry thoroughly.
  2. Apply thick coating of paint remover to painted surface with natural-fiber cleaning brush, deep-nap roller, or large paint brush. Apply in one or two coats according to manufacturer's written instructions.
  3. Allow paint remover to remain on surface for period recommended in writing by manufacturer or as determined by preconstruction testing.
  4. Rinse with cold water applied by low-pressure spray to remove chemicals and paint residue.

### 3.5 CLEANING MASONRY

#### A. Cold-Water Soak:

1. Apply cold water by intermittent spraying to keep surface moist.
2. Use perforated hoses or other means that apply a fine water mist to entire surface being cleaned.
3. Apply water in cycles of five minutes on and 20 minutes off.
4. Continue spraying until surface encrustation has softened enough to permit its removal by water wash, as indicated by cleaning tests.
5. Remove soil and softened surface encrustation from surface with cold water applied by low-pressure spray.

#### B. Cold-Water Wash: Use cold water applied by low or high-pressure spray.

#### C. Hot-Water Wash: Use hot water applied by low or high-pressure spray.

#### D. Steam Cleaning: Apply steam at very low pressures not exceeding 30 psi (207 kPa). Remove dirt softened by steam with wood scrapers, stiff-nylon or -fiber brushes, or cold-water wash, as indicated by cleaning tests.

#### E. Detergent Cleaning:

1. Wet surface with hot water applied by low-pressure spray.
2. Scrub surface with detergent solution using medium-soft brushes until soil is thoroughly dislodged and can be removed by rinsing. Use small brushes to remove soil from mortar joints and crevices. Dip brush in solution often to ensure that adequate fresh detergent is used and that surface remains wet.
3. Rinse with hot water applied by low or high-pressure spray to remove detergent solution and soil.
4. Repeat cleaning procedure above where required to produce cleaning effect established by mockup.

#### F. Nonacidic Gel Chemical Cleaning:

1. Wet surface with hot water applied by low-pressure spray.
2. Apply gel cleaner in 1/8-inch (3-mm) thickness by brush, working into joints and crevices. Apply quickly and do not brush out excessively, so area is uniformly covered with fresh cleaner and dwell time is uniform throughout area being cleaned.
3. Let cleaner remain on surface for period recommended in writing by chemical-cleaner manufacturer.
4. Remove bulk of gel cleaner.
5. Rinse with hot water applied by low or high-pressure spray to remove chemicals and soil.
6. Repeat cleaning procedure above where required to produce cleaning effect established by mockup. Do not repeat more than once. If additional cleaning is required, use steam cleaning.

#### G. Nonacidic Liquid Chemical Cleaning:

1. Wet surface with hot water applied by low-pressure spray.
2. Apply cleaner to surface in two applications by brush or low-pressure spray.
3. Let cleaner remain on surface for period recommended in writing by chemical-cleaner manufacturer.

4. Rinse with hot water applied by medium-pressure spray to remove chemicals and soil.
5. Repeat cleaning procedure above where required to produce cleaning effect established by mockup. Do not repeat more than once. If additional cleaning is required, use steam cleaning.

### 3.6 FIELD QUALITY CONTROL

- A. Manufacturer's Field Service: Engage paint-remover manufacturer's and chemical-cleaner manufacturer's factory-authorized service representatives for consultation and Project-site inspection, to perform preconstruction product testing, and provide on-site assistance when requested by Architect. Have paint-remover manufacturer's and chemical-cleaner manufacturer's factory-authorized service representatives visit Project site not less than twice to observing progress and quality of the work.

### 3.7 FINAL CLEANING

- A. Clean adjacent nonmasonry surfaces of spillage and debris. Use detergent and soft brushes or cloths.
- B. Remove debris from gutters and downspouts. Rinse off roof and flush gutters and downspouts.
- C. Remove masking materials, leaving no residues that could trap dirt.

**END OF SECTION 04 0110**

## SECTION 04 0120.63

### MASONRY REPAIR

#### PART 1 - GENERAL

##### 1.1 RELATED DOCUMENTS

- A. Drawings and general provisions of the Contract, including General and Supplementary Conditions and Division 01 Specification Sections, apply to this Section.

##### 1.2 SUMMARY

- A. Section Includes:
  - 1. Repairing masonry.

##### 1.3 DEFINITIONS

- A. Rebuilding (Setting) Mortar: Mortar used to set and anchor masonry in a structure, distinct from pointing mortar installed after masonry is set in place.
- B. Saturation Coefficient: Ratio of the weight of water absorbed during immersion in cold water to weight absorbed during immersion in boiling water; used as an indication of resistance of masonry to freezing and thawing.

##### 1.4 PREINSTALLATION MEETINGS

- A. Preinstallation Conference: Conduct conference at Project site.
  - 1. Review methods and procedures related to masonry repair including, but not limited to, the following:
    - a. Verify masonry repair specialist's personnel, equipment, and facilities needed to make progress and avoid delays.
    - b. Materials, material application, sequencing, tolerances, and required clearances.
    - c. Quality-control program.
    - d. Coordination with building occupants.

##### 1.5 SEQUENCING AND SCHEDULING

- A. Order sand and gray portland cement for colored mortar immediately after approval of mockups. Take delivery of and store at Project site enough quantity to complete Project.

- B. Work Sequence: Perform masonry repair work in the following sequence, which includes work specified in this and other Sections:
1. Remove plant growth.
  2. Inspect masonry for open mortar joints and point them before cleaning to prevent the intrusion of water and other cleaning materials into the wall.
  3. Remove paint.
  4. Clean masonry.
  5. Rake out mortar from joints surrounding masonry to be replaced and from joints adjacent to masonry repairs along joints.
  6. Repair masonry, including replacing existing masonry with new masonry materials.
  7. Rake out mortar from joints to be repointed.
  8. Point mortar and sealant joints.
  9. After repairs and repointing have been completed and cured, perform a final cleaning to remove residues from this work.
  10. Where water repellents are to be used on or near masonry work, delay application of these chemicals until after pointing and cleaning.

## 1.6 ACTION SUBMITTALS

- A. Product Data: For each type of product.
1. Include construction details, material descriptions, dimensions of individual components and profiles, and finishes.
  2. Include recommendations for product application and use.
  3. Include test data substantiating that products comply with requirements.
- B. Shop Drawings:
1. Include plans, elevations, sections, and locations of replacement masonry on the structure, showing relation of existing and new or relocated units.
  2. Show provisions for expansion joints or other sealant joints.
  3. Show provisions for flashing, lighting fixtures, conduits, and weep holes as required.
  4. Show locations of scaffolding and points of scaffolding in contact with masonry. Include details of each point of contact or anchorage.
- C. Samples: For the following:
1. Each type of masonry unit to be used for replacing existing units. Include sets of Samples to show the full range of shape, color, and texture to be expected. For each type, provide straps or panels containing at least four units. Include multiple straps for masonry with a wide range.
  2. Each type of patching compound in the form of briquettes, at least **3 inches (75 mm)** long by **1-1/2 inches (38 mm)** wide. Document each Sample with manufacturer and stock number or other information necessary to order additional material.
  3. Accessories: Each type of accessory and miscellaneous support.

## 1.7 INFORMATIONAL SUBMITTALS

- A. Qualification Data: For masonry repair specialist including field supervisors and workers.

- B. Preconstruction Test Reports: For existing masonry and mortar and replacement masonry.

## 1.8 QUALITY ASSURANCE

- A. Masonry Repair Specialist Qualifications: Engage an experienced masonry repair firm to perform work of this Section. Firm shall have completed work similar in material, design, and extent to that indicated for this Project with a record of successful in-service performance. Experience in only installing masonry is insufficient experience for masonry repair work.
  - 1. Field Supervision: Masonry repair specialist firm shall maintain experienced full-time supervisors on Project site during times that masonry repair work is in progress.
- B. Mockups: Prepare mockups of masonry repair to demonstrate aesthetic effects and to set quality standards for materials and execution and for fabrication and installation.
  - 1. Masonry Repair: Prepare sample areas for each type of masonry repair work performed. If not otherwise indicated, size each mockup not smaller than two adjacent whole units or approximately 48 inches (1200 mm) in least dimension. Construct sample areas in locations in existing walls where directed by Architect unless otherwise indicated. Demonstrate quality of materials, workmanship, and blending with existing work.
  - 2. Approval of mockups does not constitute approval of deviations from the Contract Documents contained in mockups unless Architect specifically approves such deviations in writing.
  - 3. Subject to compliance with requirements, approved mockups may become part of the completed Work if undisturbed at time of Substantial Completion.

## 1.9 PRECONSTRUCTION TESTING

- A. Preconstruction Testing Service: Owner will engage a qualified testing agency to perform preconstruction testing on masonry as follows:
  - 1. Provide test specimens as indicated and representative of proposed materials and existing construction.
  - 2. Replacement Masonry: Test each proposed type of replacement masonry according to sampling and testing methods in ASTM C67 for compressive strength, 24-hour cold-water absorption, five-hour boil absorption, saturation coefficient, and initial rate of absorption (suction).
  - 3. Existing Masonry: Test each type of existing masonry indicated for replacement according to testing methods in ASTM C67 for compressive strength, 24-hour cold-water absorption, five-hour boil absorption, saturation coefficient, and initial rate of absorption (suction). Carefully remove two existing units from locations designated by Architect. Take testing samples from these units.
  - 4. Existing Mortar: Test according to ASTM C1324, modified as agreed by testing service and Architect for Project requirements, to determine proportional composition of original ingredients, sizes and colors of aggregates, and approximate strength.
  - 5. Temporary Patch: As directed by Architect, provide temporary materials followed by permanent repairs at locations from which existing samples were taken.

#### 1.10 DELIVERY, STORAGE, AND HANDLING

- A. Deliver masonry to Project site strapped together in suitable packs or pallets or in heavy-duty cartons and protected against impact and chipping.
- B. Deliver packaged materials to Project site in manufacturer's original and unopened containers, labeled with manufacturer's name and type of products.
- C. Store cementitious materials on elevated platforms, under cover, and in a dry location. Do not use cementitious materials that have become damp.
- D. Store hydrated lime in manufacturer's original and unopened containers. Discard lime if containers have been damaged or have been opened for more than two days.
- E. Store sand where grading and other required characteristics can be maintained and contamination avoided.
- F. Handle masonry to prevent overstressing, chipping, defacement, and other damage.

#### 1.11 FIELD CONDITIONS

- A. Weather Limitations: Proceed with installation only when existing and forecasted weather conditions permit masonry repair work to be performed according to product manufacturers' written instructions and specified requirements.
- B. Temperature Limits: Repair masonry only when air temperature is between 40 and 90 deg F (4 and 32 deg C) and is predicted to remain so for at least seven days after completion of the Work unless otherwise indicated.
- C. Cold-Weather Requirements: Comply with the following procedures for masonry repair unless otherwise indicated:
  - 1. When air temperature is below 40 deg F (4 deg C), heat mortar ingredients, masonry repair materials, and existing masonry walls to produce temperatures between 40 and 120 deg F (4 and 49 deg C).
  - 2. When mean daily air temperature is below 40 deg F (4 deg C), provide enclosure and heat to maintain temperatures above 32 deg F (0 deg C) within the enclosure for seven days after repair.
- D. Hot-Weather Requirements: Protect masonry repairs when temperature and humidity conditions produce excessive evaporation of water from mortar and repair materials. Provide artificial shade and wind breaks, and use cooled materials as required to minimize evaporation. Do not apply mortar to substrates with temperatures of 90 deg F (32 deg C) and above unless otherwise indicated.
- E. For manufactured repair materials, perform work within the environmental limits set by each manufacturer.



## **PART 2 - PRODUCTS**

### **2.1 PERFORMANCE REQUIREMENTS**

- A. Source Limitations: Obtain each type of material for repairing masonry (masonry, cement, sand, etc.) from single source with resources to provide materials of consistent quality in appearance and physical properties.

### **2.2 MASONRY MATERIALS**

- A. As required to complete masonry repair work.
  - 1. Masonry Matching Existing: Units with colors, color variation within units, surface texture, size, and shape that match existing masonry and with physical properties within 10 percent of those determined from preconstruction testing of selected existing units.
  - 2. Special Shapes:
    - a. Provide molded, 100 percent solid shapes for applications where core holes or "frogs" could be exposed to view or weather when in final position and where shapes produced by sawing would result in sawed surfaces being exposed to view.
    - b. Provide specially ground units, shaped to match patterns, for arches and where indicated.
    - c. Mechanical chopping or breaking masonry, or bonding pieces of masonry together by adhesive, are unacceptable procedures for fabricating special shapes.

### **2.3 MORTAR MATERIALS**

- A. Portland Cement: ASTM C150/C150M, Type I or Type II, except Type III may be used for cold-weather construction; white or gray, or both where required for color matching of mortar.
- B. Hydrated Lime: ASTM C207, Type S.
- C. Mortar Sand: ASTM C144.
  - 1. Exposed Mortar: Match size, texture, and gradation of existing mortar sand as closely as possible. Blend several sands if necessary to achieve suitable match.
  - 2. Colored Mortar: Natural sand or ground marble, granite, or other sound stone of color necessary to produce required mortar color.
- D. Mortar Pigments: ASTM C979/C979M, compounded for use in mortar mixes, and having a record of satisfactory performance in masonry mortars.
- E. Water: Potable.

## 2.4 ACCESSORY MATERIALS

- A. Setting Buttons and Shims: Resilient plastic, nonstaining to masonry, sized to suit joint thicknesses and bed depths of masonry, less the required depth of pointing materials unless removed before pointing.
- B. Masking Tape: Nonstaining, nonabsorbent material; compatible with mortar, joint primers, sealants, and surfaces adjacent to joints; and that easily comes off entirely, including adhesive.
- C. Other Products: Select materials and methods of use based on the following, subject to approval of a mockup:
  - 1. Previous effectiveness in performing the work involved.
  - 2. Minimal possibility of damaging exposed surfaces.
  - 3. Consistency of each application.
  - 4. Uniformity of the resulting overall appearance.
  - 5. Do not use products or tools that could leave residue on surfaces.

## 2.5 MORTAR MIXES

- A. Measurement and Mixing: Measure cementitious materials and sand in a dry condition by volume or equivalent weight. Do not measure by shovel; use known measure. Mix materials in a clean, mechanical batch mixer.
- B. Colored Mortar: Produce mortar of color required by using specified ingredients. Do not alter specified proportions without Architect's approval.
  - 1. Mortar Pigments: Where mortar pigments are indicated, do not add pigment exceeding 10 percent by weight of the cementitious or binder materials, except for carbon black which is limited to 2 percent, unless otherwise demonstrated by a satisfactory history of performance.
- C. Do not use admixtures in mortar unless otherwise indicated.
- D. Mixes: Mix mortar materials in the following proportions:
  - 1. Rebuilding (Setting) Mortar by Type: ASTM C270, Proportion Specification, Type N unless otherwise indicated; with cementitious material limited to portland cement and lime.
  - 2. Pigmented, Colored Mortar: Add mortar pigments to produce exposed, setting (rebuilding) mortar of colors required.

## PART 3 - EXECUTION

### 3.1 PROTECTION

- A. Prevent mortar from staining face of surrounding masonry and other surfaces.
  - 1. Cover sills, ledges, and other projecting items to protect them from mortar droppings.

2. Keep wall area wet below rebuilding and repair work to discourage mortar from adhering.
  3. Immediately remove mortar splatters in contact with exposed masonry and other surfaces.
- B. Remove gutters and downspouts and associated hardware adjacent to masonry and store during masonry repair. Reinstall when repairs are complete.
1. Provide temporary rain drainage during work to direct water away from building.

### 3.2 MASONRY REPAIR, GENERAL

- A. Appearance Standard: Repaired surfaces are to have a uniform appearance as viewed from **20 feet (6 m)** away by Architect.

### 3.3 MASONRY REMOVAL AND REPLACEMENT

- A. At locations indicated, remove masonry that are damaged, spalled, or deteriorated. Carefully remove entire units from joint to joint, without damaging surrounding masonry, in a manner that permits replacement with full-size units.
1. When removing single units, remove material from center of masonry and work toward outside edges.
- B. Support and protect remaining masonry that surrounds removal area.
- C. Maintain flashing, reinforcement, lintels, and adjoining construction in an undamaged condition.
- D. Notify Architect of unforeseen detrimental conditions including voids, cracks, bulges, and loose units in existing masonry backup, rotted wood, rusted metal, and other deteriorated items.
- E. Clean masonry surrounding removal areas by removing mortar, dust, and loose particles in preparation for masonry replacement.
- F. Install replacement masonry into bonding and coursing pattern of existing masonry. If cutting is required, use a motor-driven saw designed to cut masonry with clean, sharp, unchipped edges.
1. Maintain joint width for replacement units to match existing joints.
  2. Use setting buttons or shims to set units accurately spaced with uniform joints.
- G. Lay replacement masonry with rebuilding (setting) mortar and with completely filled bed, head, and collar joints. Butter ends with enough mortar to fill head joints and shove into place. Wet both replacement and surrounding masonry that have ASTM C67 initial rates of absorption (suction) of more than **30 g/30 sq. in. per min. (30 g/194 sq. cm per min.)** Use wetting methods that ensure that units are nearly saturated but surface is dry when laid.
1. Tool exposed mortar joints in repaired areas to match joints of surrounding existing masonry.
  2. When mortar is hard enough to support units, remove shims and other devices interfering with pointing of joints.

- H. Curing: Cure mortar by maintaining in thoroughly damp condition for at least 72 consecutive hours, including weekends and holidays.
  - 1. Hairline cracking within the mortar or mortar separation at edge of a joint is unacceptable. Completely remove such mortar and repoint.

### 3.4 FINAL CLEANING

- A. After mortar has fully hardened, thoroughly clean exposed masonry surfaces of excess mortar and foreign matter; use wood scrapers, stiff-nylon or -fiber brushes, and clean water applied by low-pressure spray.
  - 1. Do not use metal scrapers or brushes.
  - 2. Do not use acidic or alkaline cleaners.
- B. Clean adjacent nonmasonry surfaces. Use detergent and soft brushes or cloths.
- C. Clean mortar and debris from roof; remove debris from gutters and downspouts. Rinse off roof and flush gutters and downspouts.
- D. Remove masking materials, leaving no residues that could trap dirt.

### 3.5 FIELD QUALITY CONTROL

- A. Testing Agency: Owner will engage a qualified testing agency to perform tests and inspections. Allow inspectors use of lift devices and scaffolding, as needed, to perform inspections.

### 3.6 MASONRY WASTE DISPOSAL

- A. Salvageable Materials: Unless otherwise indicated, excess masonry materials are Contractor's property.
- B. Masonry Waste: Remove masonry waste and legally dispose of off Owner's property.

**END OF SECTION 04 0120.63**

## SECTION 04 0120.64

### MASONRY REPOINTING

#### PART 1 - GENERAL

##### 1.1 RELATED DOCUMENTS

- A. Drawings and general provisions of the Contract, including General and Supplementary Conditions and Division 01 Specification Sections, apply to this Section.

##### 1.2 SUMMARY

- A. Section Includes:
  - 1. Repointing joints with mortar.
  - 2. Repointing joints with sealant.

##### 1.3 DEFINITIONS

- A. Low-Pressure Spray: 100 to 400 psi (690 to 2750 kPa); 4 to 6 gpm (0.25 to 0.4 L/s).

##### 1.4 PREINSTALLATION MEETINGS

- A. Preinstallation Conference: Conduct conference at Project site.
  - 1. Review methods and procedures related to repointing masonry including, but not limited to, the following:
    - a. Verify masonry repointing specialist's personnel, equipment, and facilities needed to make progress and avoid delays.
    - b. Materials, material application, sequencing, tolerances, and required clearances.
    - c. Quality-control program.
    - d. Coordination with building occupants.

##### 1.5 SEQUENCING AND SCHEDULING

- A. Order sand and gray portland cement for pointing mortar immediately after approval of mockups. Take delivery of and store at Project site enough quantity to complete Project.
- B. Work Sequence: Perform masonry repointing work in the following sequence, which includes work specified in this and other Sections:
  - 1. Remove plant growth.

2. Inspect masonry for open mortar joints and permanently or temporarily point them before cleaning to prevent the intrusion of water and other cleaning materials into the wall.
3. Remove paint.
4. Clean masonry.
5. Rake out mortar from joints surrounding masonry to be replaced and from joints adjacent to masonry repairs along joints.
6. Repair masonry, including replacing existing masonry with new masonry materials.
7. Rake out mortar from joints to be repointed.
8. Point mortar and sealant joints.
9. After repairs and repointing have been completed and cured, perform a final cleaning to remove residues from this work.
10. Where water repellents are to be used on or near masonry work, delay application of these chemicals until after pointing and cleaning.

## 1.6 ACTION SUBMITTALS

### A. Product Data: For each type of product.

1. Include construction details, material descriptions, dimensions of individual components and profiles, and finishes.
2. Include recommendations for product application and use.
3. Include test data substantiating that products comply with requirements.

### B. Shop Drawings:

1. Include plans, elevations, sections, and locations of repointing work on the structure.
2. Show provisions for expansion joints or other sealant joints.
3. Show locations of scaffolding and points of scaffolding in contact with masonry. Include details of each point of contact or anchorage.

### C. Samples: For the following:

1. Each type, color, and texture of pointing mortar in the form of sample mortar strips, **6 inches (150 mm)** long by **1/2 inch (13 mm)** wide, set in aluminum or plastic channels.
  - a. Include with each Sample a list of ingredients with proportions of each. Identify sources, both supplier and quarry, of each type of sand and brand names of cementitious materials and pigments if any.
2. Sealant materials.
3. Accessories: Each type of accessory and miscellaneous support.

## 1.7 INFORMATIONAL SUBMITTALS

- A. Qualification Data: For masonry repointing specialist including field supervisors and workers.
- B. Preconstruction Test Reports: For existing masonry and mortar.

## 1.8 QUALITY ASSURANCE

- A. Masonry Repointing Specialist Qualifications: Engage an experienced masonry repointing firm to perform work of this Section. Firm shall have completed work similar in material, design, and extent to that indicated for this Project with a record of successful in-service performance. Experience in only installing masonry is insufficient experience for masonry repointing work.
  - 1. Field Supervision: Masonry repointing specialist firms shall maintain experienced full-time supervisors on Project site during times that masonry repointing work is in progress.
- B. Mockups: Prepare mockups of masonry repointing to demonstrate aesthetic effects and to set quality standards for materials and execution.
  - 1. Repointing: Rake out joints in two separate areas, each approximately **36 inches (900 mm)** high by **48 inches (1200 mm)** wide for each type of repointing required, and repoint one of the areas.
  - 2. Approval of mockups does not constitute approval of deviations from the Contract Documents contained in mockups unless Architect specifically approves such deviations in writing.
  - 3. Subject to compliance with requirements, approved mockups may become part of the completed Work if undisturbed at time of Substantial Completion.

## 1.9 PRECONSTRUCTION TESTING

- A. Preconstruction Testing Service: Owner will engage a qualified testing agency to perform preconstruction testing on masonry units as follows:
  - 1. Provide test specimens as indicated and representative of proposed materials and existing construction.
  - 2. Existing Masonry: Test each type of existing masonry indicated for repointing according to testing methods in ASTM C67 for compressive strength, 24-hour cold-water absorption, five-hour boil absorption, saturation coefficient, and initial rate of absorption (suction). Carefully remove two existing units from locations designated by Architect. Take testing samples from these units.
  - 3. Existing Mortar: Test according to ASTM C1324, modified as agreed by testing service and Architect for Project requirements, to determine proportional composition of original ingredients, sizes and colors of aggregates, and approximate strength.
  - 4. Temporary Patch: As directed by Architect, provide temporary materials followed by permanent repairs at locations from which existing samples were taken.

## 1.10 DELIVERY, STORAGE, AND HANDLING

- A. Deliver packaged materials to Project site in manufacturer's original and unopened containers, labeled with manufacturer's name and type of products.
- B. Store cementitious materials on elevated platforms, under cover, and in a dry location. Do not use cementitious materials that have become damp.
- C. Store hydrated lime in manufacturer's original and unopened containers. Discard lime if containers have been damaged or have been opened for more than two days.

- D. Store sand where grading and other required characteristics can be maintained and contamination avoided.

#### 1.11 FIELD CONDITIONS

- A. Weather Limitations: Proceed with installation only when existing and forecasted weather conditions permit repointing work to be performed according to product manufacturers' written instructions and specified requirements.
- B. Temperature Limits: Repoint mortar joints only when air temperature is between **40 and 90 deg F (4 and 32 deg C)** and is predicted to remain so for at least seven days after completion of the Work unless otherwise indicated.
- C. Cold-Weather Requirements: Comply with the following procedures for mortar-joint pointing unless otherwise indicated:
  - 1. When air temperature is below **40 deg F (4 deg C)**, heat mortar ingredients and existing masonry walls to produce temperatures between **40 and 120 deg F (4 and 49 deg C)**.
  - 2. When mean daily air temperature is below **40 deg F (4 deg C)**, provide enclosure and heat to maintain temperatures above **32 deg F (0 deg C)** within the enclosure for seven days after pointing.
- D. Hot-Weather Requirements: Protect mortar-joint pointing when temperature and humidity conditions produce excessive evaporation of water from mortar materials. Provide artificial shade and wind breaks, and use cooled materials as required to minimize evaporation. Do not apply mortar to substrates with temperatures of **90 deg F (32 deg C)** and above unless otherwise indicated.

## PART 2 - PRODUCTS

### 2.1 PERFORMANCE REQUIREMENTS

- A. Source Limitations: Obtain each type of material for repointing masonry (cement, sand, etc.) from single source with resources to provide materials of consistent quality in appearance and physical properties.

### 2.2 MORTAR MATERIALS

- A. Portland Cement: ASTM C150/C150M, Type I or Type II, except Type III may be used for cold-weather construction; white or gray, or both where required for color matching of mortar.
  - 1. Provide cement containing not more than 0.60 percent total alkali when tested according to ASTM C114.
- B. Hydrated Lime: ASTM C207, Type S.
- C. Mortar Sand: ASTM C144.



1. Match size, texture, and gradation of existing mortar sand as closely as possible. Blend several sands if necessary to achieve suitable match.
  2. Color: Natural sand or ground marble, granite, or other sound stone of color necessary to produce required mortar color.
- D. Mortar Pigments: ASTM C979/C979M, compounded for use in mortar mixes, and having a record of satisfactory performance in masonry mortars.
- E. Water: Potable.

## 2.3 ACCESSORY MATERIALS

### A. Sealant Materials:

1. Sealant manufacturer's standard elastomeric sealant(s) of base polymer and characteristics indicated below.
  - a. Type: Single-component, nonsag urethane sealant.
2. Colors: Provide colors of exposed sealants to match colors of mortar adjoining installed sealant unless otherwise indicated.

### B. Joint-Sealant Backing:

1. Cylindrical Sealant Backings: ASTM C1330, Type C (closed-cell material with a surface skin) or Type B (bicellular material with a surface skin), and of size and density to control sealant depth and otherwise contribute to producing optimum sealant performance.
2. Bond-Breaker Tape: Polyethylene tape or other plastic tape recommended in writing by sealant manufacturer for preventing sealant from adhering to rigid, inflexible, joint-filler materials or joint surfaces at back of joint where such adhesion would result in sealant failure. Provide self-adhesive tape where applicable.

### C. Masking Tape: Nonstaining, nonabsorbent material; compatible with mortar, joint primers, sealants, and surfaces adjacent to joints; and that easily comes off entirely, including adhesive.

### D. Other Products: Select materials and methods of use based on the following, subject to approval of a mockup:

1. Previous effectiveness in performing the work involved.
2. Minimal possibility of damaging exposed surfaces.
3. Consistency of each application.
4. Uniformity of the resulting overall appearance.
5. Do not use products or tools that could leave residue on surfaces.

## 2.4 MORTAR MIXES

- ### A. Measurement and Mixing: Measure cementitious materials and sand in a dry condition by volume or equivalent weight. Do not measure by shovel; use known measure. Mix materials in a clean, mechanical batch mixer.

1. Mixing Pointing Mortar: Thoroughly mix cementitious materials and sand together before adding any water. Then mix again, adding only enough water to produce a damp, unworkable mix that retains its form when pressed into a ball. Maintain mortar in this dampened condition for 15 to 30 minutes. Add remaining water in small portions until mortar reaches desired consistency. Use mortar within one hour of final mixing; do not retemper or use partially hardened material.
- B. Colored Mortar: Produce mortar of color required by using specified ingredients. Do not alter specified proportions without Architect's approval.
  1. Mortar Pigments: Where mortar pigments are indicated, do not add pigment exceeding 10 percent by weight of the cementitious or binder materials, except for carbon black which is limited to 2 percent, unless otherwise demonstrated by a satisfactory history of performance.
- C. Do not use admixtures in mortar unless otherwise indicated.
- D. Mixes: Mix mortar materials in the following proportions:
  1. Pointing Mortar by Type: ASTM C270, Proportion Specification, Type N unless otherwise indicated; with cementitious material limited to portland cement and lime. Add mortar pigments to produce mortar colors required.

### **PART 3 - EXECUTION**

#### **3.1 PROTECTION**

- A. Prevent mortar from staining face of surrounding masonry and other surfaces.
  1. Cover sills, ledges, and other projecting items to protect them from mortar droppings.
  2. Keep wall area wet below pointing work to discourage mortar from adhering.
  3. Immediately remove mortar splatters in contact with exposed masonry and other surfaces.
- B. Remove gutters and downspouts and associated hardware adjacent to masonry and store during masonry repointing. Reinstall when repointing is complete.
  1. Provide temporary rain drainage during work to direct water away from building.

#### **3.2 MASONRY REPOINTING, GENERAL**

- A. Appearance Standard: Repointed surfaces are to have a uniform appearance as viewed from **20 feet (6 m)** away by Architect.

#### **3.3 REPOINTING**

- A. Rake out and repoint joints to the following extent:

1. All joints in areas indicated.
  2. Joints indicated as sealant-filled joints.
  3. Joints at locations of the following defects:
    - a. Holes and missing mortar.
    - b. Cracks that can be penetrated **1/4 inch (6 mm)** or more by a knife blade **0.027 inch (0.7 mm)** thick.
    - c. Cracks **1/16 inch (1.6 mm)** or more in width and of any depth.
    - d. Hollow-sounding joints when tapped by metal object.
    - e. Eroded surfaces **1/4 inch (6 mm)** or more deep.
    - f. Deterioration to point that mortar can be easily removed by hand, without tools.
    - g. Joints filled with substances other than mortar.
- B. Do not rake out and repoint joints where not required.
- C. Rake out joints as follows, according to procedures demonstrated in approved mockup:
1. Remove mortar from joints to depth of joint width plus **1/8 inch (3 mm)** and not less than that required to expose sound, unweathered mortar. Do not remove unsound mortar more than **2 inches (50 mm)** deep; consult Architect for direction.
  2. Remove mortar from masonry surfaces within raked-out joints to provide reveals with square backs and to expose masonry for contact with pointing mortar. Brush, vacuum, or flush joints to remove dirt and loose debris.
  3. Do not spall edges of masonry units or widen joints. Replace or patch damaged masonry units as directed by Architect.
- D. Notify Architect of unforeseen detrimental conditions including voids in mortar joints, cracks, loose masonry units, rotted wood, rusted metal, and other deteriorated items.
- E. Pointing with Mortar:
1. Rinse joint surfaces with water to remove dust and mortar particles. Time rinsing application so, at time of pointing, joint surfaces are damp but free of standing water. If rinse water dries, dampen joint surfaces before pointing.
  2. Apply pointing mortar first to areas where existing mortar was removed to depths greater than surrounding areas. Apply in layers not greater than **3/8 inch (9 mm)** until a uniform depth is formed. Fully compact each layer, and allow it to become thumbprint hard before applying next layer.
  3. After deep areas have been filled to same depth as remaining joints, point joints by placing mortar in layers not greater than **3/8 inch (9 mm)**. Fully compact each layer and allow to become thumbprint hard before applying next layer. Where existing masonry units have worn or rounded edges, slightly recess finished mortar surface below face of masonry to avoid widened joint faces. Take care not to spread mortar beyond joint edges onto exposed masonry surfaces or to featheredge the mortar.
  4. When mortar is thumbprint hard, tool joints to match original appearance of joints as demonstrated in approved mockup. Remove excess mortar from edge of joint by brushing.
  5. Cure mortar by maintaining in thoroughly damp condition for at least 72 consecutive hours, including weekends and holidays.
  6. Hairline cracking within mortar or mortar separation at edge of a joint is unacceptable. Completely remove such mortar and repoint.
- F. Pointing with Sealant: Comply with the following:

1. After raking out, keep joints dry and free of mortar and debris.
2. Clean and prepare joint surfaces. Prime joint surfaces unless sealant manufacturer recommends against priming. Do not allow primer to spill or migrate onto adjoining surfaces.
3. Fill sealant joints with specified joint sealant.
  - a. Install cylindrical sealant backing beneath the sealant. Where space is insufficient for cylindrical sealant backing, install bond-breaker tape.
  - b. Install sealant using only proven installation techniques that ensure that sealant is deposited in a uniform, continuous ribbon, without gaps or air pockets, and with complete wetting of the joint bond surfaces equally on both sides. Fill joint flush with surrounding masonry and matching the contour of adjoining mortar joints.
  - c. Install sealant as recommended in writing by sealant manufacturer but within the following general limitations, measured at the center (thin) section of the bead:
    - 1) Fill joints to a depth equal to joint width, but not more than **1/2 inch (13 mm)** deep or less than **1/4 inch (6 mm)** deep.
  - d. Tool sealant to form smooth, uniform beads, slightly concave. Remove excess sealant from surfaces adjacent to joint.
  - e. Sanded Joints: Immediately after first tooling, apply ground-mortar aggregate to sealant, gently pushing aggregate into the surface of sealant. Lightly retool sealant to form smooth, uniform beads, slightly concave. Remove excess sealant and aggregate from surfaces adjacent to joint.
  - f. Do not allow sealant to overflow or spill onto adjoining surfaces, or to migrate into the voids of adjoining surfaces, particularly rough textures. Remove excess and spillage of sealant promptly as the work progresses. Clean adjoining surfaces by the means necessary to eliminate evidence of spillage, without damage to adjoining surfaces or finishes, as demonstrated in an approved mockup.
- G. Where repointing work precedes cleaning of existing masonry, allow mortar to harden at least 30 days before beginning cleaning work.

### 3.4 FINAL CLEANING

- A. After mortar has fully hardened, thoroughly clean exposed masonry surfaces of excess mortar and foreign matter; use wood scrapers, stiff-nylon or -fiber brushes, and clean water applied by low-pressure spray.
  1. Do not use metal scrapers or brushes.
  2. Do not use acidic or alkaline cleaners.
- B. Clean adjacent nonmasonry surfaces. Use detergent and soft brushes or cloths.
- C. Clean mortar and debris from roof; remove debris from gutters and downspouts. Rinse off roof and flush gutters and downspouts.
- D. Remove masking materials, leaving no residues that could trap dirt.

3.5 FIELD QUALITY CONTROL

- A. Testing Agency: Owner will engage qualified testing agency to perform tests and inspections. Allow inspectors use of lift devices and scaffolding, as needed, to perform inspections.

**END OF SECTION 04 0120.64**

**DIVISION 05 - METALS**

Not Used

**DIVISION 06 - WOOD AND PLASTICS**

Not Used

**DIVISION 07 - THERMAL AND MOISTURE PROTECTION**

07 1900

Water Repellents



## SECTION 07 1900

### WATER REPELLENTS

#### PART 1 - GENERAL

##### 1.1 RELATED DOCUMENTS

- A. Drawings and general provisions of the Contract, including General and Supplementary Conditions and Division 1 Specification Sections, apply to this Section.

##### 1.2 SCOPE OF WORK

- A. The work covered by this section includes furnishing all labor and materials and performing all operations in connection with the application of a clear, penetrating water repellent to the following exposed vertical surfaces.
  - 1. Masonry.

##### 1.3 RELATED SECTIONS

- A. The following sections contain requirements that relate to this section:
  - 1. Section 03 3000 "Cast-In-Place Concrete" for curing compounds, curing and sealing compounds, and penetrating liquid floor treatments.
  - 2. Section 04 2113 "Brick Masonry" for water repellent applied to unit masonry assemblies.
  - 3. Section 07 9200 "Joint Sealants" for joint sealants.

##### 1.4 PREINSTALLATION MEETING

- A. Preinstallation Conference: Conduct conference at Project Site with Architect and Owner.

##### 1.5 SUBMITTALS

- A. The general contractor shall submit the following according to the Conditions of Contract and Division 1 Specification sections.
  - 1. Product data sheet, including manufacturer's specifications for surface preparation, application instructions and verification that the product is intended for use on each substrate to be treated.
  - 2. MSDS sheet.
  - 3. Summary of test results.

## 1.6 QUALITY ASSURANCE

- A. Installer Qualifications: Engage a firm experienced in installation or application of systems similar in complexity to those required for this project, plus the following:
  - 1. Acceptable to or licensed by the manufacturer.
  - 2. Not less than three years experience with water repellent systems.
  - 3. Successfully completed not less than five water repellent projects comparable in scale.
- B. Manufacturers Qualifications:
  - 1. Not less than five years experience in the actual production of specified products.
  - 2. Provide field assistance/testing, as needed, to determine coverage rates dilution rates, and proper surface preparation.
- C. Regulatory Requirements:
  - 1. All activities and products shall be in compliance with relevant local codes and governmental regulations.
- D. Tests and Approvals:
  - 1. Manufacturer needs to perform a rilm tube test to confirm proper application and quantity of material to pass a 60 mile wind-driven rain test.
    - a. The purpose of testing is to determine that the proposed product will produce the desired results at the proposed coverage rates without adversely affecting the substrate.
    - b. Test areas shall be selected by the project architect.
    - c. Test areas, approximately ten to twenty square feet in size, shall be treated with the proposed water repellent, at the coverage rate of recommended by the manufacturer, for inspection and approval by the project architect.
    - d. A test panel shall be applied to each different substrate that is to receive the water repellent treatment.
    - e. Test procedures shall include evaluation of materials and techniques proposed for protection of surrounding and adjacent surfaces which could be adversely affected by the water repellent treatment.
    - f. A representative of the water repellent manufacturer shall be present during testing procedures.
    - g. The project architect shall approve all test areas and application procedures prior to beginning full-scale water repellent treatment.

## 1.7 DELIVERY, STORAGE, AND HANDLING

- A. Packaging and Shipping: Deliver products in original unopened containers with legible manufacturer's identification.
- B. Storage and Protection: Comply with manufacturer's recommendations.

## 1.8 PROJECT CONDITIONS

- A. Weather and Substrate Conditions: Do not proceed with application of water repellent under any of the following conditions:
1. Ambient temperature is less than 40 degrees F or above 95 degrees F.
  2. The ambient temperature is likely to fall below 40 degrees F within eight hours after application.
  3. The substrate temperature is less than 35 degrees F.
  4. The substrate has been wet within 24 hours prior to application or exposed to winter conditions during construction. Allow to dry for 30 days at 70+ degrees F.
  5. Rain is expected within 24 hours after application.
  6. Wind is sufficiently strong to carry airborne particles to unprotected surfaces not intended for treatment.

## 1.9 WARRANTY

- A. Manufacturer and applicator shall warrant respective products applied in accordance with manufacturer's specifications for a period of five years from date of substantial completion, against water intrusion due to material failure. When notified of such conditions, in writing, by the owner, the manufacturer shall provide materials, and the applicator shall provide the labor to correct said deficiencies promptly and without inconvenience or cost to the owner.

## PART 2 - PRODUCTS

### 2.1 WATER REPELLENTS

- A. Water Repellents: Clear-drying, water-based silicone emulsion for weatherproofing, and primarily non-sacrificial graffiti protection for concrete block and other porous masonry materials protecting them from graffiti attacks. No film formers are allowed.
- B. Manufacturers:
1. Saltguard WB as manufactured by Prosoco.
    - a. Applicator to use correct product for cool or warm temperature as recommended by Prosoco.
  2. Approved equal by Architect prior to bidding.

## PART 3 - EXECUTION

### 3.1 PREPARATION

- A. Clean substrate of substances that might interfere with penetration or performance of water repellents. Test for moisture content, according to manufacturer's instructions to ensure that surface is sufficiently dry.
- B. Protect adjoining work, including sealant (caulking) bond surfaces, glass, and aluminum from overspray. Cover nearby landscaping plants. (Immediately clean adjacent surfaces exposed to

overspray, using soap and water. Do not permit water repellent to dry on surfaces that are to be untreated.

- C. Coordination with joint sealants: Do not apply water repellents until joint sealants have been installed and cured.

### 3.2 APPLICATION

- A. Repellent shall be applied to relatively small sections of the masonry in two consecutive, saturating applications (referred to as "wet-on-wet") with a six to eight inch run down.

- 1. Brick Masonry (Exterior): Apply at rate of 50-300 sq. ft. a gallon.
  - 2. Concrete Masonry Units (Exterior): Apply at rate of 50-300 sq. ft. a gallon.

- B. Apply repellent in strict accordance with manufacturer's data sheet. Repellent is to be applied from bottom to top of wall in each section.

- C. Allow two to three minutes absorption time between wet-on-wet coats.

- D. Avoid excessive overlapping and take care to brush out runs and drips to avoid build up of material on honed block surfaces or pre-cast.

- E. Apply sealer using a low-pressure sprayer. Make sure pressure is low enough to prevent atomizing the material. Use sufficient quantity of material to produce uniform saturating coverage.

- F. Repellent to be applied to full height of masonry.

**END OF SECTION 07 1900**

**DIVISION 08 thru DIVISION 33**

Not Used