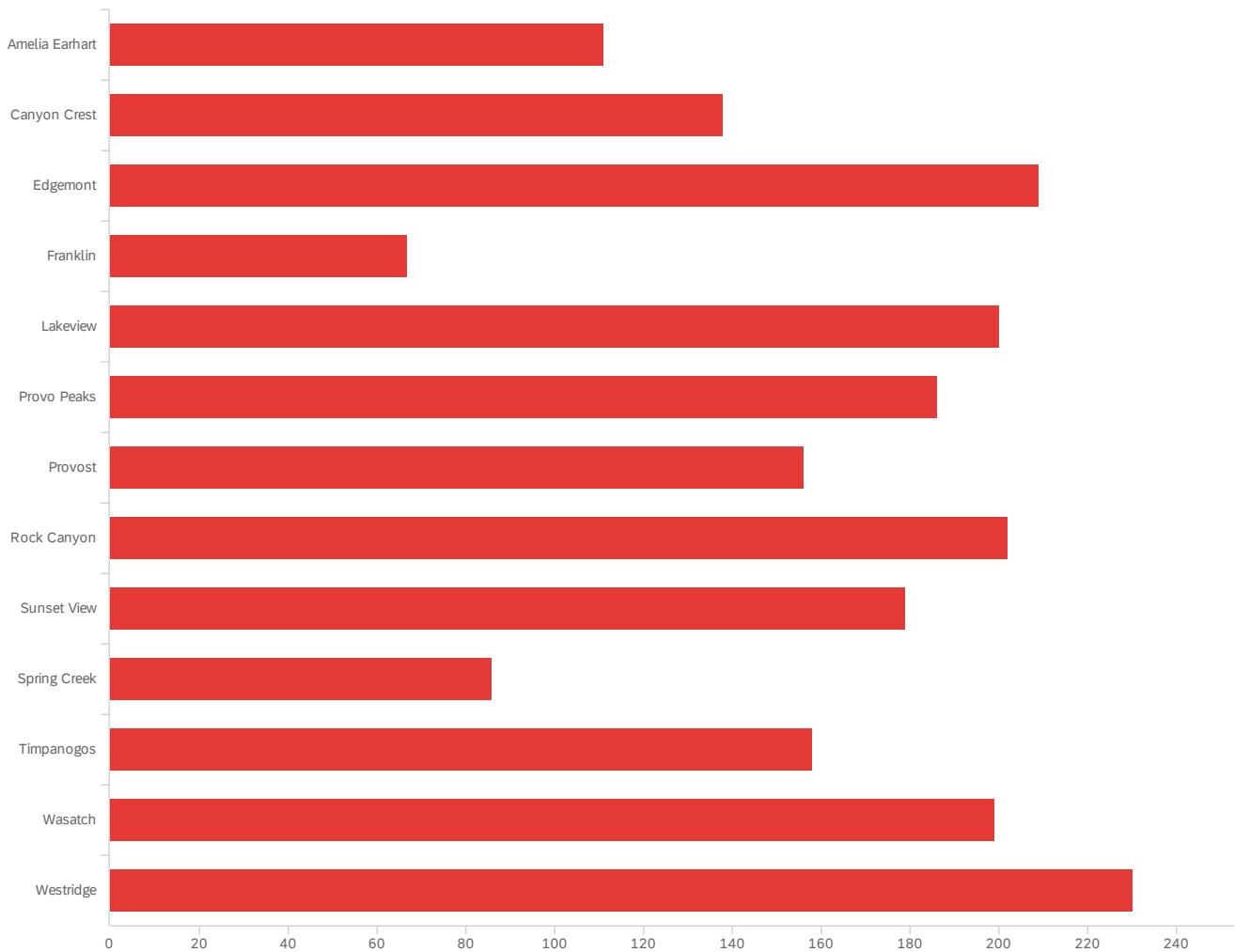


Default Report

Full Time School Survey - Community

March 8, 2021 3:35 PM MST

Q1 - 1. Which school(s) do your children attend? Please click all that apply.

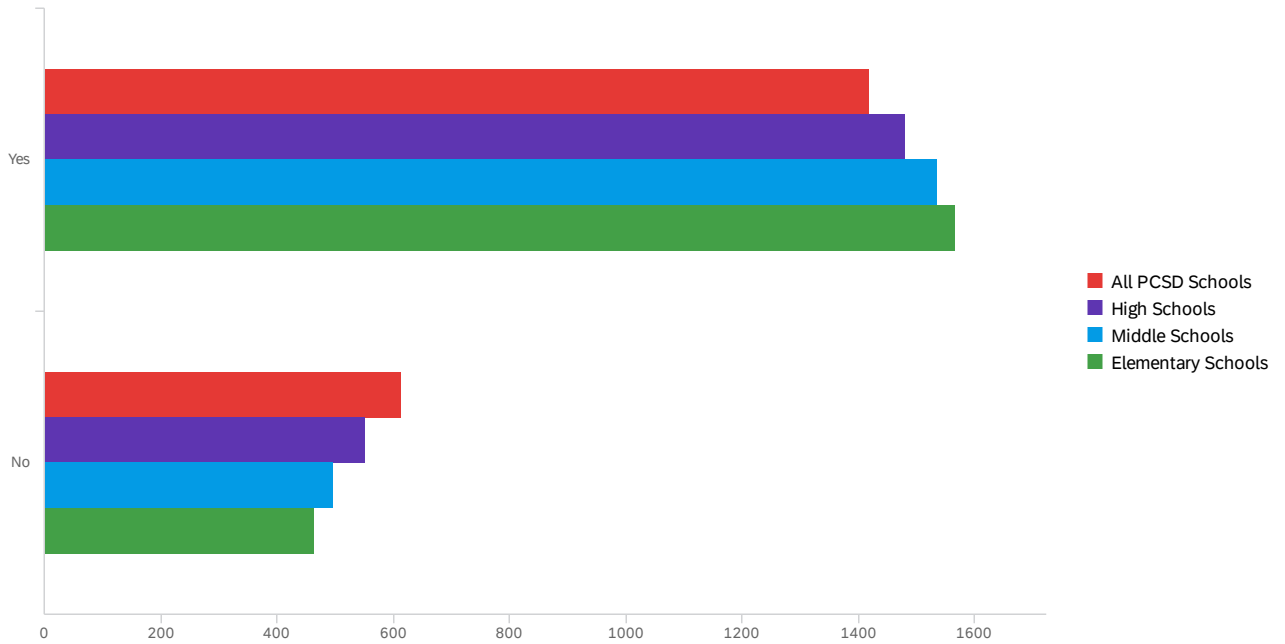


#	Field	Choice Count
1	Amelia Earhart	5.23% 111
2	Canyon Crest	6.51% 138
3	Edgemont	9.85% 209
4	Franklin	3.16% 67
5	Lakeview	9.43% 200
6	Provo Peaks	8.77% 186
7	Provost	7.36% 156

#	Field	Choice Count
8	Rock Canyon	9.52% 202
9	Sunset View	8.44% 179
10	Spring Creek	4.05% 86
11	Timpanogos	7.45% 158
12	Wasatch	9.38% 199
13	Westridge	10.84% 230
		2121

Showing rows 1 - 14 of 14

Q2 - 1. Would you be supportive of transitioning some or all PCSD schools to full time school (Phase 3) around March 22? (A specific date has not been formalized, but this is the time frame that has been discussed)



#	Field	Minimum	Maximum	Mean	Std Deviation	Variance	Count
1	All PCSD Schools	1.00	2.00	1.30	0.46	0.21	2,032
2	High Schools	1.00	2.00	1.27	0.44	0.20	2,032
3	Middle Schools	1.00	2.00	1.24	0.43	0.18	2,032
4	Elementary Schools	1.00	2.00	1.23	0.42	0.18	2,032

#	Field	Yes	No	Total
1	All PCSD Schools	69.83% 1419	30.17% 613	2032
2	High Schools	72.88% 1481	27.12% 551	2032
3	Middle Schools	75.59% 1536	24.41% 496	2032
4	Elementary Schools	77.17% 1568	22.83% 464	2032

Showing rows 1 - 4 of 4

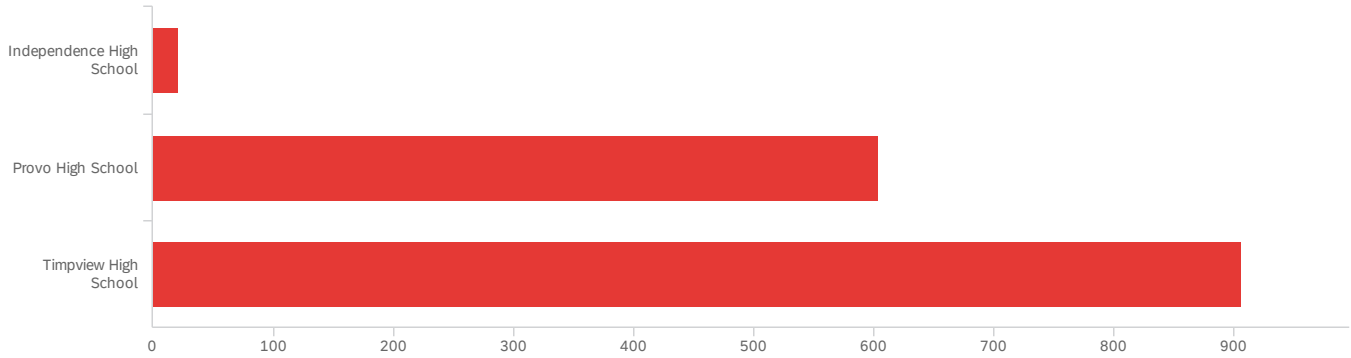
End of Report

Default Report

Full Time School Survey - Community

March 8, 2021 3:37 PM MST

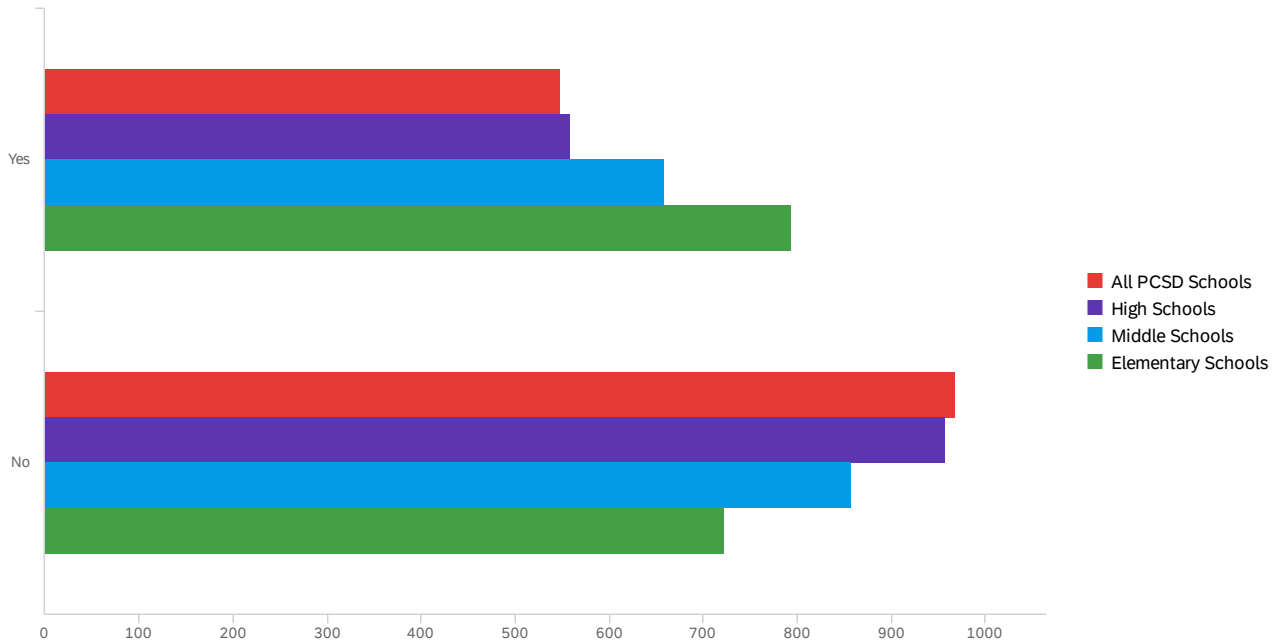
Q1 - 1. Which school(s) do your children attend? Please click all that apply.



#	Field	Choice Count
16	Independence High School	1.37% 21
17	Provo High School	39.45% 604
18	Timpview High School	59.18% 906
		1531

Showing rows 1 - 4 of 4

Q2 - 1. Would you be supportive of transitioning some or all PCSD schools to full time school (Phase 3) around March 22? (A specific date has not been formalized, but this is the time frame that has been discussed)



#	Field	Minimum	Maximum	Mean	Std Deviation	Variance	Count
1	All PCSD Schools	1.00	2.00	1.64	0.48	0.23	1,517
2	High Schools	1.00	2.00	1.63	0.48	0.23	1,517
3	Middle Schools	1.00	2.00	1.57	0.50	0.25	1,517
4	Elementary Schools	1.00	2.00	1.48	0.50	0.25	1,517

#	Field	Yes	No	Total
1	All PCSD Schools	36.12% 548	63.88% 969	1517
2	High Schools	36.85% 559	63.15% 958	1517
3	Middle Schools	43.44% 659	56.56% 858	1517
4	Elementary Schools	52.34% 794	47.66% 723	1517

Showing rows 1 - 4 of 4

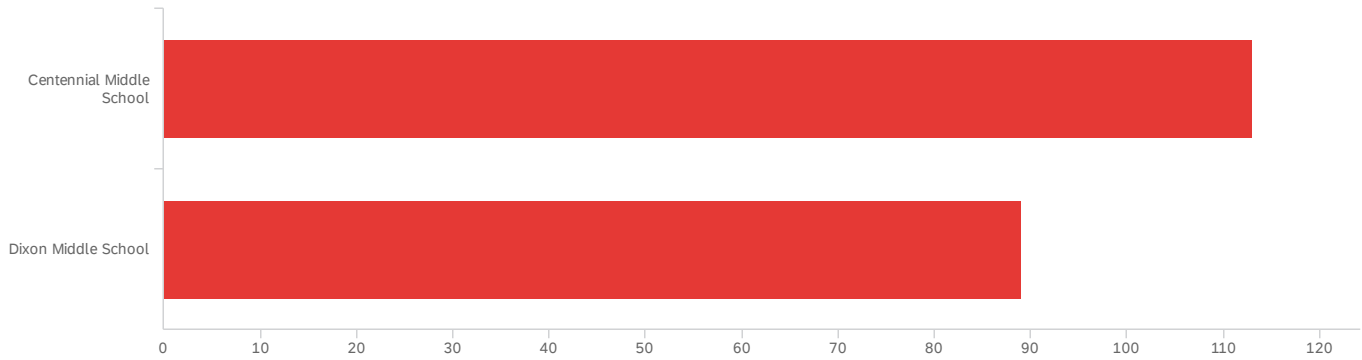
End of Report

Default Report

Full Time School Survey - Community

March 8, 2021 3:36 PM MST

Q1 - 1. Which school(s) do your children attend? Please click all that apply.

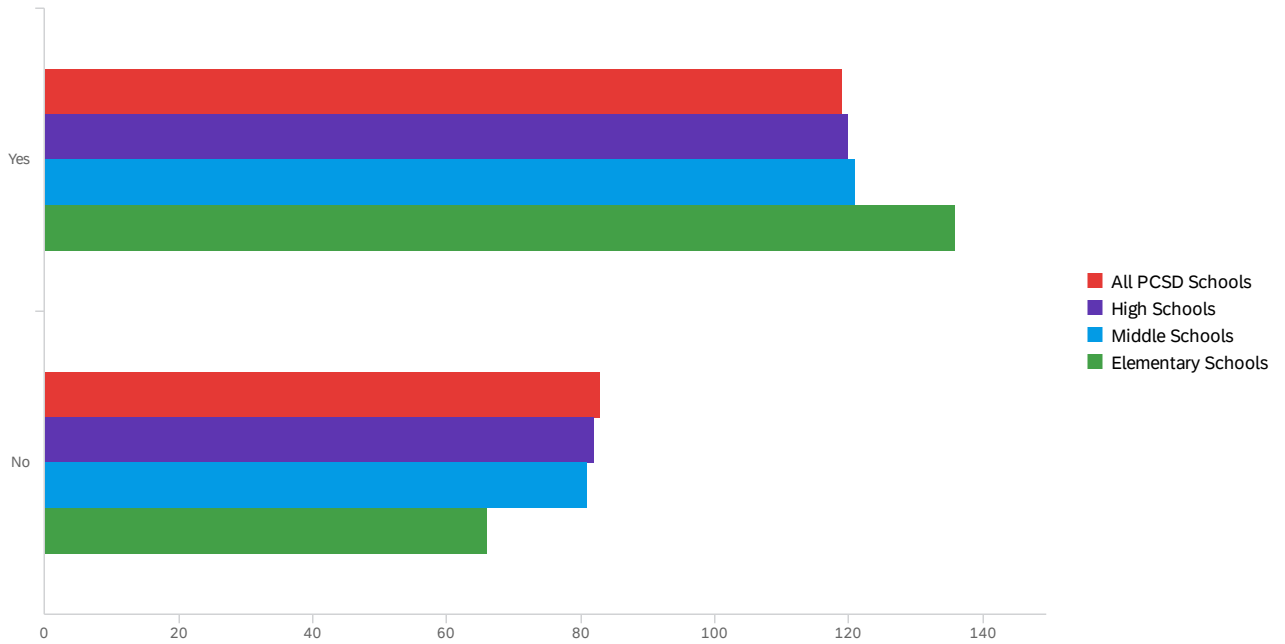


#	Field	Choice Count
14	Centennial Middle School	55.94% 113
15	Dixon Middle School	44.06% 89

202

Showing rows 1 - 3 of 3

Q2 - 1. Would you be supportive of transitioning some or all PCSD schools to full time school (Phase 3) around March 22? (A specific date has not been formalized, but this is the time frame that has been discussed)



#	Field	Minimum	Maximum	Mean	Std Deviation	Variance	Count
1	All PCSD Schools	1.00	2.00	1.41	0.49	0.24	202
2	High Schools	1.00	2.00	1.41	0.49	0.24	202
3	Middle Schools	1.00	2.00	1.40	0.49	0.24	202
4	Elementary Schools	1.00	2.00	1.33	0.47	0.22	202

#	Field	Yes	No	Total
1	All PCSD Schools	58.91% 119	41.09% 83	202
2	High Schools	59.41% 120	40.59% 82	202
3	Middle Schools	59.90% 121	40.10% 81	202
4	Elementary Schools	67.33% 136	32.67% 66	202

Showing rows 1 - 4 of 4

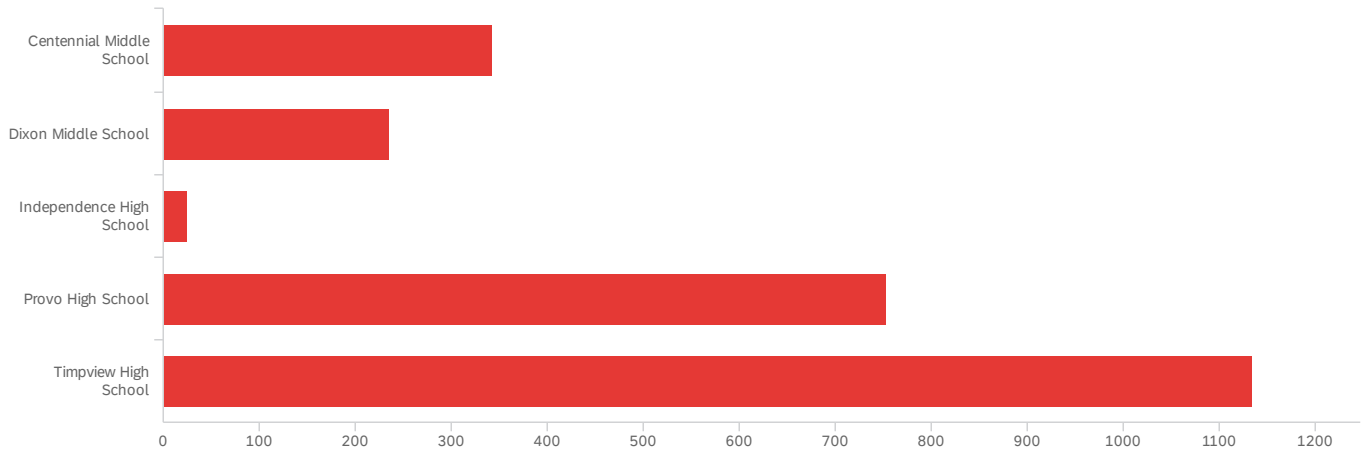
End of Report

Default Report

Full Time School Survey - Community

March 8, 2021 3:38 PM MST

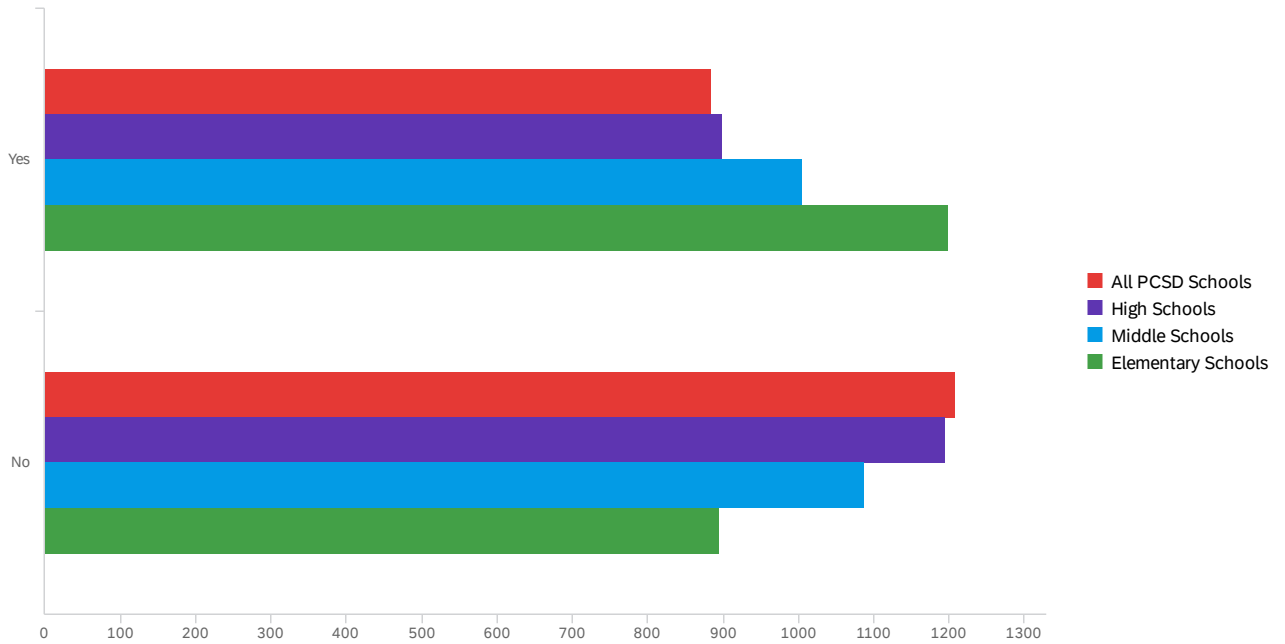
Q1 - 1. Which school(s) do your children attend? Please click all that apply.



#	Field	Choice Count
14	Centennial Middle School	13.75% 342
15	Dixon Middle School	9.45% 235
16	Independence High School	0.96% 24
17	Provo High School	30.27% 753
18	Timpview High School	45.58% 1134
		2488

Showing rows 1 - 6 of 6

Q2 - 1. Would you be supportive of transitioning some or all PCSD schools to full time school (Phase 3) around March 22? (A specific date has not been formalized, but this is the time frame that has been discussed)



#	Field	Minimum	Maximum	Mean	Std Deviation	Variance	Count
1	All PCSD Schools	1.00	2.00	1.58	0.49	0.24	2,094
2	High Schools	1.00	2.00	1.57	0.49	0.25	2,094
3	Middle Schools	1.00	2.00	1.52	0.50	0.25	2,094
4	Elementary Schools	1.00	2.00	1.43	0.49	0.24	2,094

#	Field	Yes	No	Total
1	All PCSD Schools	42.26% 885	57.74% 1209	2094
2	High Schools	42.93% 899	57.07% 1195	2094
3	Middle Schools	48.04% 1006	51.96% 1088	2094
4	Elementary Schools	57.26% 1199	42.74% 895	2094

Showing rows 1 - 4 of 4

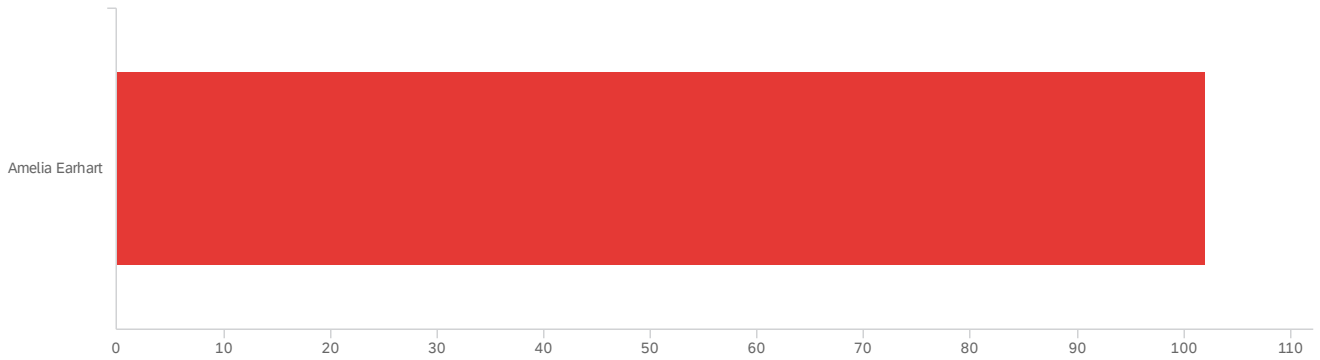
End of Report

Default Report

Full Time School Survey - Community

March 8, 2021 3:15 PM MST

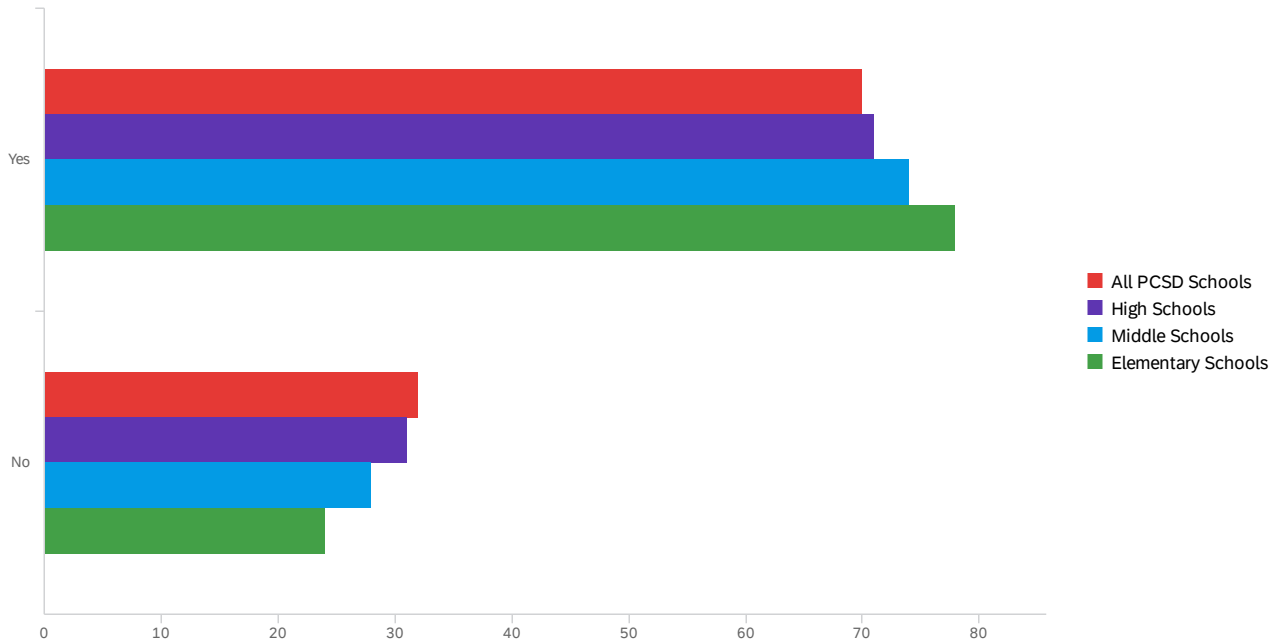
Q1 - 1. Which school(s) do your children attend? Please click all that apply.



#	Field	Choice Count
1	Amelia Earhart	102

Showing rows 1 - 1 of 1

Q2 - 1. Would you be supportive of transitioning some or all PCSD schools to full time school (Phase 3) around March 22? (A specific date has not been formalized, but this is the time frame that has been discussed)



#	Field	Minimum	Maximum	Mean	Std Deviation	Variance	Count
1	All PCSD Schools	1.00	2.00	1.31	0.46	0.22	102
2	High Schools	1.00	2.00	1.30	0.46	0.21	102
3	Middle Schools	1.00	2.00	1.27	0.45	0.20	102
4	Elementary Schools	1.00	2.00	1.24	0.42	0.18	102

#	Field	Yes	No	Total
1	All PCSD Schools	68.63% 70	31.37% 32	102
2	High Schools	69.61% 71	30.39% 31	102
3	Middle Schools	72.55% 74	27.45% 28	102
4	Elementary Schools	76.47% 78	23.53% 24	102

Showing rows 1 - 4 of 4

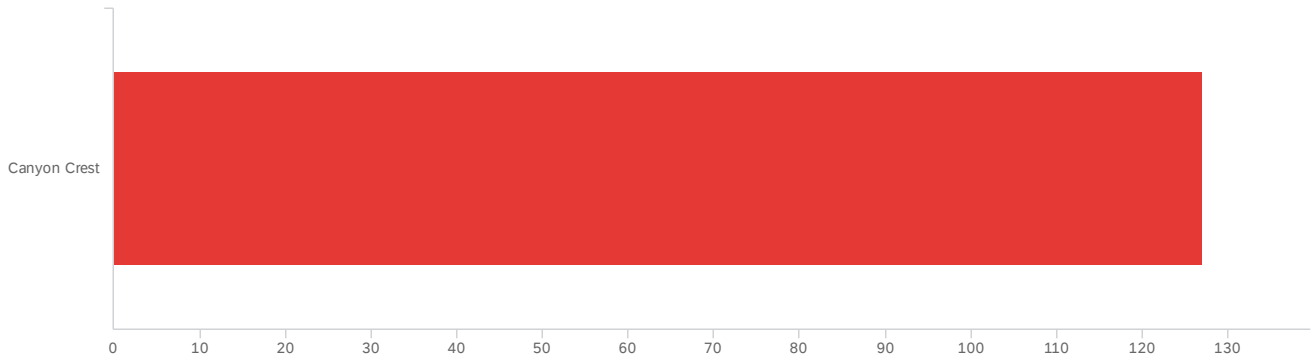
End of Report

Default Report

Full Time School Survey - Community

March 8, 2021 3:21 PM MST

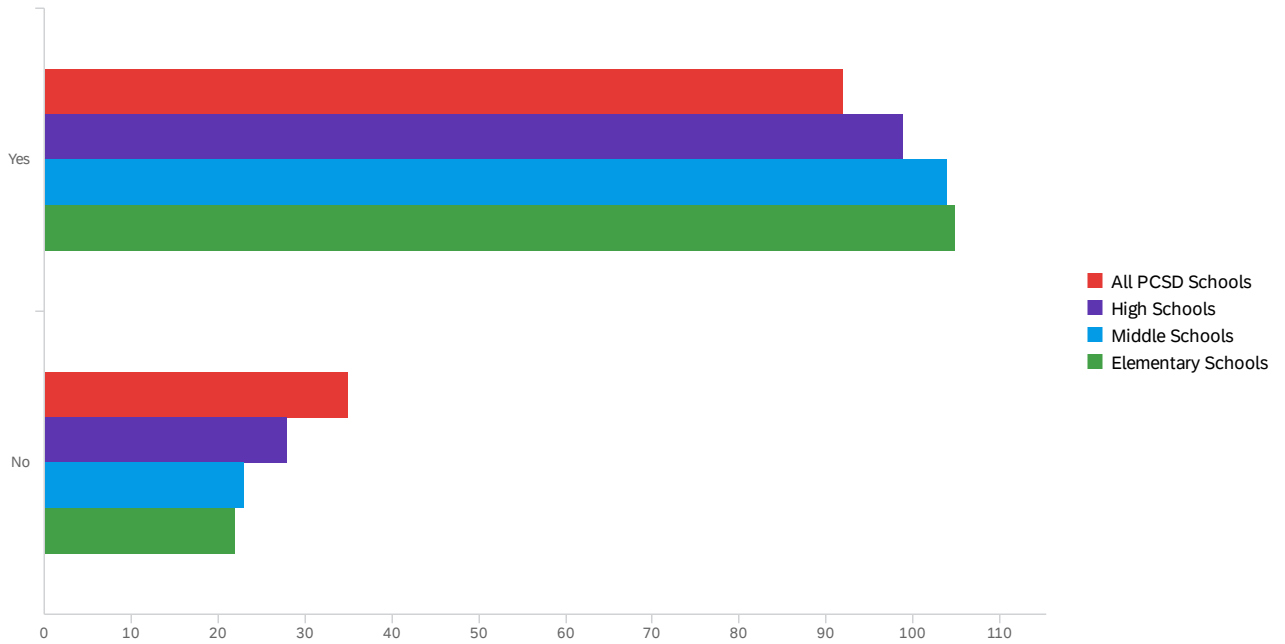
Q1 - 1. Which school(s) do your children attend? Please click all that apply.



#	Field	Choice Count
2	Canyon Crest	100.00% 127

Showing rows 1 - 1 of 1

Q2 - 1. Would you be supportive of transitioning some or all PCSD schools to full time school (Phase 3) around March 22? (A specific date has not been formalized, but this is the time frame that has been discussed)



#	Field	Minimum	Maximum	Mean	Std Deviation	Variance	Count
1	All PCSD Schools	1.00	2.00	1.28	0.45	0.20	127
2	High Schools	1.00	2.00	1.22	0.41	0.17	127
3	Middle Schools	1.00	2.00	1.18	0.39	0.15	127
4	Elementary Schools	1.00	2.00	1.17	0.38	0.14	127

#	Field	Yes	No	Total
1	All PCSD Schools	72.44% 92	27.56% 35	127
2	High Schools	77.95% 99	22.05% 28	127
3	Middle Schools	81.89% 104	18.11% 23	127
4	Elementary Schools	82.68% 105	17.32% 22	127

Showing rows 1 - 4 of 4

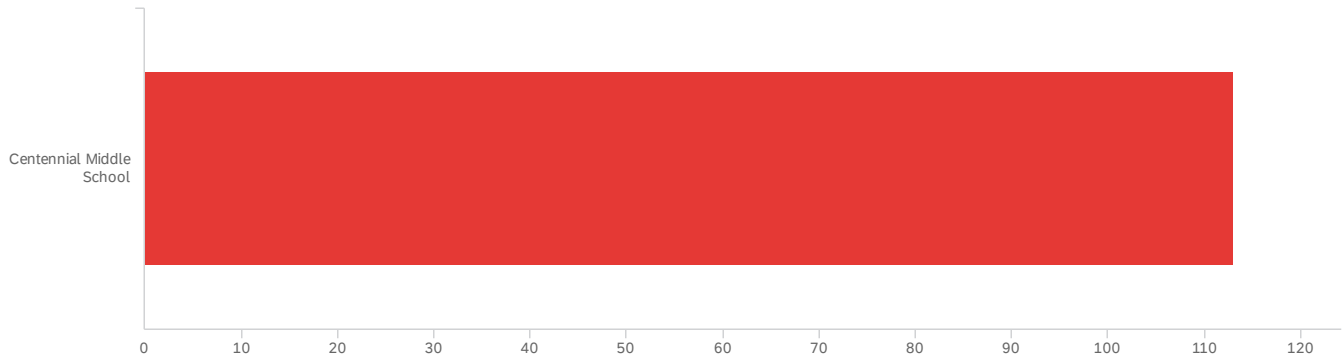
End of Report

Default Report

Full Time School Survey - Community

March 8, 2021 3:18 PM MST

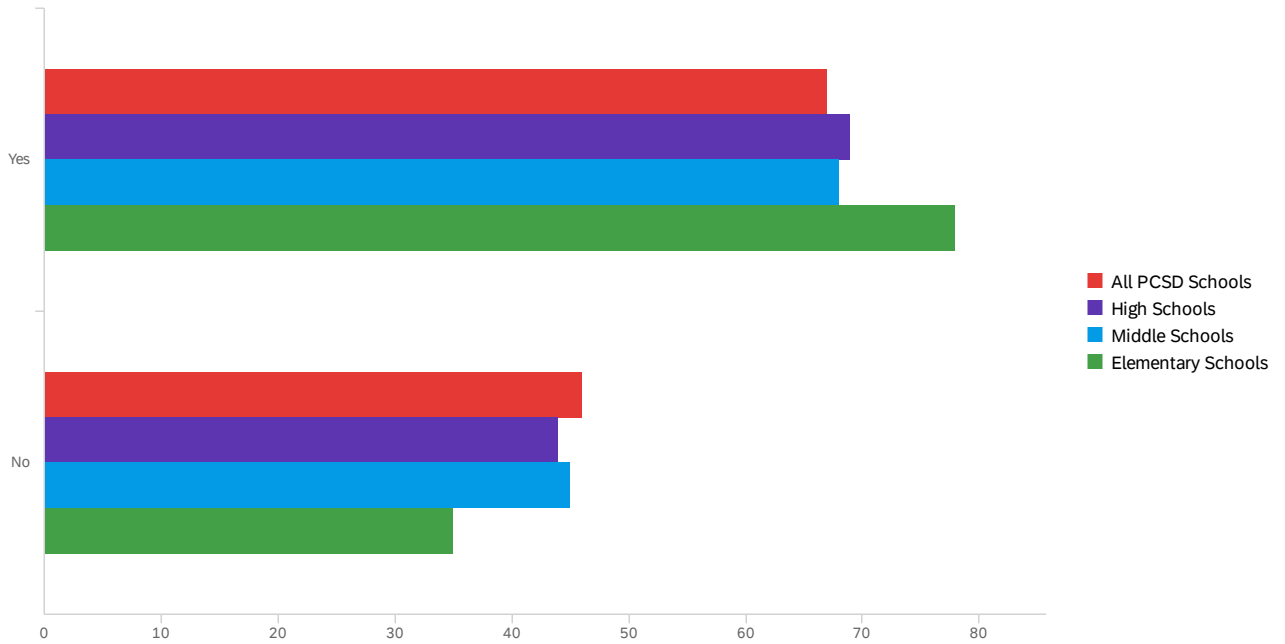
Q1 - 1. Which school(s) do your children attend? Please click all that apply.



#	Field	Choice Count
14	Centennial Middle School	100.00% 113

Showing rows 1 - 1 of 1

Q2 - 1. Would you be supportive of transitioning some or all PCSD schools to full time school (Phase 3) around March 22? (A specific date has not been formalized, but this is the time frame that has been discussed)



#	Field	Minimum	Maximum	Mean	Std Deviation	Variance	Count
1	All PCSD Schools	1.00	2.00	1.41	0.49	0.24	113
2	High Schools	1.00	2.00	1.39	0.49	0.24	113
3	Middle Schools	1.00	2.00	1.40	0.49	0.24	113
4	Elementary Schools	1.00	2.00	1.31	0.46	0.21	113

#	Field	Yes	No	Total
1	All PCSD Schools	59.29% 67	40.71% 46	113
2	High Schools	61.06% 69	38.94% 44	113
3	Middle Schools	60.18% 68	39.82% 45	113
4	Elementary Schools	69.03% 78	30.97% 35	113

Showing rows 1 - 4 of 4

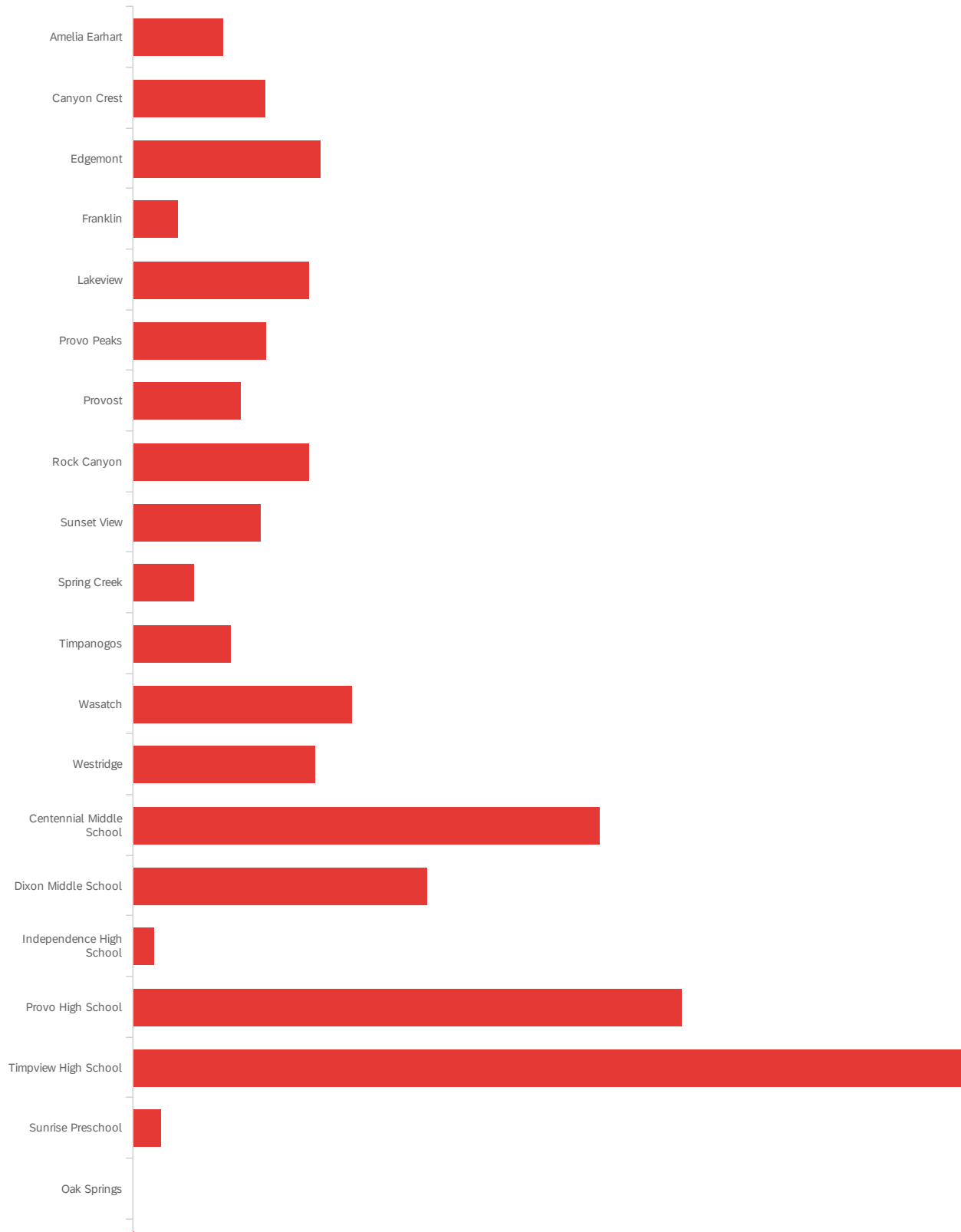
End of Report

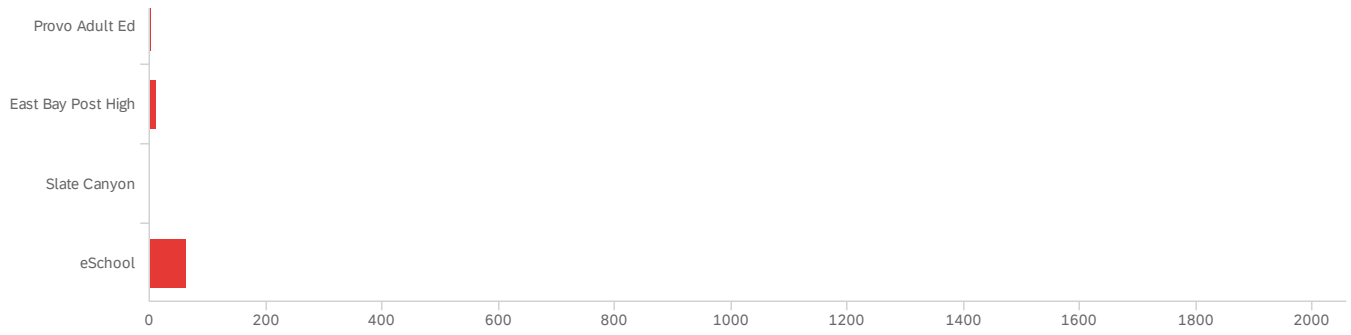
Default Report

Full Time School Survey - Community

March 8, 2021 3:10 PM MST

Q1 - 1. Which school(s) do your children attend? Please click all that apply.





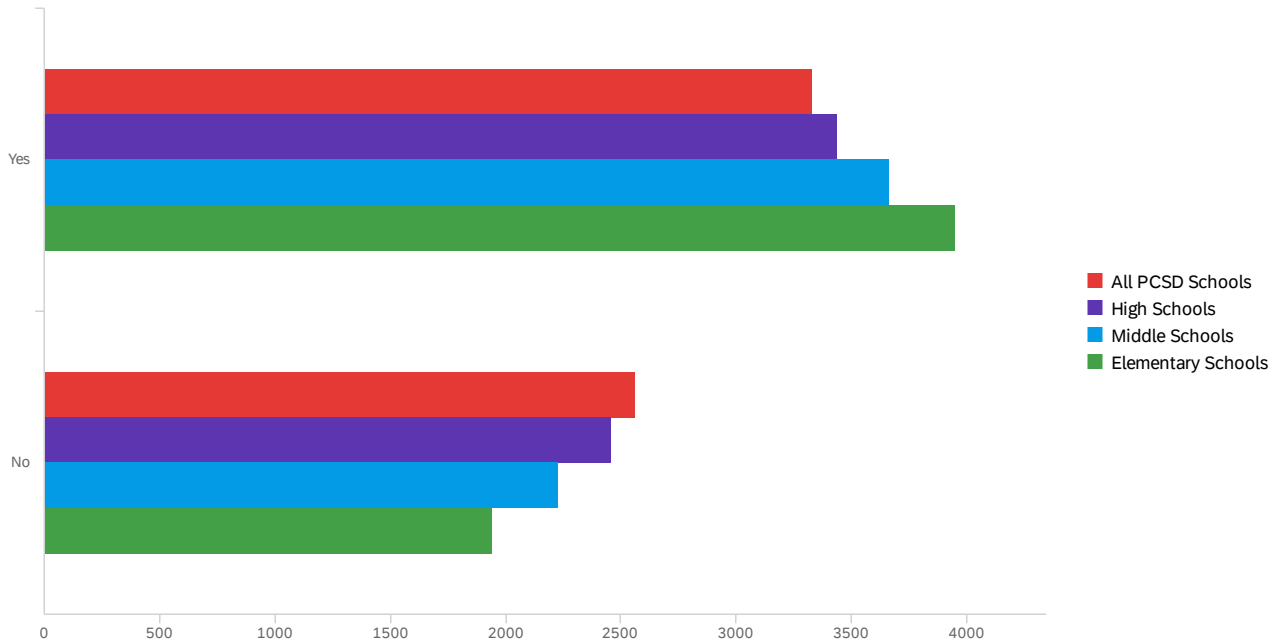
#	Field	Choice Count
1	Amelia Earhart	2.28% 203
2	Canyon Crest	3.34% 297
3	Edgemont	4.72% 420
4	Franklin	1.14% 101
5	Lakeview	4.44% 395
6	Provo Peaks	3.36% 299
7	Provost	2.71% 241
8	Rock Canyon	4.44% 395
9	Sunset View	3.23% 287
10	Spring Creek	1.54% 137
11	Timpanogos	2.47% 220
12	Wasatch	5.53% 492
13	Westridge	4.60% 409
14	Centennial Middle School	11.77% 1047
15	Dixon Middle School	7.42% 660
16	Independence High School	0.53% 47
17	Provo High School	13.84% 1231
18	Timpview High School	21.06% 1873
19	Sunrise Preschool	0.70% 62
20	Oak Springs	0.00% 0
21	Provo Adult Ed	0.03% 3
22	East Bay Post High	0.12% 11
23	Slate Canyon	0.01% 1

#	Field	Choice Count
24	eSchool	0.70% 62

8893

Showing rows 1 - 25 of 25

Q2 - 1. Would you be supportive of transitioning some or all PCSD schools to full time school (Phase 3) around March 22? (A specific date has not been formalized, but this is the time frame that has been discussed)



#	Field	Minimum	Maximum	Mean	Std Deviation	Variance	Count
1	All PCSD Schools	1.00	2.00	1.43	0.50	0.25	5,901
2	High Schools	1.00	2.00	1.42	0.49	0.24	5,901
3	Middle Schools	1.00	2.00	1.38	0.48	0.24	5,901
4	Elementary Schools	1.00	2.00	1.33	0.47	0.22	5,901

#	Field	Yes	No	Total
1	All PCSD Schools	56.52% 3335	43.48% 2566	5901
2	High Schools	58.31% 3441	41.69% 2460	5901
3	Middle Schools	62.18% 3669	37.82% 2232	5901
4	Elementary Schools	67.04% 3956	32.96% 1945	5901

Showing rows 1 - 4 of 4

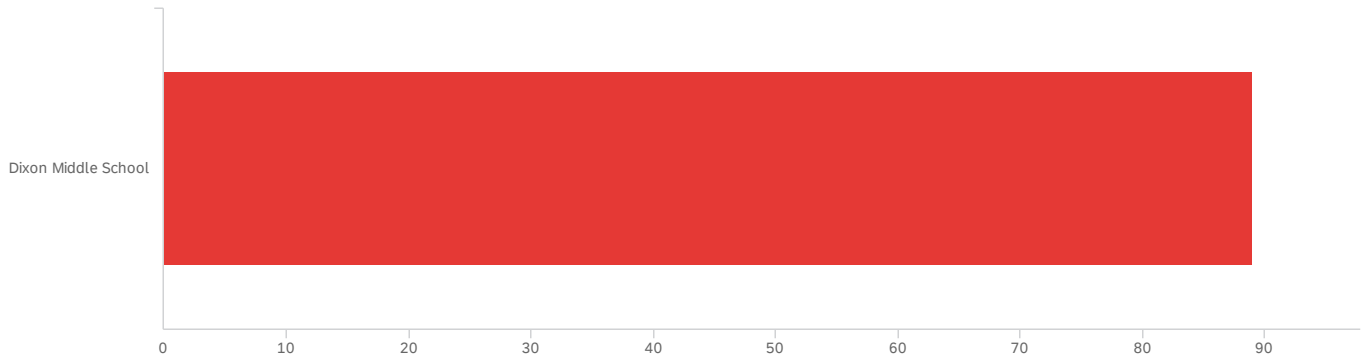
End of Report

Default Report

Full Time School Survey - Community

March 8, 2021 3:19 PM MST

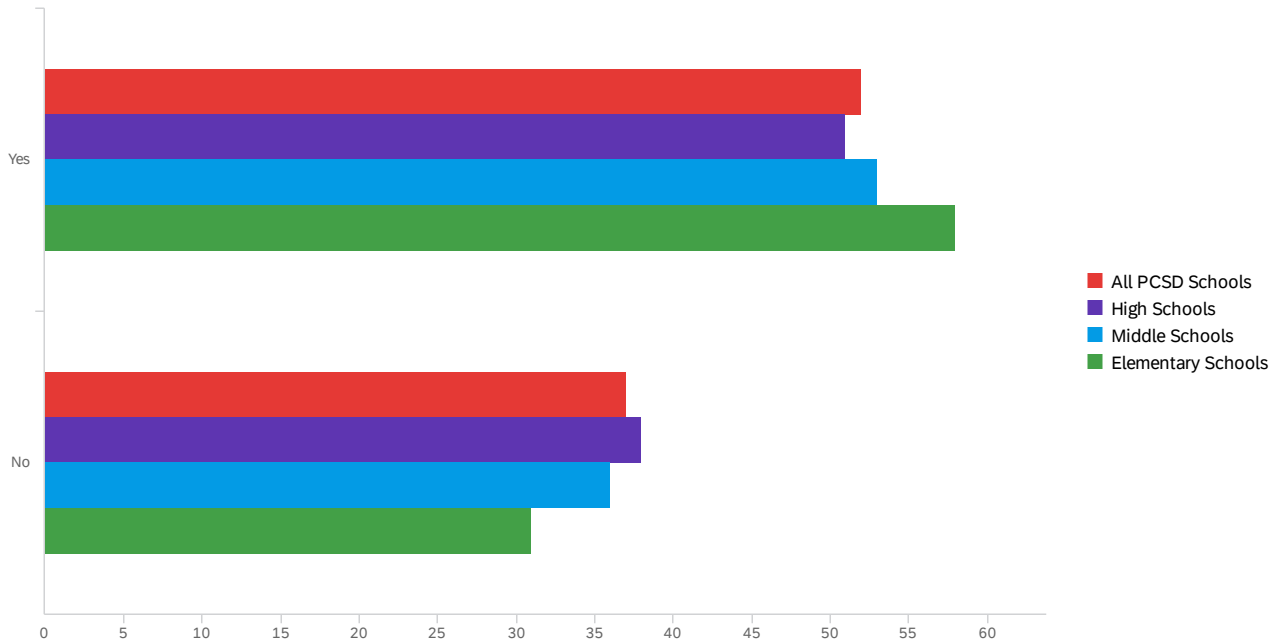
Q1 - 1. Which school(s) do your children attend? Please click all that apply.



#	Field	Choice Count
15	Dixon Middle School	100.00% 89

Showing rows 1 - 1 of 1

Q2 - 1. Would you be supportive of transitioning some or all PCSD schools to full time school (Phase 3) around March 22? (A specific date has not been formalized, but this is the time frame that has been discussed)



#	Field	Minimum	Maximum	Mean	Std Deviation	Variance	Count
1	All PCSD Schools	1.00	2.00	1.42	0.49	0.24	89
2	High Schools	1.00	2.00	1.43	0.49	0.24	89
3	Middle Schools	1.00	2.00	1.40	0.49	0.24	89
4	Elementary Schools	1.00	2.00	1.35	0.48	0.23	89

#	Field	Yes	No	Total
1	All PCSD Schools	58.43% 52	41.57% 37	89
2	High Schools	57.30% 51	42.70% 38	89
3	Middle Schools	59.55% 53	40.45% 36	89
4	Elementary Schools	65.17% 58	34.83% 31	89

Showing rows 1 - 4 of 4

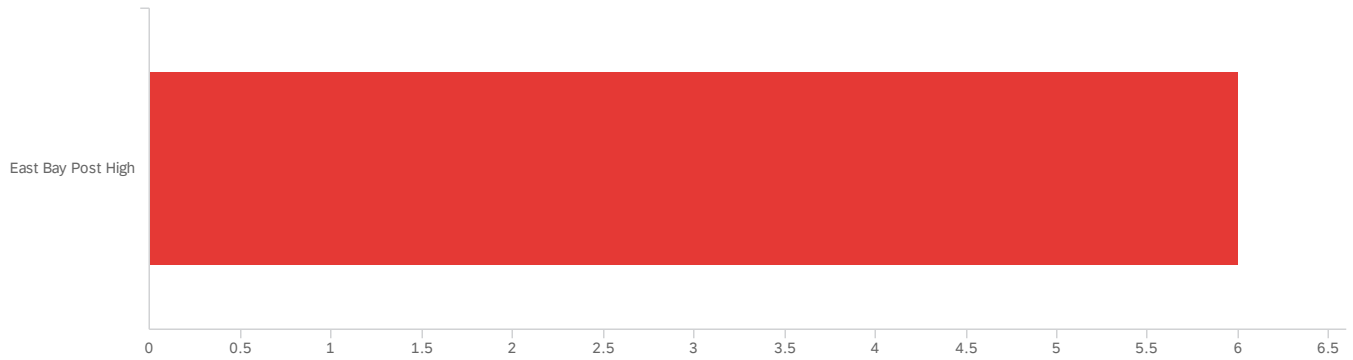
End of Report

Default Report

Full Time School Survey - Community

March 8, 2021 3:24 PM MST

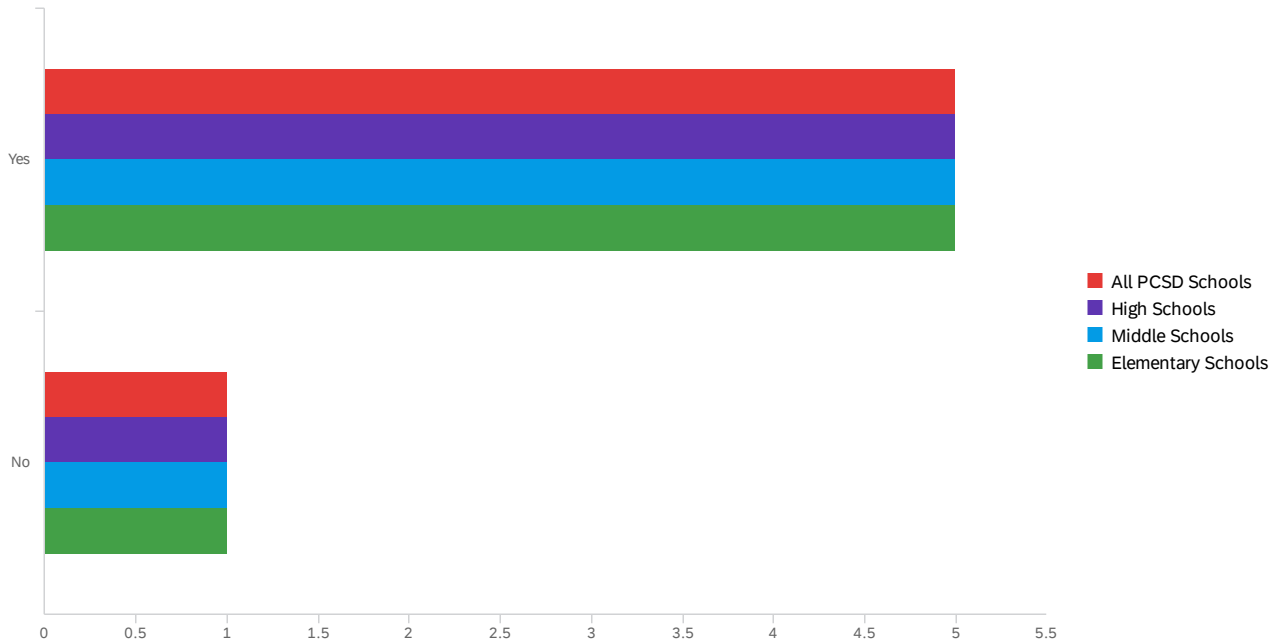
Q1 - 1. Which school(s) do your children attend? Please click all that apply.



#	Field	Choice Count
22	East Bay Post High	100.00% 6

Showing rows 1 - 1 of 1

Q2 - 1. Would you be supportive of transitioning some or all PCSD schools to full time school (Phase 3) around March 22? (A specific date has not been formalized, but this is the time frame that has been discussed)



#	Field	Minimum	Maximum	Mean	Std Deviation	Variance	Count
1	All PCSD Schools	1.00	2.00	1.17	0.37	0.14	6
2	High Schools	1.00	2.00	1.17	0.37	0.14	6
3	Middle Schools	1.00	2.00	1.17	0.37	0.14	6
4	Elementary Schools	1.00	2.00	1.17	0.37	0.14	6

#	Field	Yes	No	Total
1	All PCSD Schools	83.33% 5	16.67% 1	6
2	High Schools	83.33% 5	16.67% 1	6
3	Middle Schools	83.33% 5	16.67% 1	6
4	Elementary Schools	83.33% 5	16.67% 1	6

Showing rows 1 - 4 of 4

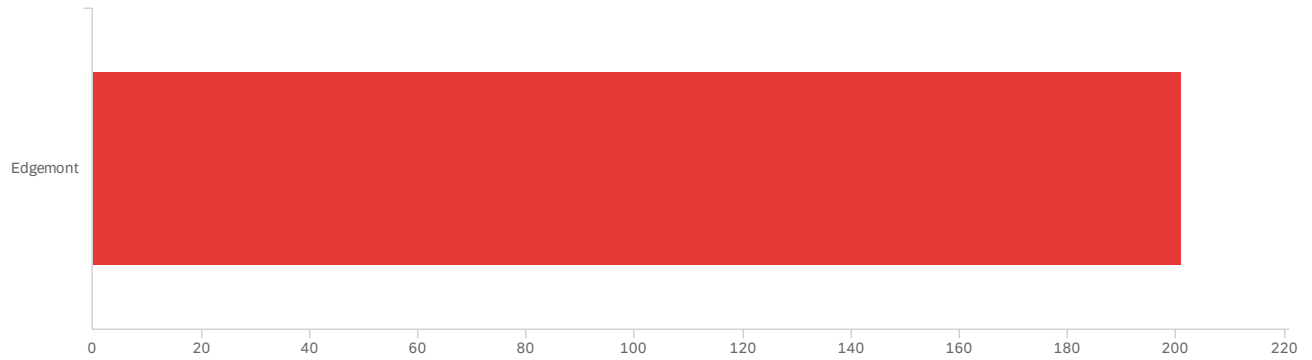
End of Report

Default Report

Full Time School Survey - Community

March 8, 2021 3:26 PM MST

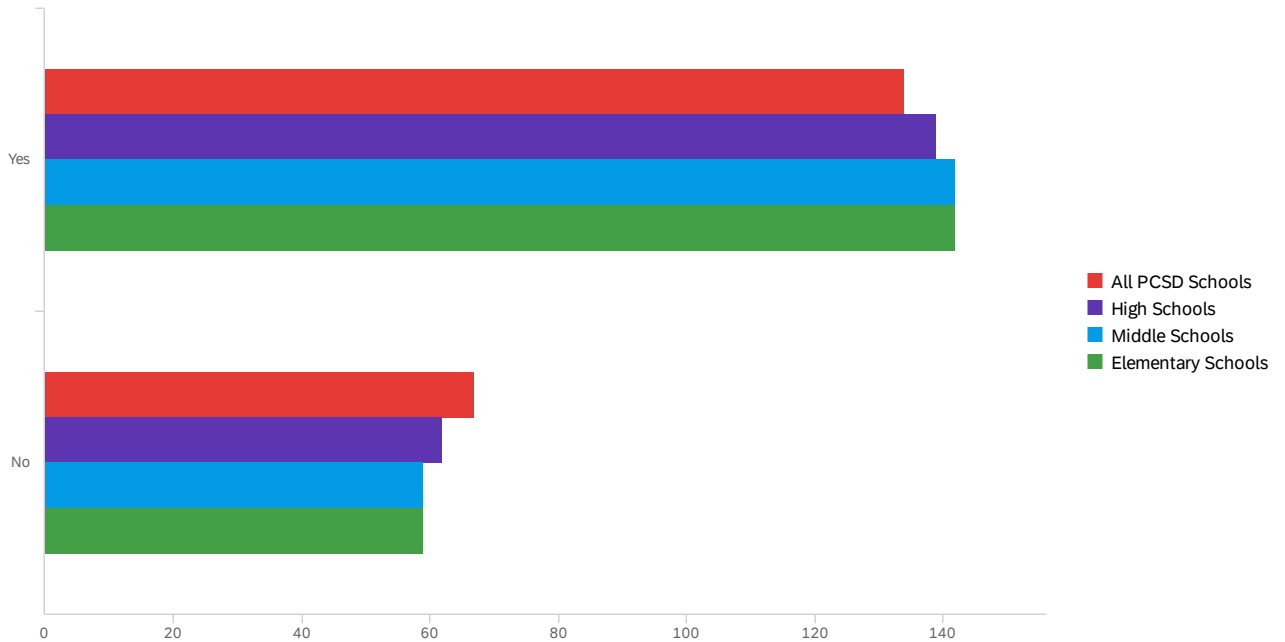
Q1 - 1. Which school(s) do your children attend? Please click all that apply.



#	Field	Choice Count
3	Edgemont	100.00% 201

Showing rows 1 - 1 of 1

Q2 - 1. Would you be supportive of transitioning some or all PCSD schools to full time school (Phase 3) around March 22? (A specific date has not been formalized, but this is the time frame that has been discussed)



#	Field	Minimum	Maximum	Mean	Std Deviation	Variance	Count
1	All PCSD Schools	1.00	2.00	1.33	0.47	0.22	201
2	High Schools	1.00	2.00	1.31	0.46	0.21	201
3	Middle Schools	1.00	2.00	1.29	0.46	0.21	201
4	Elementary Schools	1.00	2.00	1.29	0.46	0.21	201

#	Field	Yes	No	Total
1	All PCSD Schools	66.67% 134	33.33% 67	201
2	High Schools	69.15% 139	30.85% 62	201
3	Middle Schools	70.65% 142	29.35% 59	201
4	Elementary Schools	70.65% 142	29.35% 59	201

Showing rows 1 - 4 of 4

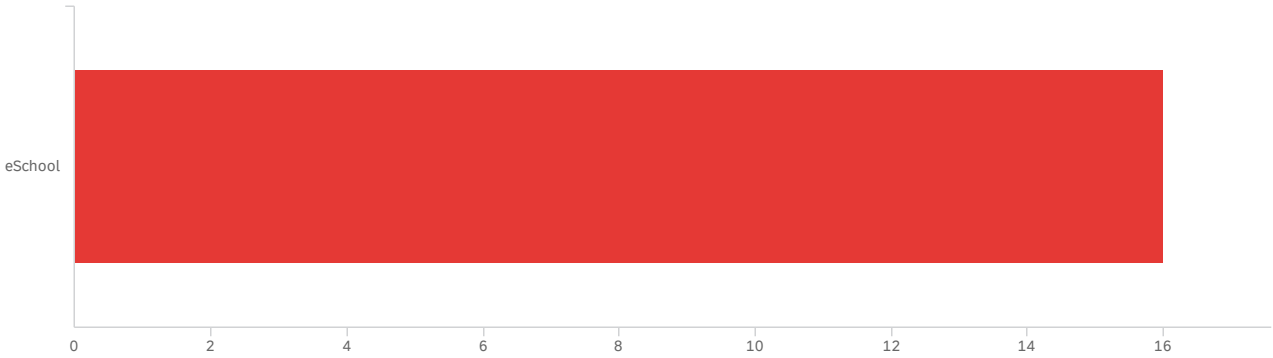
End of Report

Default Report

Full Time School Survey - Community

March 8, 2021 3:25 PM MST

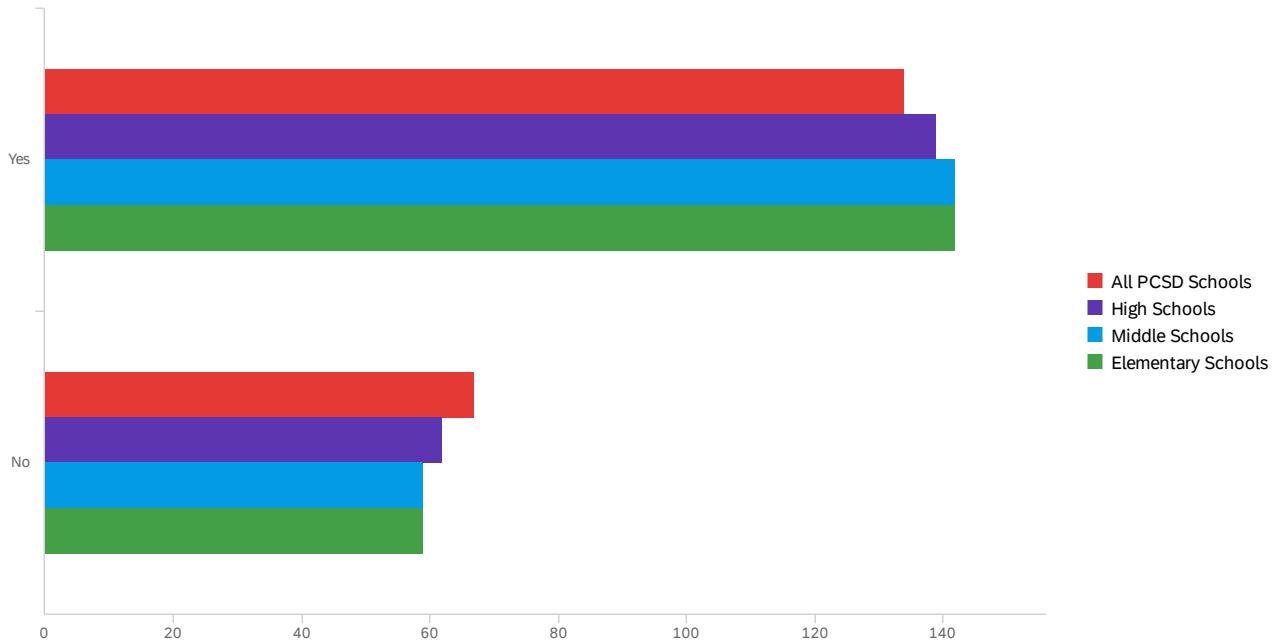
Q1 - 1. Which school(s) do your children attend? Please click all that apply.



#	Field	Choice Count
24	eSchool	100.00% 16

Showing rows 1 - 1 of 1

Q2 - 1. Would you be supportive of transitioning some or all PCSD schools to full time school (Phase 3) around March 22? (A specific date has not been formalized, but this is the time frame that has been discussed)



#	Field	Minimum	Maximum	Mean	Std Deviation	Variance	Count
1	All PCSD Schools	1.00	2.00	1.33	0.47	0.22	201
2	High Schools	1.00	2.00	1.31	0.46	0.21	201
3	Middle Schools	1.00	2.00	1.29	0.46	0.21	201
4	Elementary Schools	1.00	2.00	1.29	0.46	0.21	201

#	Field	Yes	No	Total
1	All PCSD Schools	66.67% 134	33.33% 67	201
2	High Schools	69.15% 139	30.85% 62	201
3	Middle Schools	70.65% 142	29.35% 59	201
4	Elementary Schools	70.65% 142	29.35% 59	201

Showing rows 1 - 4 of 4

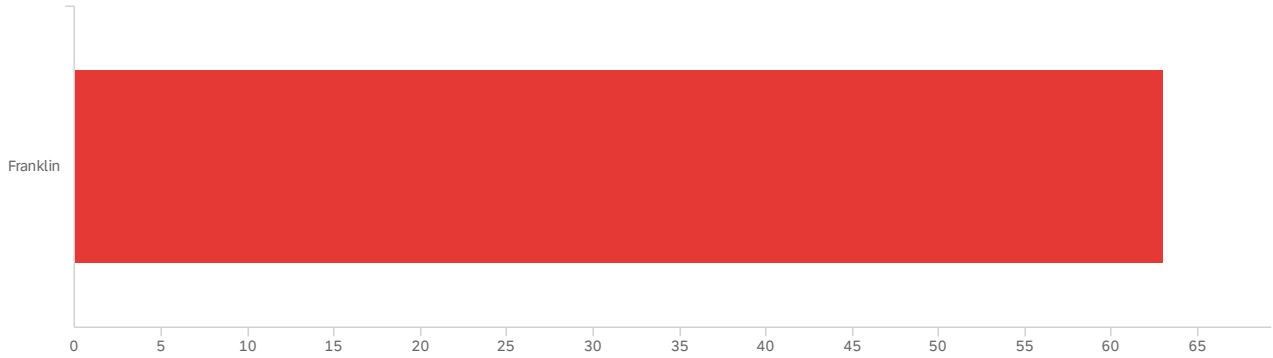
End of Report

Default Report

Full Time School Survey - Community

March 8, 2021 3:33 PM MST

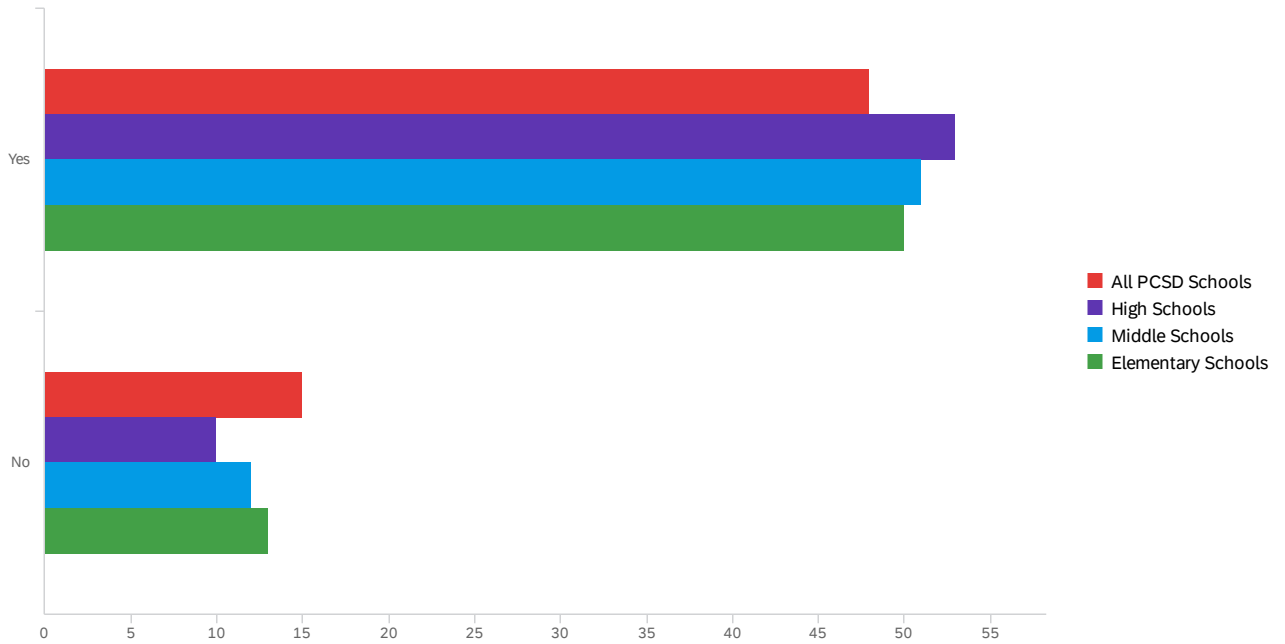
Q1 - 1. Which school(s) do your children attend? Please click all that apply.



#	Field	Choice Count
4	Franklin	100.00% 63

Showing rows 1 - 1 of 1

Q2 - 1. Would you be supportive of transitioning some or all PCSD schools to full time school (Phase 3) around March 22? (A specific date has not been formalized, but this is the time frame that has been discussed)



#	Field	Minimum	Maximum	Mean	Std Deviation	Variance	Count
1	All PCSD Schools	1.00	2.00	1.24	0.43	0.18	63
2	High Schools	1.00	2.00	1.16	0.37	0.13	63
3	Middle Schools	1.00	2.00	1.19	0.39	0.15	63
4	Elementary Schools	1.00	2.00	1.21	0.40	0.16	63

#	Field	Yes	No	Total
1	All PCSD Schools	76.19% 48	23.81% 15	63
2	High Schools	84.13% 53	15.87% 10	63
3	Middle Schools	80.95% 51	19.05% 12	63
4	Elementary Schools	79.37% 50	20.63% 13	63

Showing rows 1 - 4 of 4

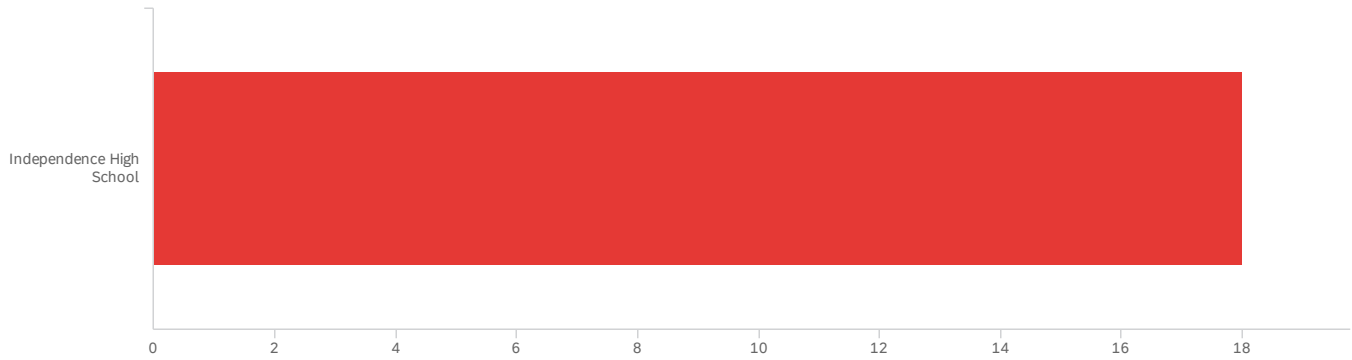
End of Report

Default Report

Full Time School Survey - Community

March 8, 2021 3:20 PM MST

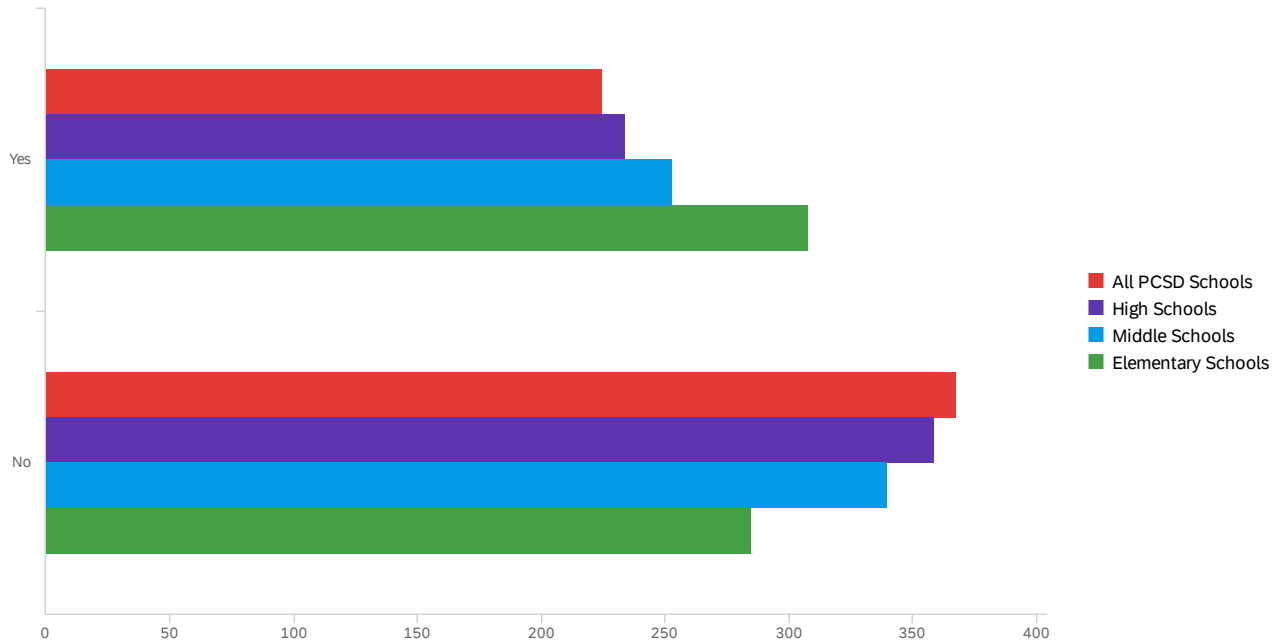
Q1 - 1. Which school(s) do your children attend? Please click all that apply.



#	Field	Choice Count
16	Independence High School	100.00% 18

Showing rows 1 - 1 of 1

Q2 - 1. Would you be supportive of transitioning some or all PCSD schools to full time school (Phase 3) around March 22? (A specific date has not been formalized, but this is the time frame that has been discussed)



#	Field	Minimum	Maximum	Mean	Std Deviation	Variance	Count
1	All PCSD Schools	1.00	2.00	1.62	0.49	0.24	593
2	High Schools	1.00	2.00	1.61	0.49	0.24	593
3	Middle Schools	1.00	2.00	1.57	0.49	0.24	593
4	Elementary Schools	1.00	2.00	1.48	0.50	0.25	593

#	Field	Yes	No	Total
1	All PCSD Schools	37.94% 225	62.06% 368	593
2	High Schools	39.46% 234	60.54% 359	593
3	Middle Schools	42.66% 253	57.34% 340	593
4	Elementary Schools	51.94% 308	48.06% 285	593

Showing rows 1 - 4 of 4

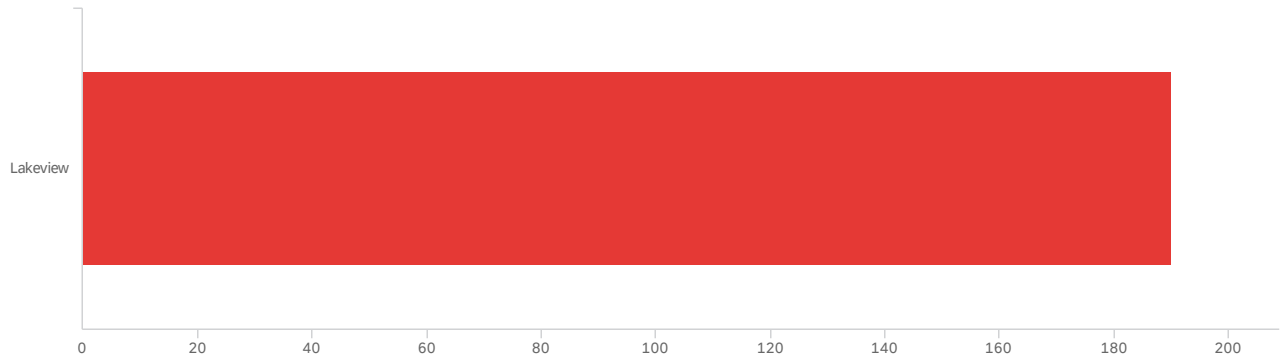
End of Report

Default Report

Full Time School Survey - Community

March 8, 2021 3:26 PM MST

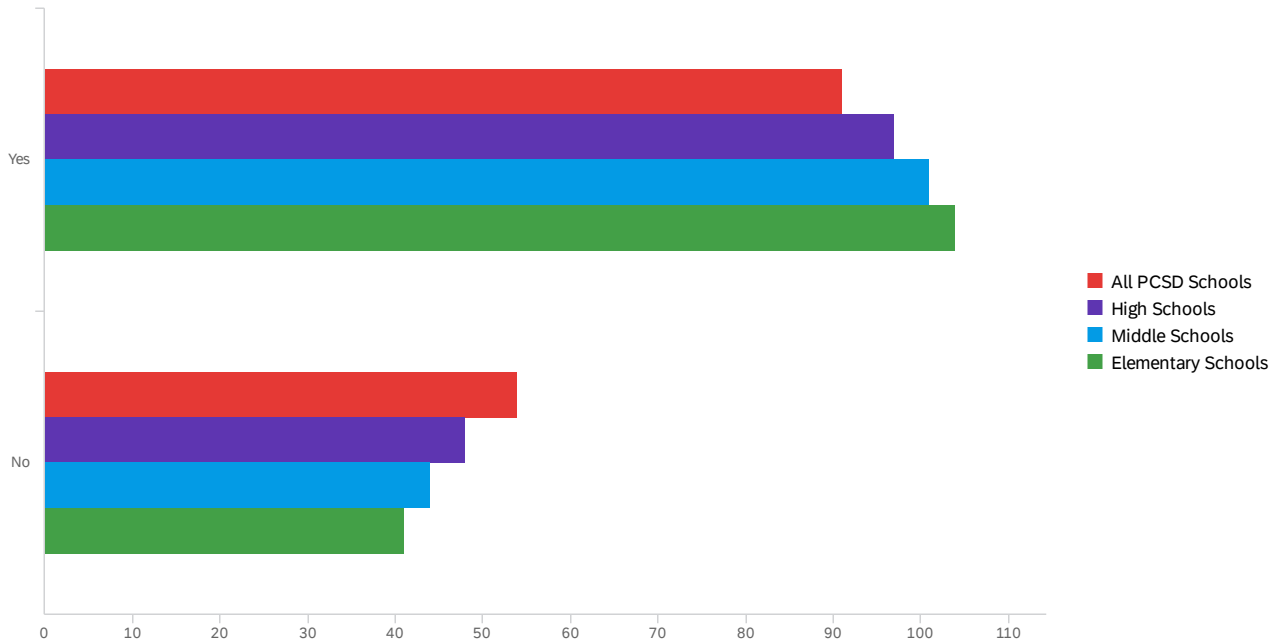
Q1 - 1. Which school(s) do your children attend? Please click all that apply.



#	Field	Choice Count
5	Lakeview	100.00% 190

Showing rows 1 - 1 of 1

Q2 - 1. Would you be supportive of transitioning some or all PCSD schools to full time school (Phase 3) around March 22? (A specific date has not been formalized, but this is the time frame that has been discussed)



#	Field	Minimum	Maximum	Mean	Std Deviation	Variance	Count
1	All PCSD Schools	1.00	2.00	1.37	0.48	0.23	145
2	High Schools	1.00	2.00	1.33	0.47	0.22	145
3	Middle Schools	1.00	2.00	1.30	0.46	0.21	145
4	Elementary Schools	1.00	2.00	1.28	0.45	0.20	145

#	Field	Yes	No	Total
1	All PCSD Schools	62.76% 91	37.24% 54	145
2	High Schools	66.90% 97	33.10% 48	145
3	Middle Schools	69.66% 101	30.34% 44	145
4	Elementary Schools	71.72% 104	28.28% 41	145

Showing rows 1 - 4 of 4

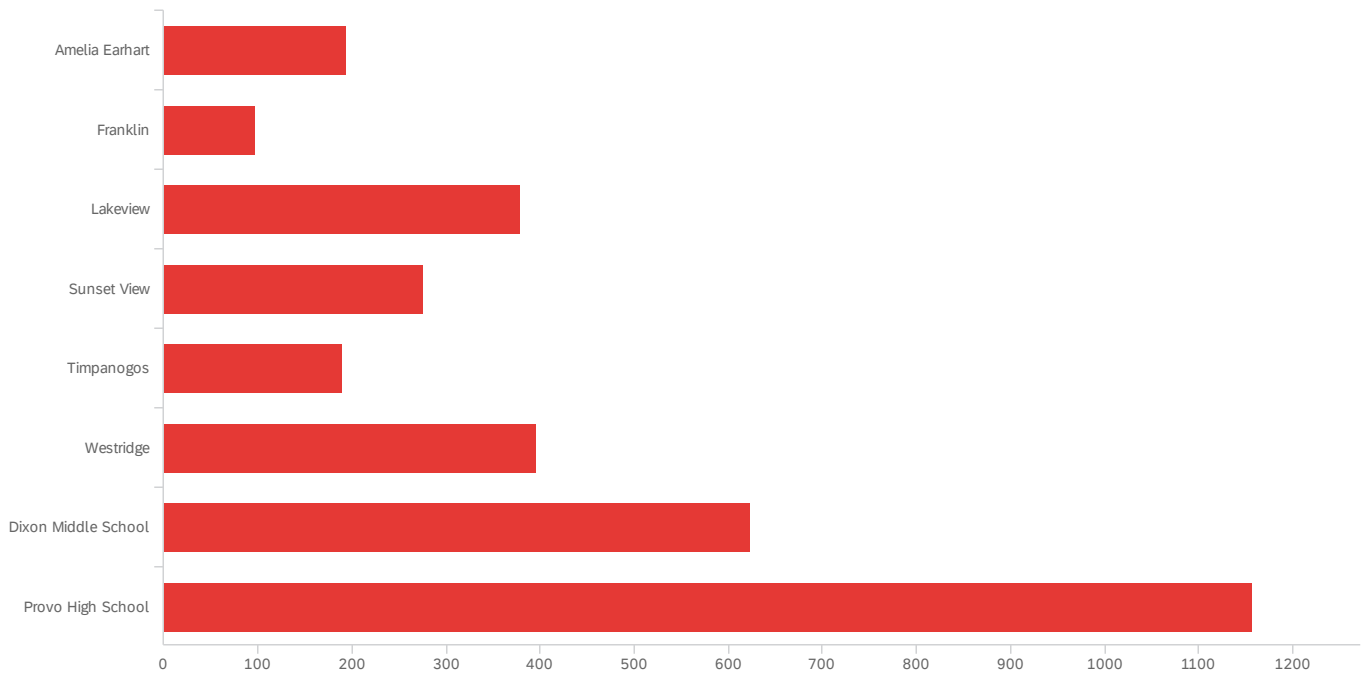
End of Report

Default Report

Full Time School Survey - Community

March 8, 2021 3:41 PM MST

Q1 - 1. Which school(s) do your children attend? Please click all that apply.

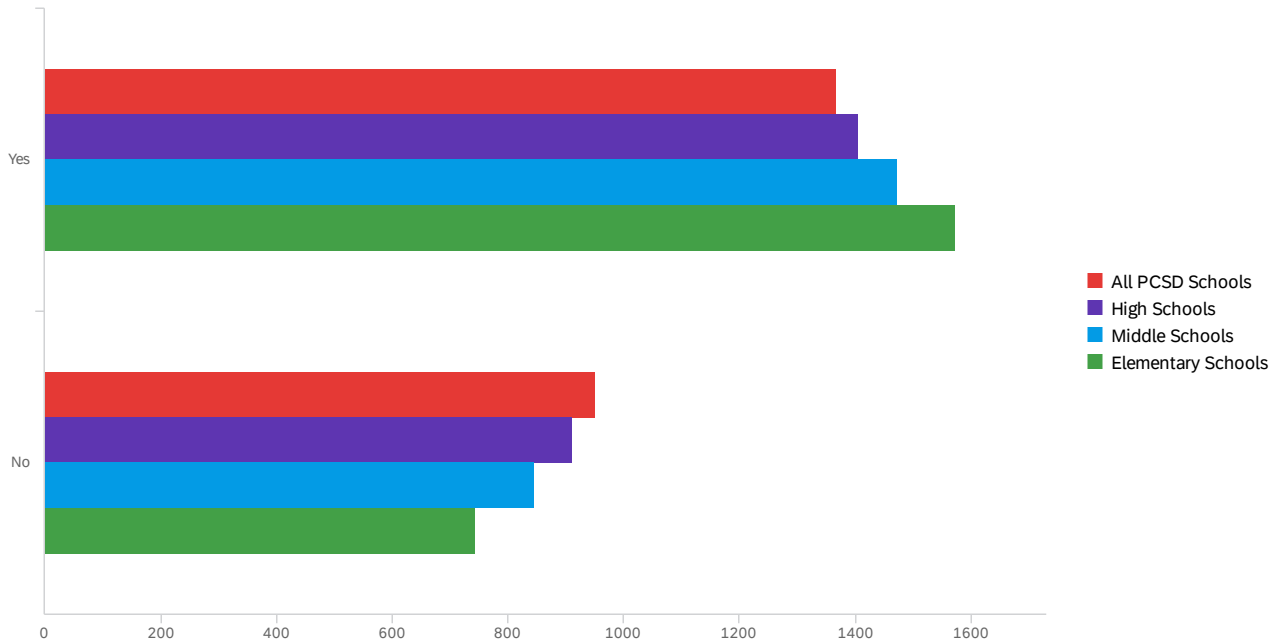


#	Field	Choice Count
1	Amelia Earhart	5.86% 194
4	Franklin	2.93% 97
5	Lakeview	11.44% 379
9	Sunset View	8.33% 276
11	Timpanogos	5.73% 190
13	Westridge	11.95% 396
15	Dixon Middle School	18.83% 624
17	Provo High School	34.92% 1157

3313

Showing rows 1 - 9 of 9

Q2 - 1. Would you be supportive of transitioning some or all PCSD schools to full time school (Phase 3) around March 22? (A specific date has not been formalized, but this is the time frame that has been discussed)



#	Field	Minimum	Maximum	Mean	Std Deviation	Variance	Count
1	All PCSD Schools	1.00	2.00	1.41	0.49	0.24	2,318
2	High Schools	1.00	2.00	1.39	0.49	0.24	2,318
3	Middle Schools	1.00	2.00	1.36	0.48	0.23	2,318
4	Elementary Schools	1.00	2.00	1.32	0.47	0.22	2,318

#	Field	Yes	No	Total
1	All PCSD Schools	58.97% 1367	41.03% 951	2318
2	High Schools	60.66% 1406	39.34% 912	2318
3	Middle Schools	63.55% 1473	36.45% 845	2318
4	Elementary Schools	67.90% 1574	32.10% 744	2318

Showing rows 1 - 4 of 4

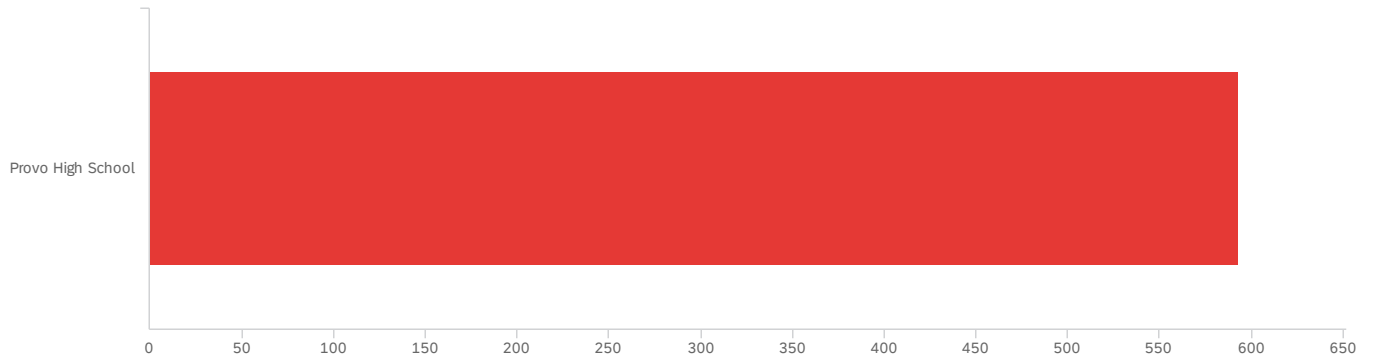
End of Report

Default Report

Full Time School Survey - Community

March 8, 2021 3:20 PM MST


Q1 - 1. Which school(s) do your children attend? Please click all that apply.



#	Field	Choice Count
17	Provo High School	100.00% 593

Showing rows 1 - 1 of 1

Q2 - 1. Would you be supportive of transitioning some or all PCSD schools to full time school (Phase 3) around March 22? (A specific date has not been formalized, but this is the time frame that has been discussed)



#	Field	Minimum	Maximum	Mean	Std Deviation	Variance	Count
1	All PCSD Schools	0.00	0.00	0.00	0.00	0.00	0
2	High Schools	0.00	0.00	0.00	0.00	0.00	0
3	Middle Schools	0.00	0.00	0.00	0.00	0.00	0
4	Elementary Schools	0.00	0.00	0.00	0.00	0.00	0

#	Field	Yes	No	Total
1	All PCSD Schools	0.00% 0	0.00% 0	0
2	High Schools	0.00% 0	0.00% 0	0
3	Middle Schools	0.00% 0	0.00% 0	0
4	Elementary Schools	0.00% 0	0.00% 0	0

Showing rows 1 - 4 of 4

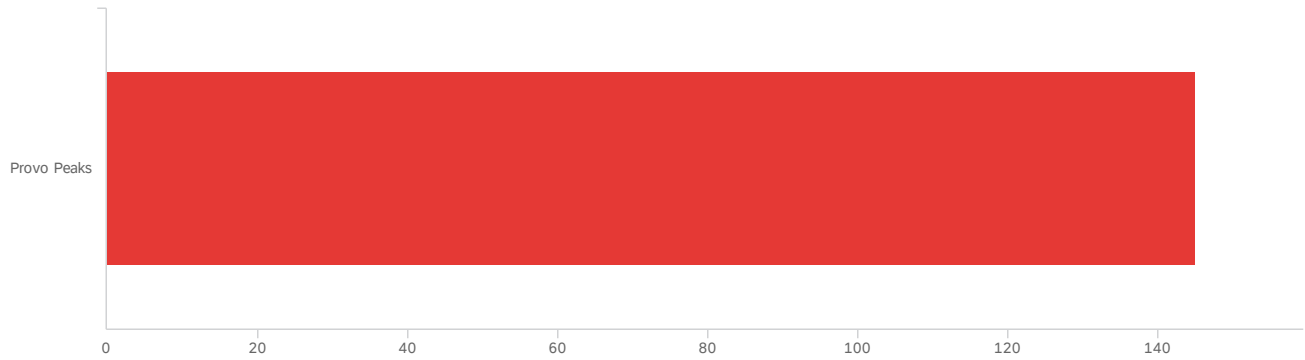
End of Report

Default Report

Full Time School Survey - Community

March 8, 2021 3:27 PM MST

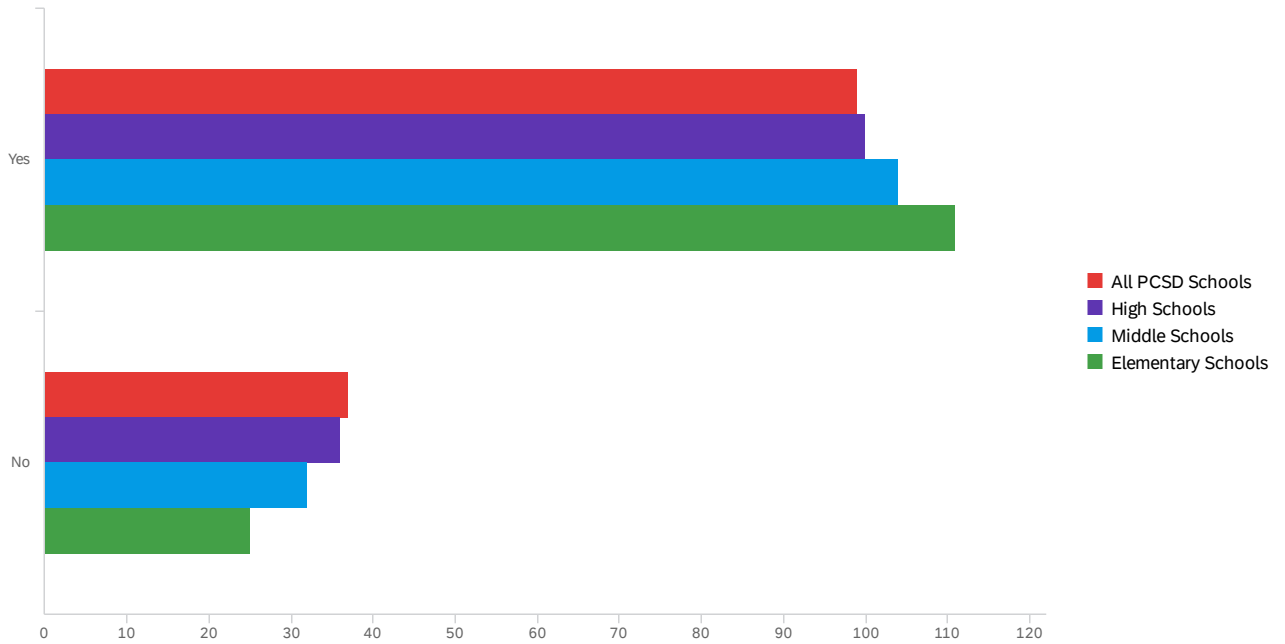
Q1 - 1. Which school(s) do your children attend? Please click all that apply.



#	Field	Choice Count
6	Provo Peaks	100.00% 145

Showing rows 1 - 1 of 1

Q2 - 1. Would you be supportive of transitioning some or all PCSD schools to full time school (Phase 3) around March 22? (A specific date has not been formalized, but this is the time frame that has been discussed)



#	Field	Minimum	Maximum	Mean	Std Deviation	Variance	Count
1	All PCSD Schools	1.00	2.00	1.27	0.45	0.20	136
2	High Schools	1.00	2.00	1.26	0.44	0.19	136
3	Middle Schools	1.00	2.00	1.24	0.42	0.18	136
4	Elementary Schools	1.00	2.00	1.18	0.39	0.15	136

#	Field	Yes	No	Total
1	All PCSD Schools	72.79% 99	27.21% 37	136
2	High Schools	73.53% 100	26.47% 36	136
3	Middle Schools	76.47% 104	23.53% 32	136
4	Elementary Schools	81.62% 111	18.38% 25	136

Showing rows 1 - 4 of 4

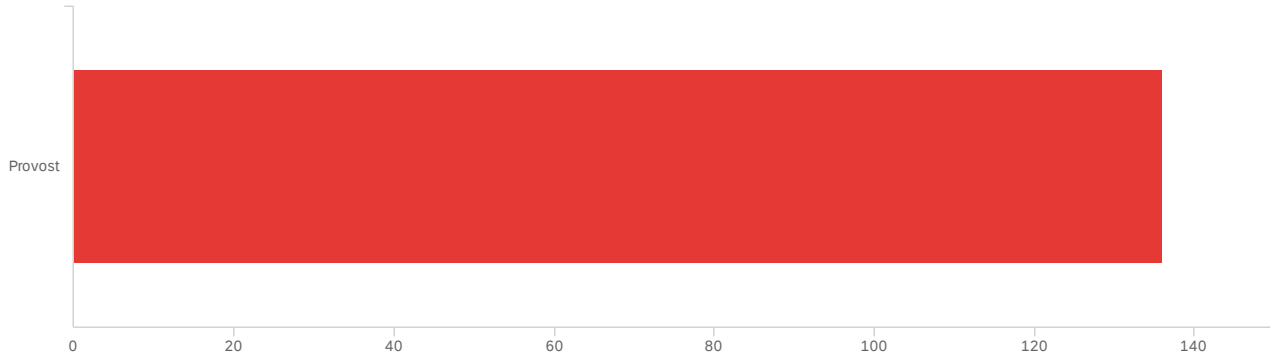
End of Report

Default Report

Full Time School Survey - Community

March 8, 2021 3:27 PM MST

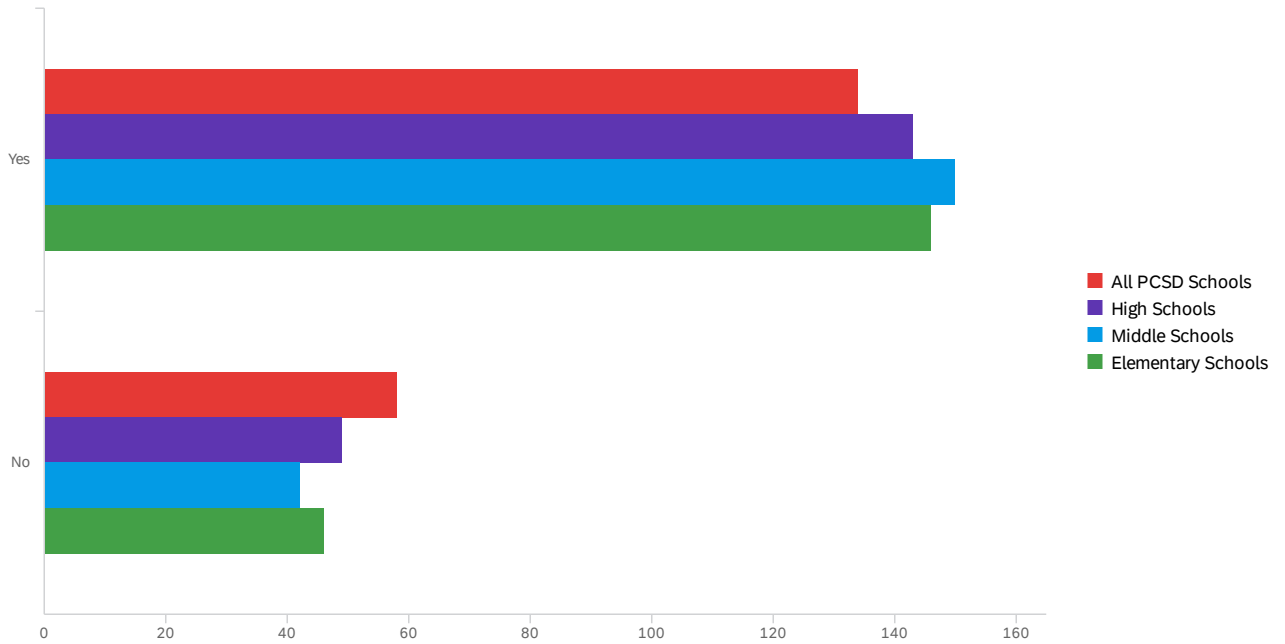
Q1 - 1. Which school(s) do your children attend? Please click all that apply.



#	Field	Choice Count
7	Provost	100.00% 136

Showing rows 1 - 1 of 1

Q2 - 1. Would you be supportive of transitioning some or all PCSD schools to full time school (Phase 3) around March 22? (A specific date has not been formalized, but this is the time frame that has been discussed)



#	Field	Minimum	Maximum	Mean	Std Deviation	Variance	Count
1	All PCSD Schools	1.00	2.00	1.30	0.46	0.21	192
2	High Schools	1.00	2.00	1.26	0.44	0.19	192
3	Middle Schools	1.00	2.00	1.22	0.41	0.17	192
4	Elementary Schools	1.00	2.00	1.24	0.43	0.18	192

#	Field	Yes	No	Total
1	All PCSD Schools	69.79% 134	30.21% 58	192
2	High Schools	74.48% 143	25.52% 49	192
3	Middle Schools	78.13% 150	21.88% 42	192
4	Elementary Schools	76.04% 146	23.96% 46	192

Showing rows 1 - 4 of 4

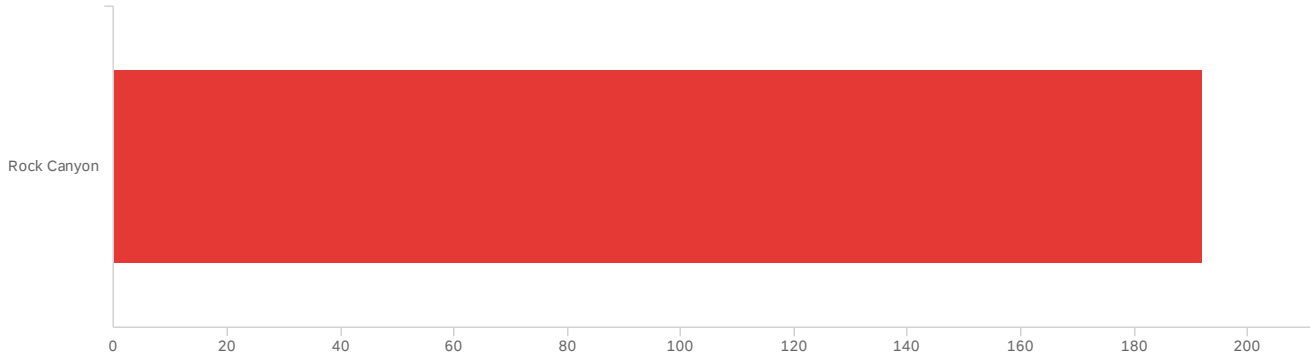
End of Report

Default Report

Full Time School Survey - Community

March 8, 2021 3:27 PM MST

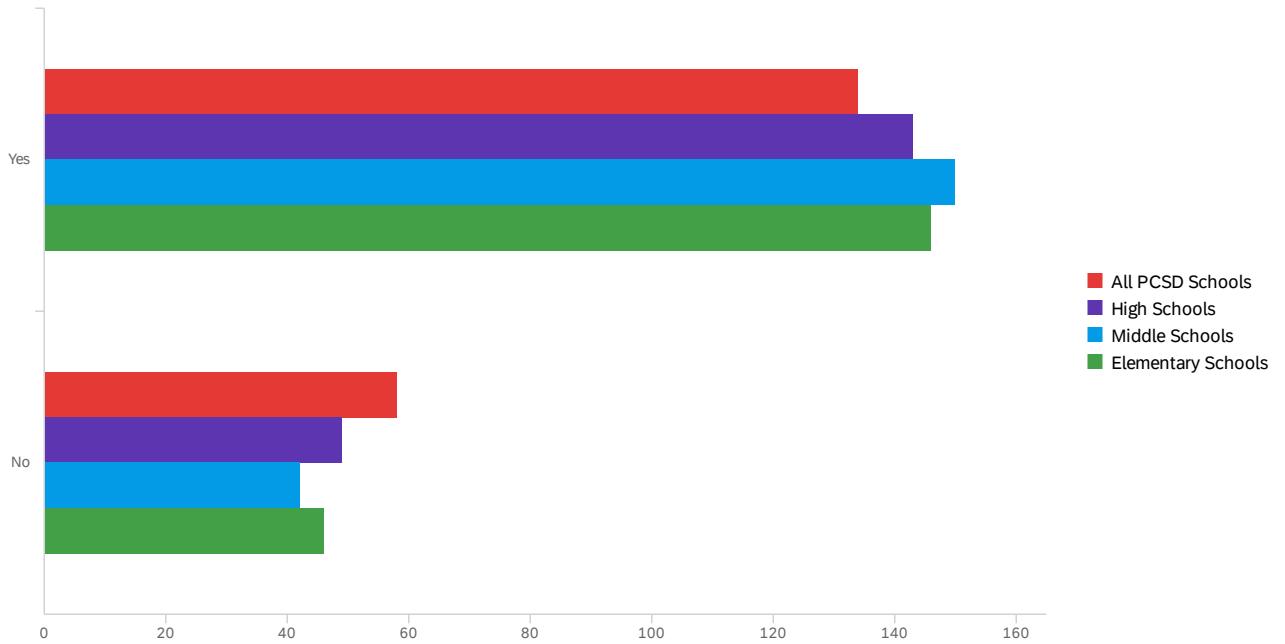
Q1 - 1. Which school(s) do your children attend? Please click all that apply.



#	Field	Choice Count
8	Rock Canyon	100.00% 192

Showing rows 1 - 1 of 1

Q2 - 1. Would you be supportive of transitioning some or all PCSD schools to full time school (Phase 3) around March 22? (A specific date has not been formalized, but this is the time frame that has been discussed)



#	Field	Minimum	Maximum	Mean	Std Deviation	Variance	Count
1	All PCSD Schools	1.00	2.00	1.30	0.46	0.21	192
2	High Schools	1.00	2.00	1.26	0.44	0.19	192
3	Middle Schools	1.00	2.00	1.22	0.41	0.17	192
4	Elementary Schools	1.00	2.00	1.24	0.43	0.18	192

#	Field	Yes	No	Total
1	All PCSD Schools	69.79% 134	30.21% 58	192
2	High Schools	74.48% 143	25.52% 49	192
3	Middle Schools	78.13% 150	21.88% 42	192
4	Elementary Schools	76.04% 146	23.96% 46	192

Showing rows 1 - 4 of 4

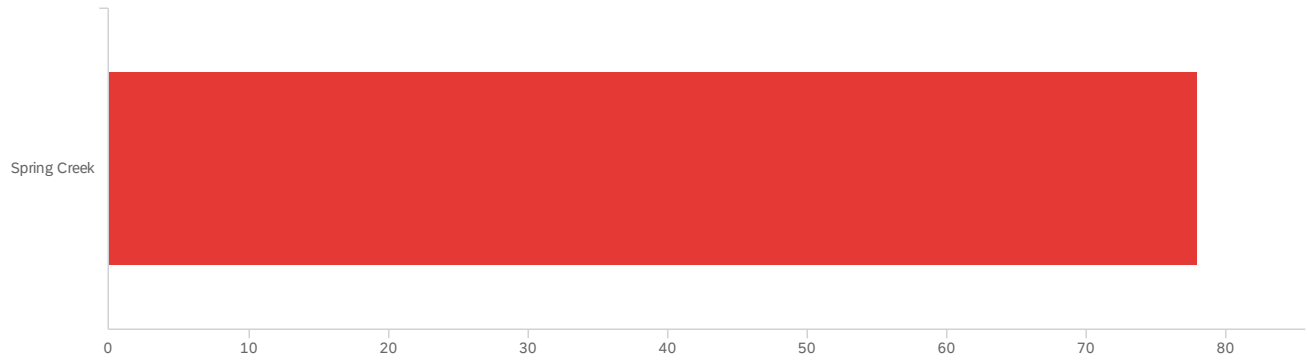
End of Report

Default Report

Full Time School Survey - Community

March 8, 2021 3:15 PM MST

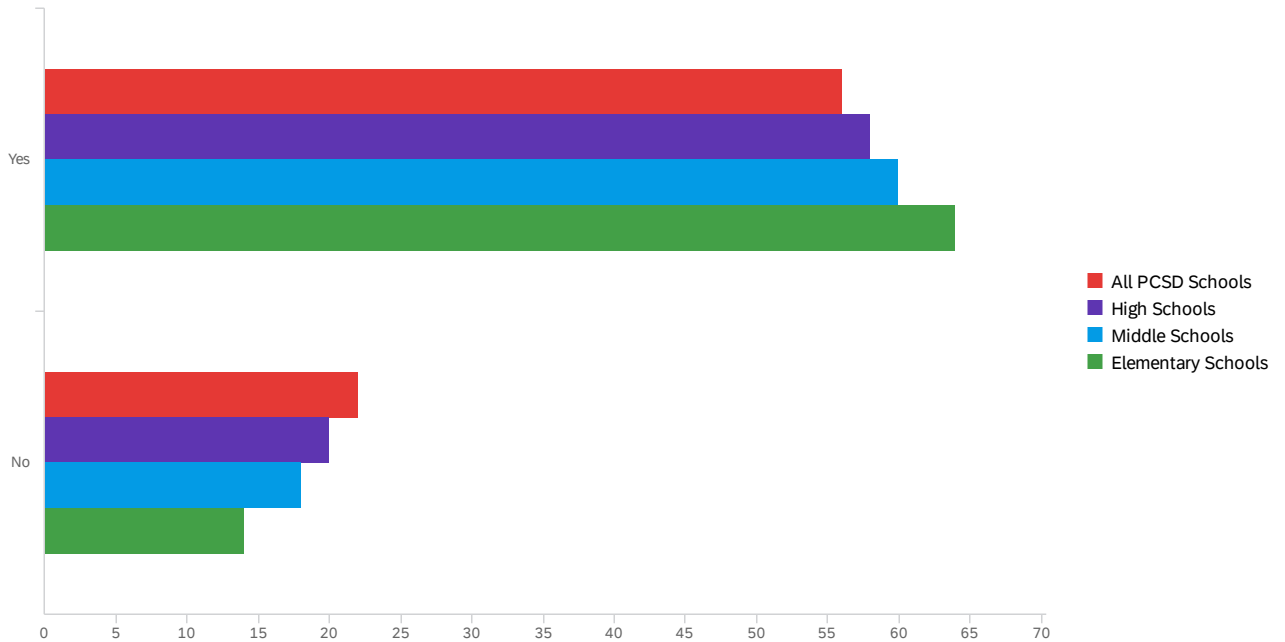
Q1 - 1. Which school(s) do your children attend? Please click all that apply.



#	Field	Choice Count
10	Spring Creek	100.00% 78

Showing rows 1 - 1 of 1

Q2 - 1. Would you be supportive of transitioning some or all PCSD schools to full time school (Phase 3) around March 22? (A specific date has not been formalized, but this is the time frame that has been discussed)



#	Field	Minimum	Maximum	Mean	Std Deviation	Variance	Count
1	All PCSD Schools	1.00	2.00	1.28	0.45	0.20	78
2	High Schools	1.00	2.00	1.26	0.44	0.19	78
3	Middle Schools	1.00	2.00	1.23	0.42	0.18	78
4	Elementary Schools	1.00	2.00	1.18	0.38	0.15	78

#	Field	Yes	No	Total
1	All PCSD Schools	71.79% 56	28.21% 22	78
2	High Schools	74.36% 58	25.64% 20	78
3	Middle Schools	76.92% 60	23.08% 18	78
4	Elementary Schools	82.05% 64	17.95% 14	78

Showing rows 1 - 4 of 4

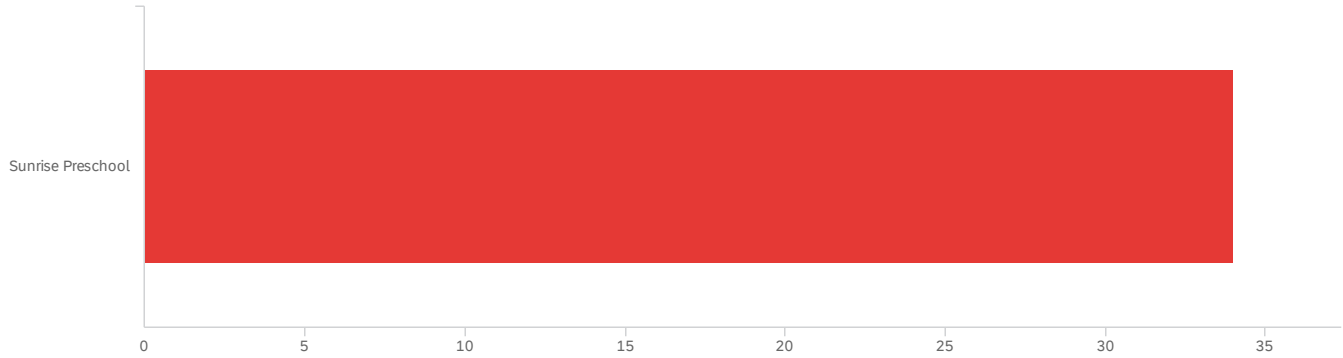
End of Report

Default Report

Full Time School Survey - Community

March 8, 2021 3:20 PM MST

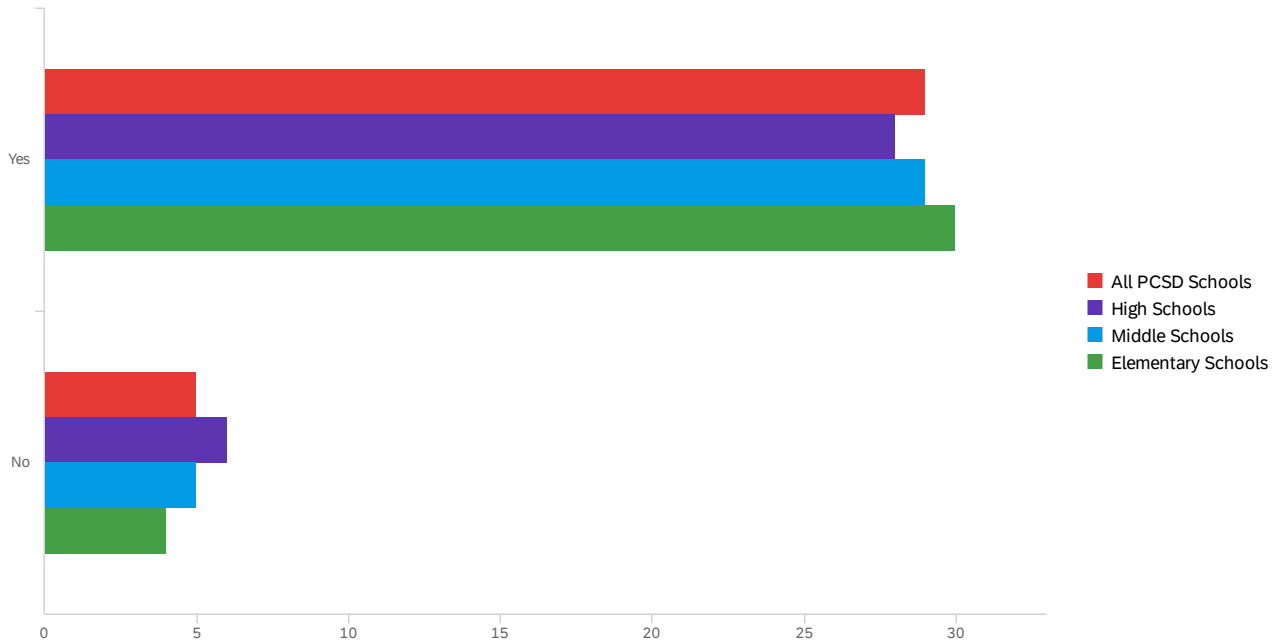
Q1 - 1. Which school(s) do your children attend? Please click all that apply.



#	Field	Choice Count
19	Sunrise Preschool	100.00% 34

Showing rows 1 - 1 of 1

Q2 - 1. Would you be supportive of transitioning some or all PCSD schools to full time school (Phase 3) around March 22? (A specific date has not been formalized, but this is the time frame that has been discussed)



#	Field	Minimum	Maximum	Mean	Std Deviation	Variance	Count
1	All PCSD Schools	1.00	2.00	1.15	0.35	0.13	34
2	High Schools	1.00	2.00	1.18	0.38	0.15	34
3	Middle Schools	1.00	2.00	1.15	0.35	0.13	34
4	Elementary Schools	1.00	2.00	1.12	0.32	0.10	34

#	Field	Yes	No	Total
1	All PCSD Schools	85.29% 29	14.71% 5	34
2	High Schools	82.35% 28	17.65% 6	34
3	Middle Schools	85.29% 29	14.71% 5	34
4	Elementary Schools	88.24% 30	11.76% 4	34

Showing rows 1 - 4 of 4

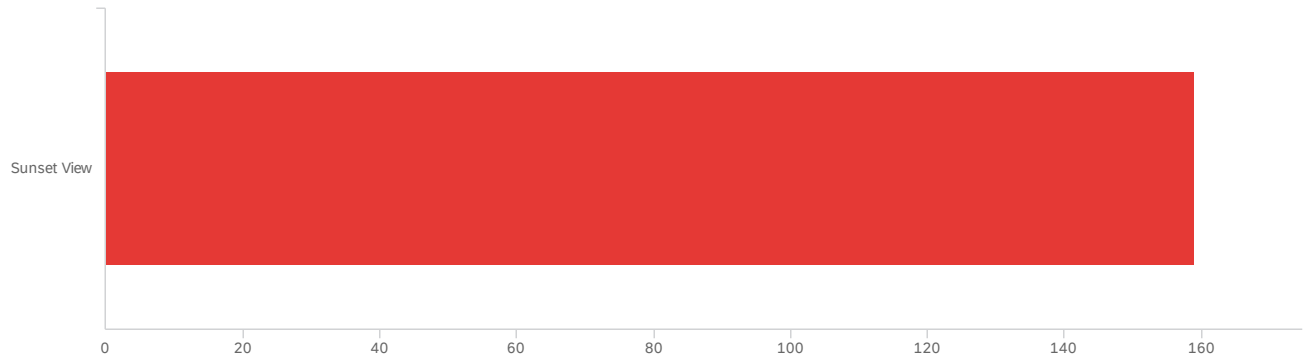
End of Report

Default Report

Full Time School Survey - Community

March 8, 2021 3:28 PM MST

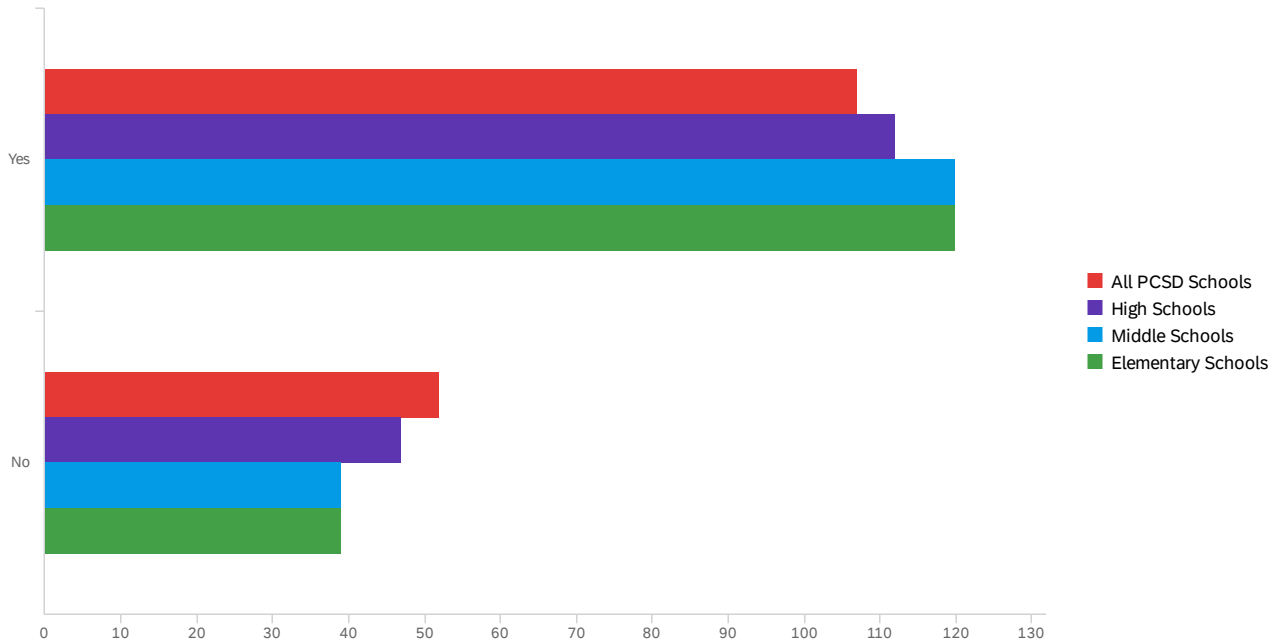
Q1 - 1. Which school(s) do your children attend? Please click all that apply.



#	Field	Choice Count
9	Sunset View	100.00% 159

Showing rows 1 - 1 of 1

Q2 - 1. Would you be supportive of transitioning some or all PCSD schools to full time school (Phase 3) around March 22? (A specific date has not been formalized, but this is the time frame that has been discussed)



#	Field	Minimum	Maximum	Mean	Std Deviation	Variance	Count
1	All PCSD Schools	1.00	2.00	1.33	0.47	0.22	159
2	High Schools	1.00	2.00	1.30	0.46	0.21	159
3	Middle Schools	1.00	2.00	1.25	0.43	0.19	159
4	Elementary Schools	1.00	2.00	1.25	0.43	0.19	159

#	Field	Yes	No	Total
1	All PCSD Schools	67.30% 107	32.70% 52	159
2	High Schools	70.44% 112	29.56% 47	159
3	Middle Schools	75.47% 120	24.53% 39	159
4	Elementary Schools	75.47% 120	24.53% 39	159

Showing rows 1 - 4 of 4

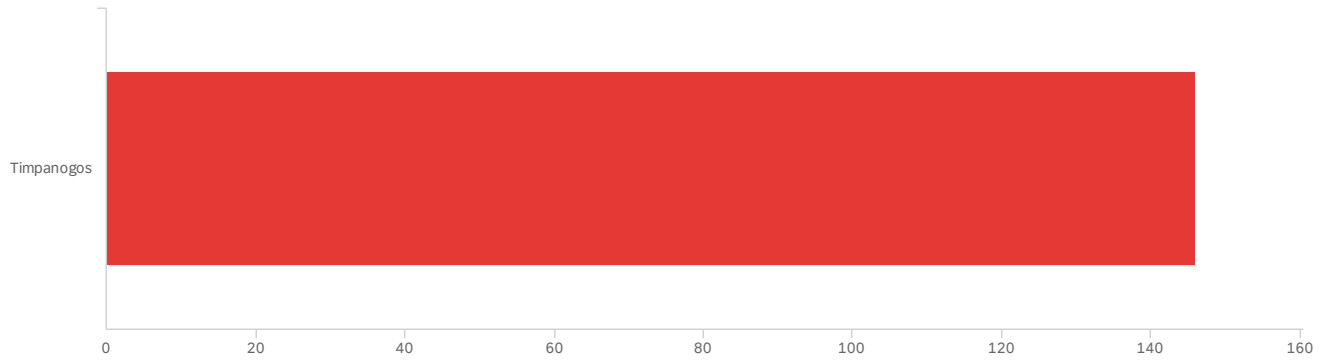
End of Report

Default Report

Full Time School Survey - Community

March 8, 2021 3:17 PM MST

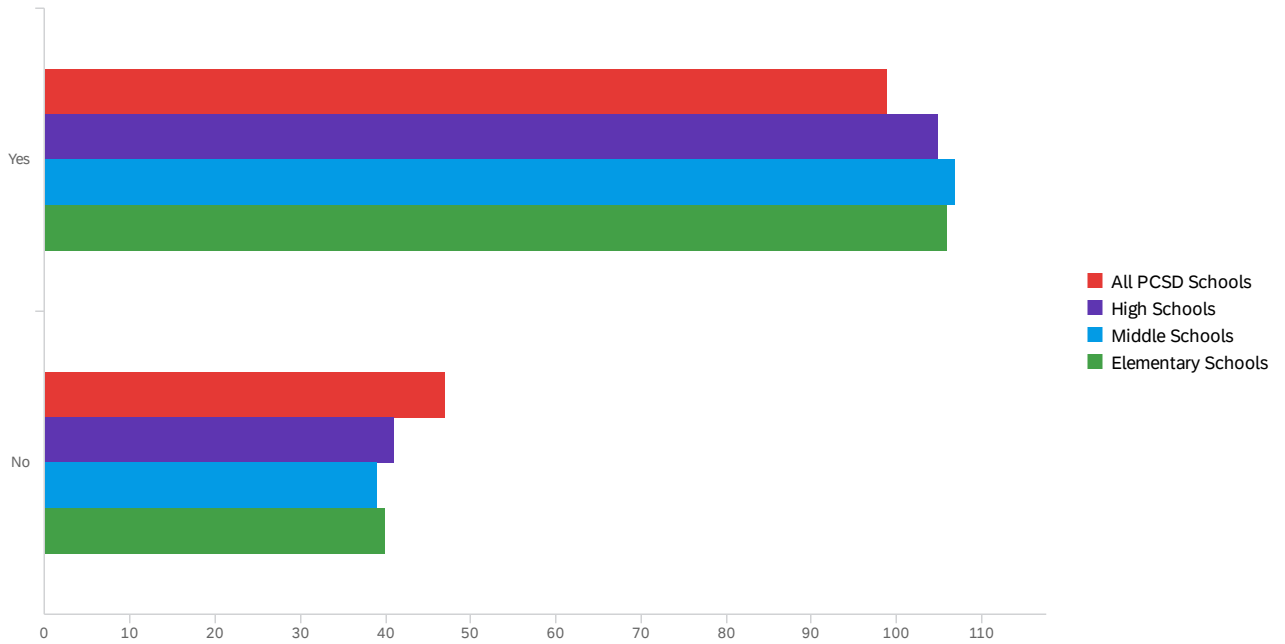
Q1 - 1. Which school(s) do your children attend? Please click all that apply.



#	Field	Choice Count
11	Timpanogos	146

Showing rows 1 - 1 of 1

Q2 - 1. Would you be supportive of transitioning some or all PCSD schools to full time school (Phase 3) around March 22? (A specific date has not been formalized, but this is the time frame that has been discussed)



#	Field	Minimum	Maximum	Mean	Std Deviation	Variance	Count
1	All PCSD Schools	1.00	2.00	1.32	0.47	0.22	146
2	High Schools	1.00	2.00	1.28	0.45	0.20	146
3	Middle Schools	1.00	2.00	1.27	0.44	0.20	146
4	Elementary Schools	1.00	2.00	1.27	0.45	0.20	146

#	Field	Yes	No	Total
1	All PCSD Schools	67.81% 99	32.19% 47	146
2	High Schools	71.92% 105	28.08% 41	146
3	Middle Schools	73.29% 107	26.71% 39	146
4	Elementary Schools	72.60% 106	27.40% 40	146

Showing rows 1 - 4 of 4

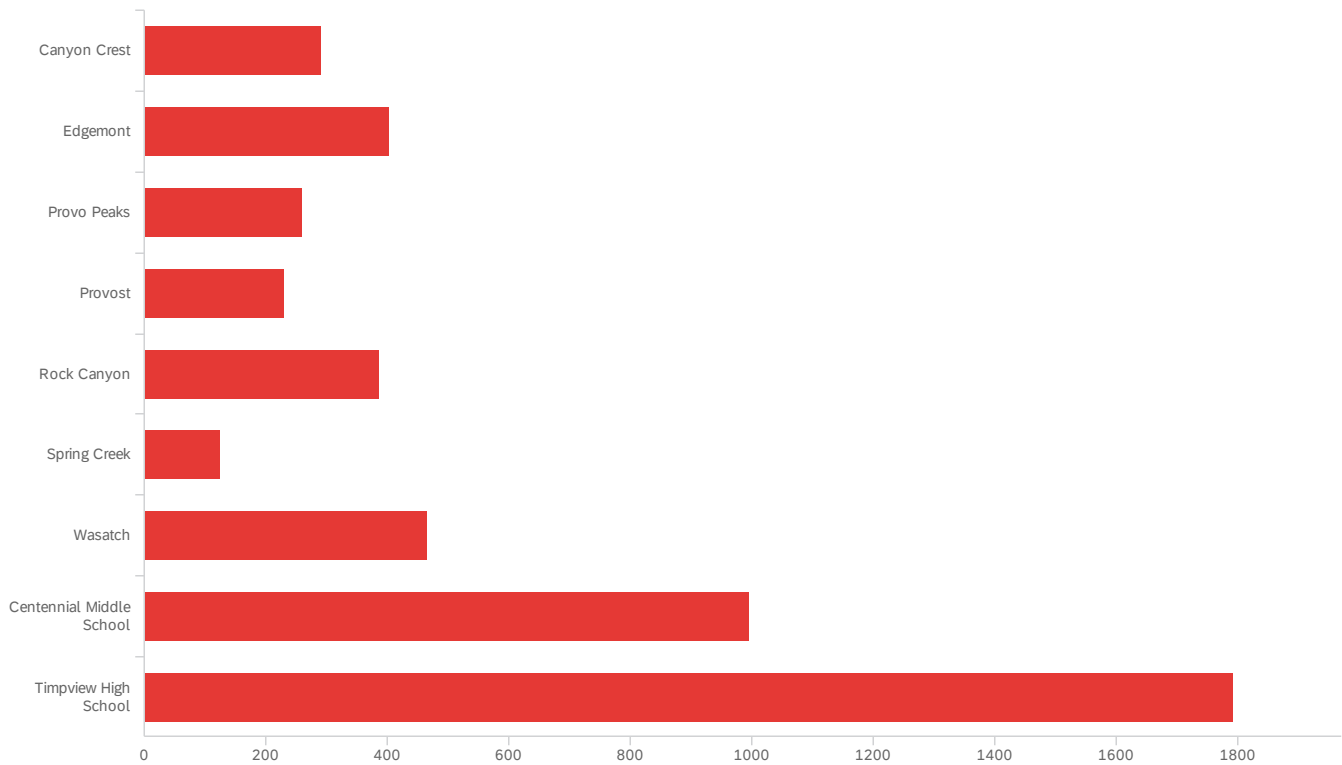
End of Report

Default Report

Full Time School Survey - Community

March 8, 2021 3:40 PM MST

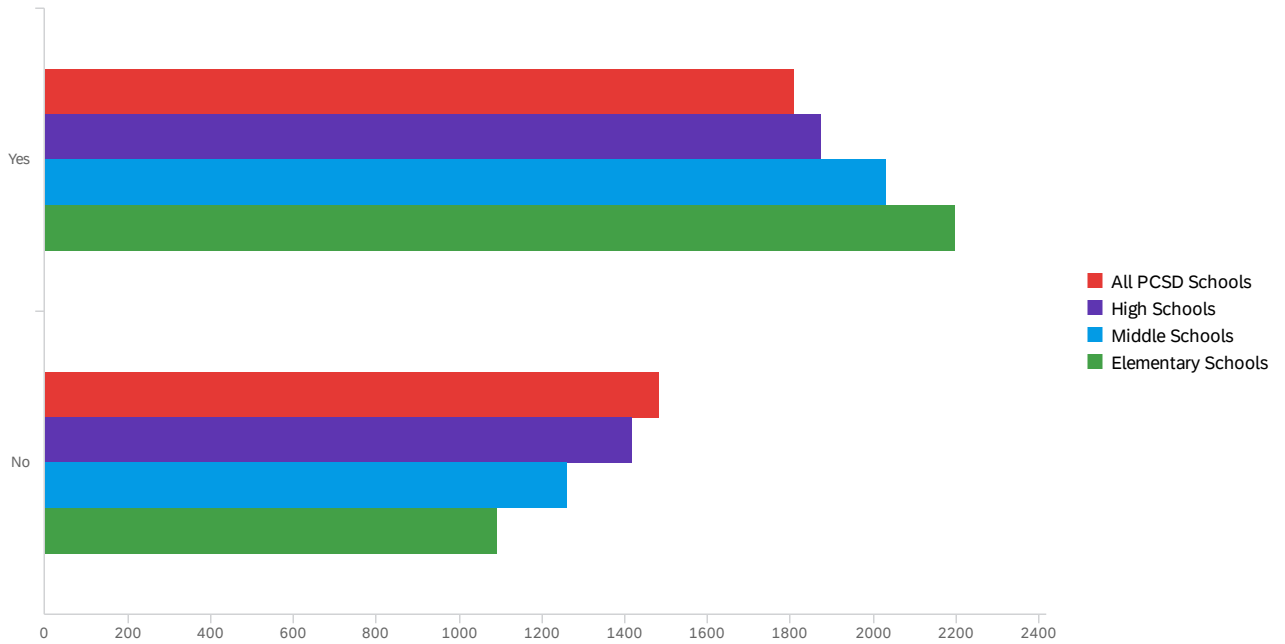
Q1 - 1. Which school(s) do your children attend? Please click all that apply.



#	Field	Choice Count
2	Canyon Crest	5.86% 290
3	Edgemont	8.15% 403
6	Provo Peaks	5.26% 260
7	Provost	4.63% 229
8	Rock Canyon	7.80% 386
10	Spring Creek	2.51% 124
12	Wasatch	9.42% 466
14	Centennial Middle School	20.14% 996
18	Timpview High School	36.23% 1792
		4946

Showing rows 1 - 10 of 10

Q2 - 1. Would you be supportive of transitioning some or all PCSD schools to full time school (Phase 3) around March 22? (A specific date has not been formalized, but this is the time frame that has been discussed)



#	Field	Minimum	Maximum	Mean	Std Deviation	Variance	Count
1	All PCSD Schools	1.00	2.00	1.45	0.50	0.25	3,294
2	High Schools	1.00	2.00	1.43	0.50	0.25	3,294
3	Middle Schools	1.00	2.00	1.38	0.49	0.24	3,294
4	Elementary Schools	1.00	2.00	1.33	0.47	0.22	3,294

#	Field	Yes	No	Total
1	All PCSD Schools	54.98% 1811	45.02% 1483	3294
2	High Schools	56.95% 1876	43.05% 1418	3294
3	Middle Schools	61.72% 2033	38.28% 1261	3294
4	Elementary Schools	66.79% 2200	33.21% 1094	3294

Showing rows 1 - 4 of 4

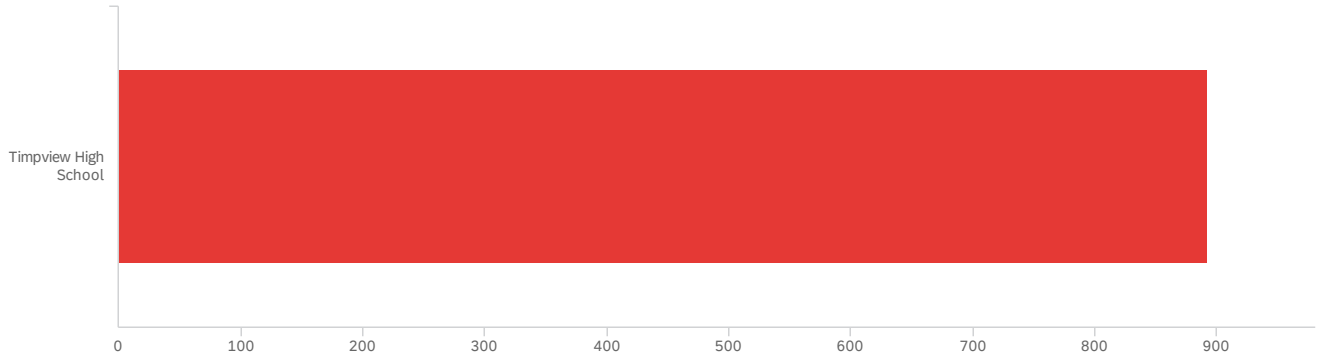
End of Report

Default Report

Full Time School Survey - Community

March 8, 2021 3:13 PM MST

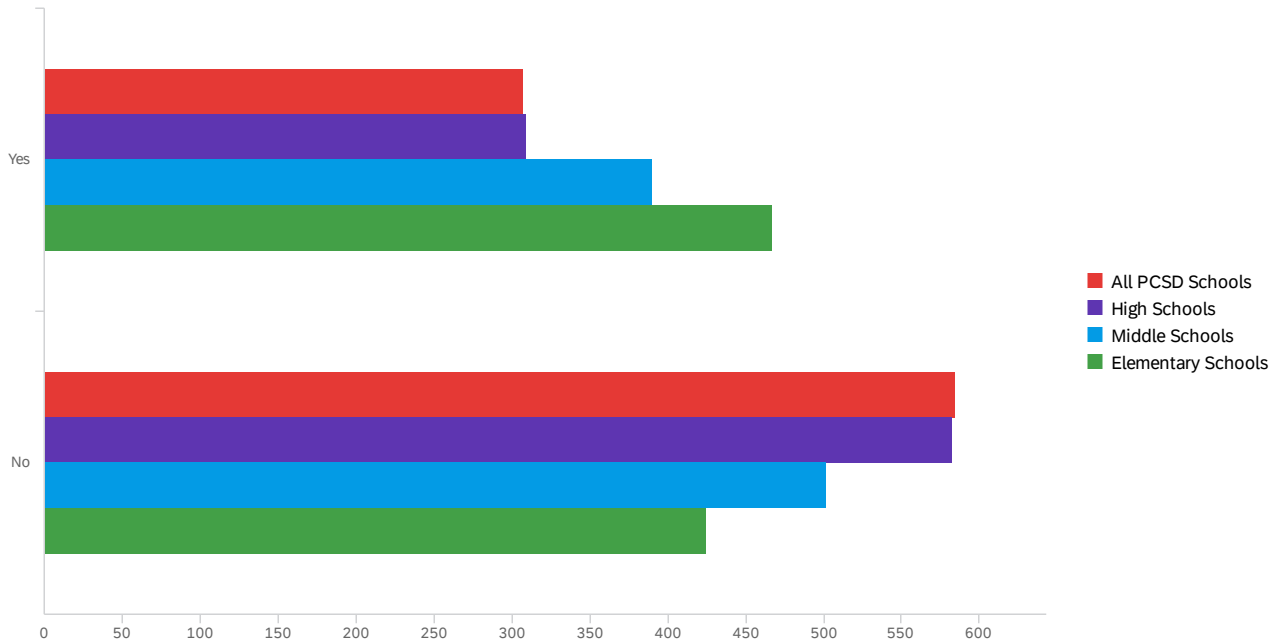
Q1 - 1. Which school(s) do your children attend? Please click all that apply.



#	Field	Choice Count
18	Timpview High School	100.00% 892

Showing rows 1 - 1 of 1

Q2 - 1. Would you be supportive of transitioning some or all PCSD schools to full time school (Phase 3) around March 22? (A specific date has not been formalized, but this is the time frame that has been discussed)



#	Field	Minimum	Maximum	Mean	Std Deviation	Variance	Count
1	All PCSD Schools	1.00	2.00	1.66	0.48	0.23	892
2	High Schools	1.00	2.00	1.65	0.48	0.23	892
3	Middle Schools	1.00	2.00	1.56	0.50	0.25	892
4	Elementary Schools	1.00	2.00	1.48	0.50	0.25	892

#	Field	Yes	No	Total
1	All PCSD Schools	34.42% 307	65.58% 585	892
2	High Schools	34.64% 309	65.36% 583	892
3	Middle Schools	43.72% 390	56.28% 502	892
4	Elementary Schools	52.35% 467	47.65% 425	892

Showing rows 1 - 4 of 4

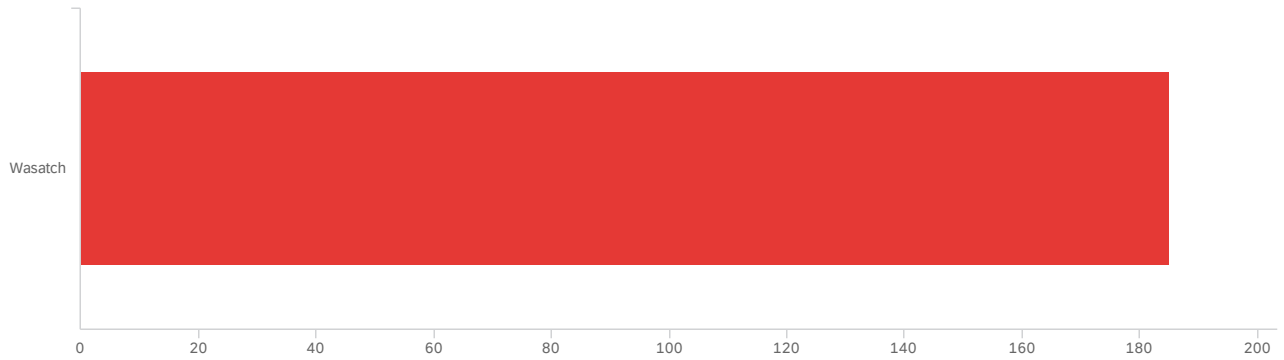
End of Report

Default Report

Full Time School Survey - Community

March 8, 2021 3:17 PM MST

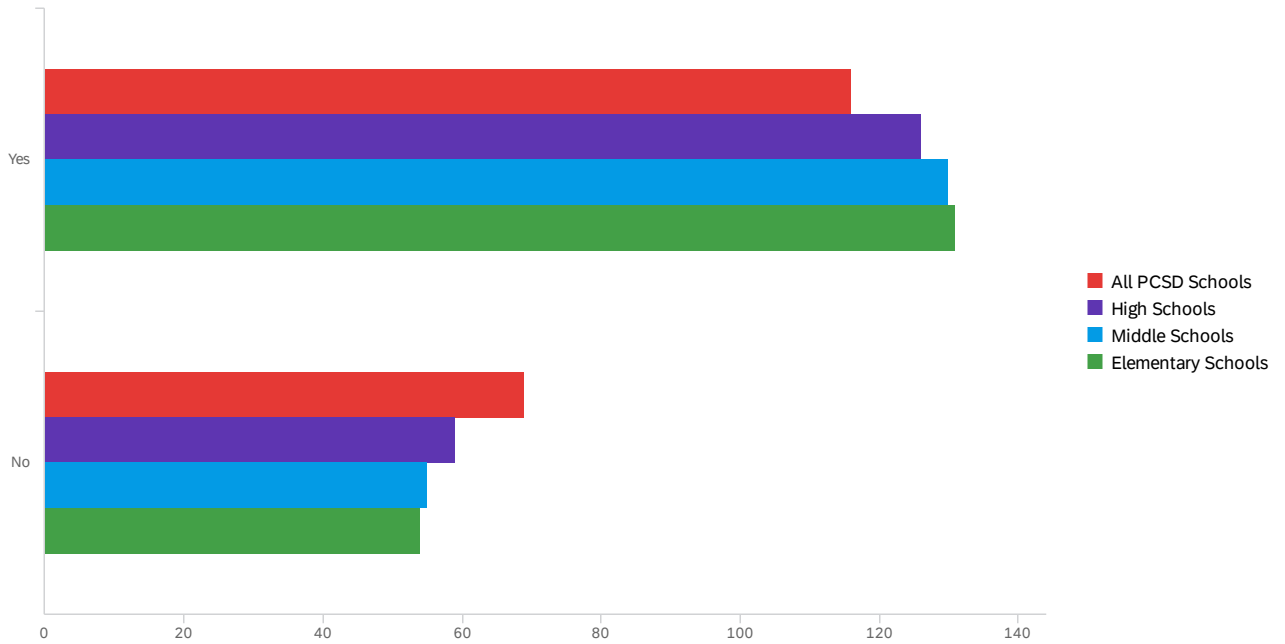
Q1 - 1. Which school(s) do your children attend? Please click all that apply.



#	Field	Choice Count
12	Wasatch	100.00% 185

Showing rows 1 - 1 of 1

Q2 - 1. Would you be supportive of transitioning some or all PCSD schools to full time school (Phase 3) around March 22? (A specific date has not been formalized, but this is the time frame that has been discussed)



#	Field	Minimum	Maximum	Mean	Std Deviation	Variance	Count
1	All PCSD Schools	1.00	2.00	1.37	0.48	0.23	185
2	High Schools	1.00	2.00	1.32	0.47	0.22	185
3	Middle Schools	1.00	2.00	1.30	0.46	0.21	185
4	Elementary Schools	1.00	2.00	1.29	0.45	0.21	185

#	Field	Yes	No	Total
1	All PCSD Schools	62.70% 116	37.30% 69	185
2	High Schools	68.11% 126	31.89% 59	185
3	Middle Schools	70.27% 130	29.73% 55	185
4	Elementary Schools	70.81% 131	29.19% 54	185

Showing rows 1 - 4 of 4

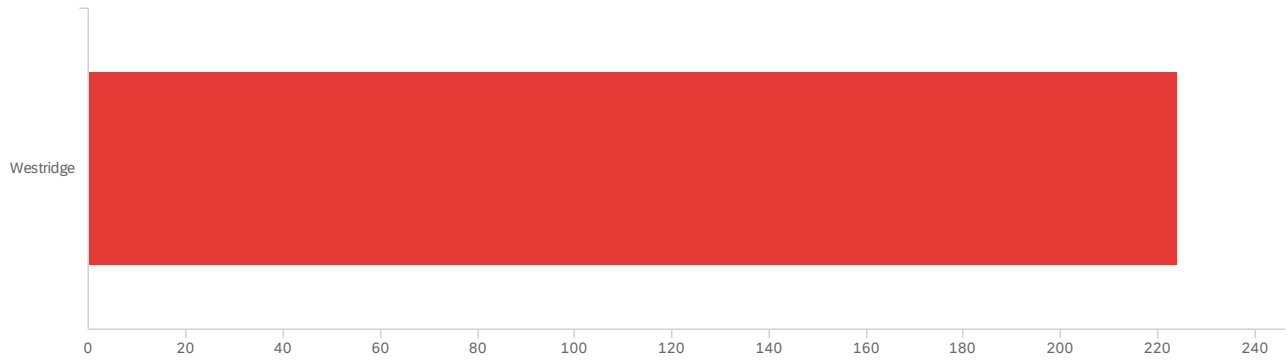
End of Report

Default Report

Full Time School Survey - Community

March 8, 2021 3:18 PM MST

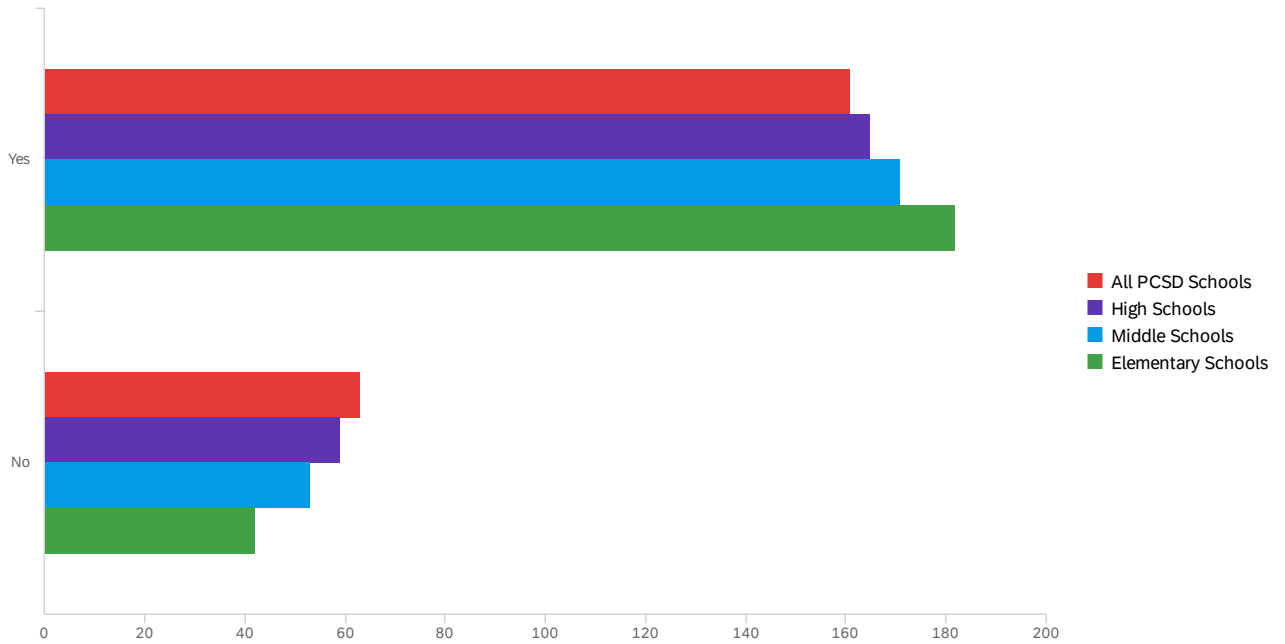
Q1 - 1. Which school(s) do your children attend? Please click all that apply.



#	Field	Choice Count
13	Westridge	100.00% 224

Showing rows 1 - 1 of 1

Q2 - 1. Would you be supportive of transitioning some or all PCSD schools to full time school (Phase 3) around March 22? (A specific date has not been formalized, but this is the time frame that has been discussed)



#	Field	Minimum	Maximum	Mean	Std Deviation	Variance	Count
1	All PCSD Schools	1.00	2.00	1.28	0.45	0.20	224
2	High Schools	1.00	2.00	1.26	0.44	0.19	224
3	Middle Schools	1.00	2.00	1.24	0.42	0.18	224
4	Elementary Schools	1.00	2.00	1.19	0.39	0.15	224

#	Field	Yes	No	Total
1	All PCSD Schools	71.88% 161	28.13% 63	224
2	High Schools	73.66% 165	26.34% 59	224
3	Middle Schools	76.34% 171	23.66% 53	224
4	Elementary Schools	81.25% 182	18.75% 42	224

Showing rows 1 - 4 of 4

End of Report