

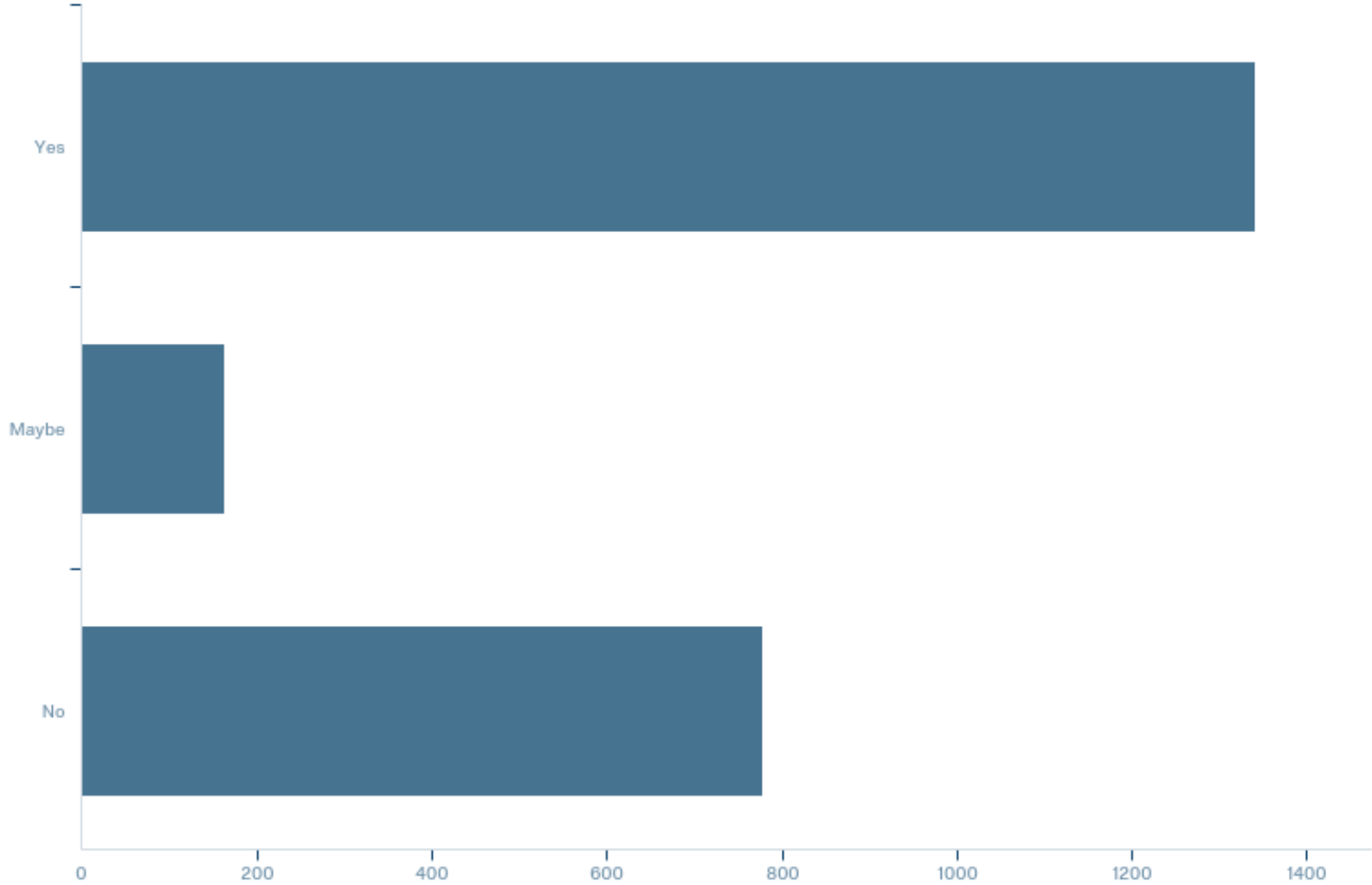
Provo City School District Bond Survey

Survey Results

April 17th 2019



Q2 - Prior to taking this survey, were you aware of the proposed school construction bond anticipated in the November, 2019 election?

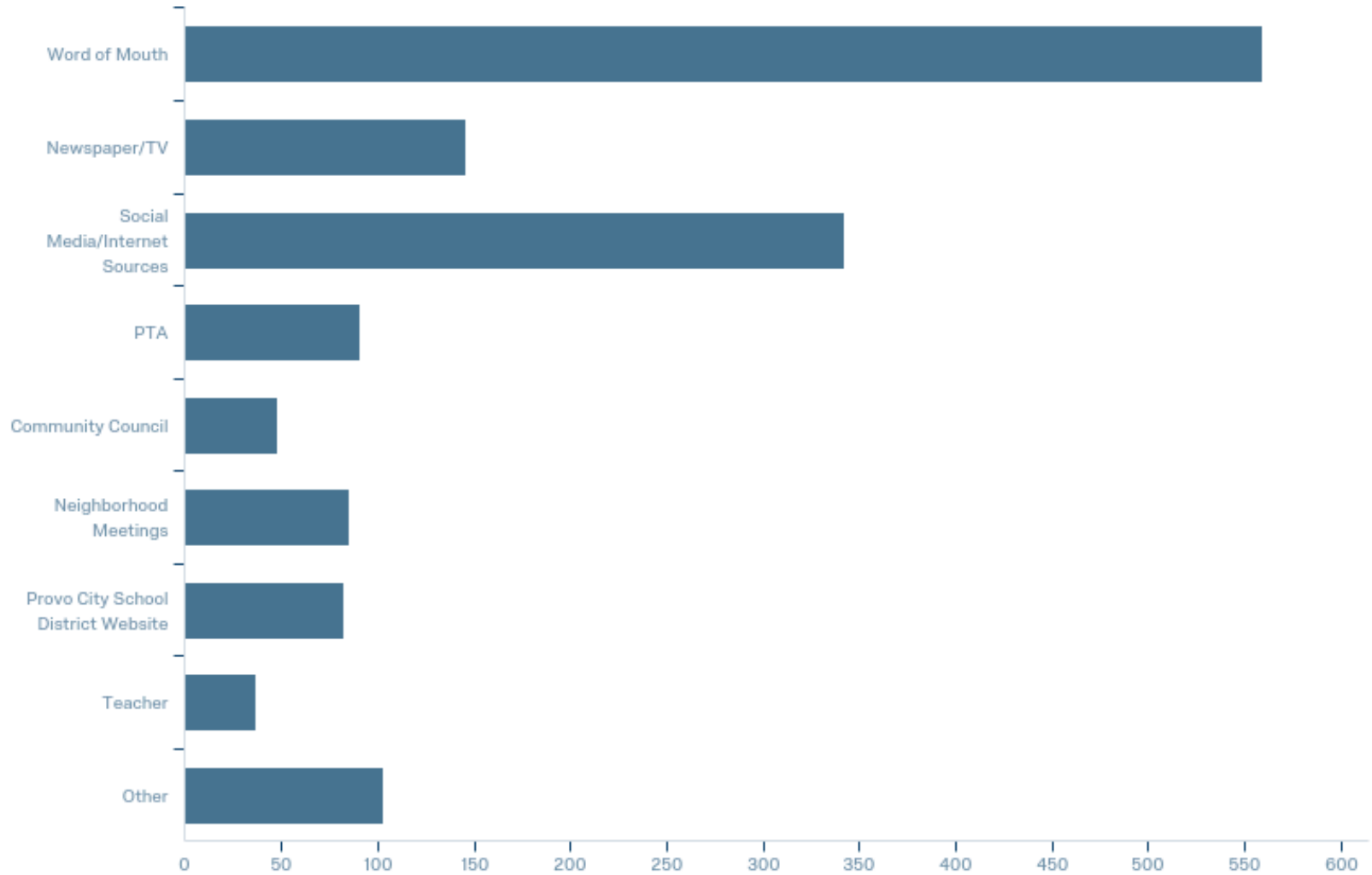


Q2 - Prior to taking this survey, were you aware of the proposed school construction bond anticipated in the November, 2019 election?



#	Answer	%	Count
1	Yes	58.76%	1341
2	Maybe	7.14%	163
3	No	34.09%	778
	Total	100%	2282

Q3 - How did you hear about the bond?

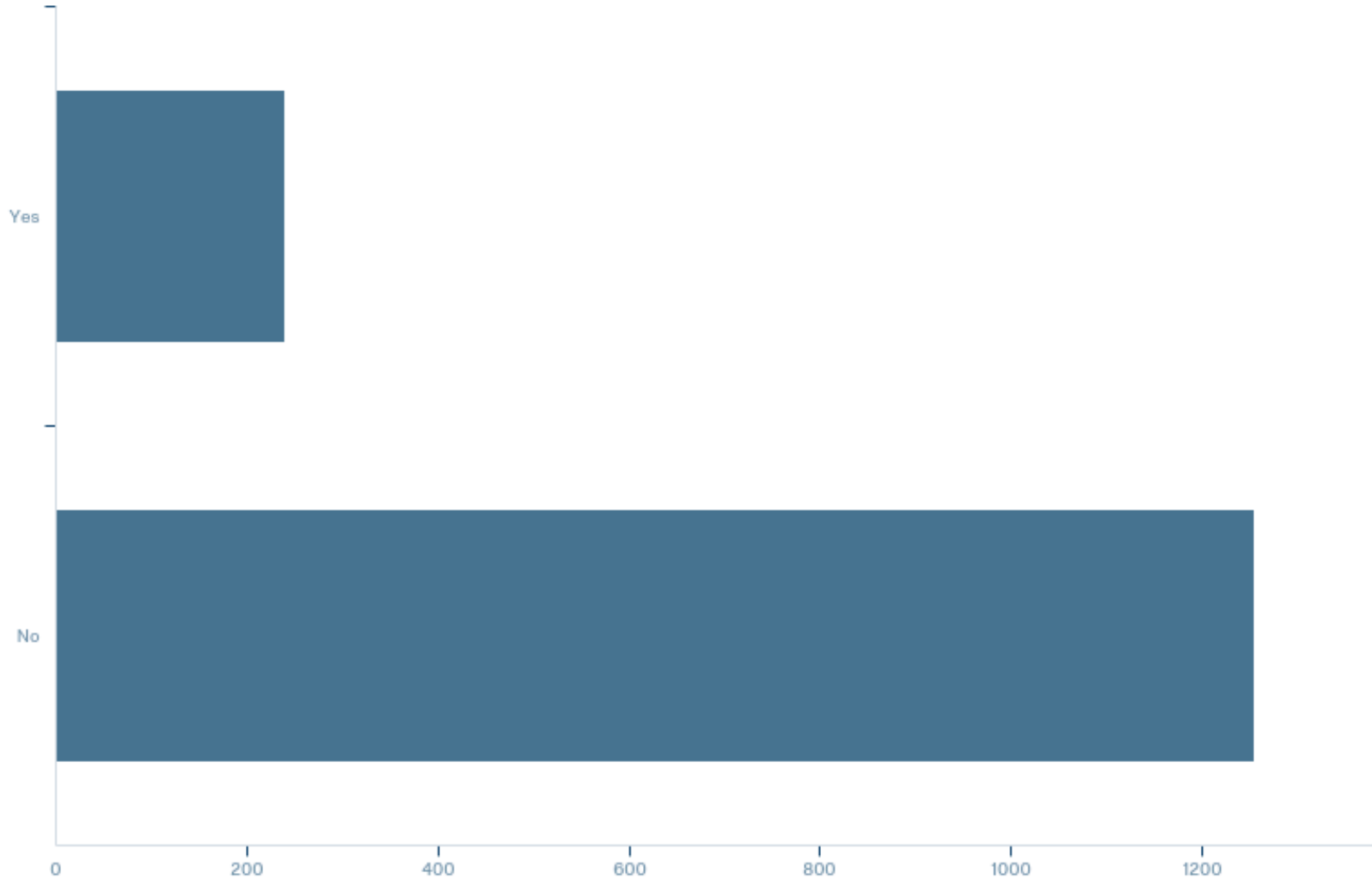


Q3 - How did you hear about the bond?



#	Answer	%	Count
1	Word of Mouth	37.44%	559
2	Newspaper/TV	9.78%	146
3	Social Media/Internet Sources	22.91%	342
4	PTA	6.10%	91
5	Community Council	3.22%	48
6	Neighborhood Meetings	5.69%	85
7	Provo City School District Website	5.49%	82
8	Teacher	2.48%	37
9	Other	6.90%	103
	Total	100%	1493

Q4 - Have you attended any recent public information meetings held at various schools to learn more about the 2019 bond and District updates?

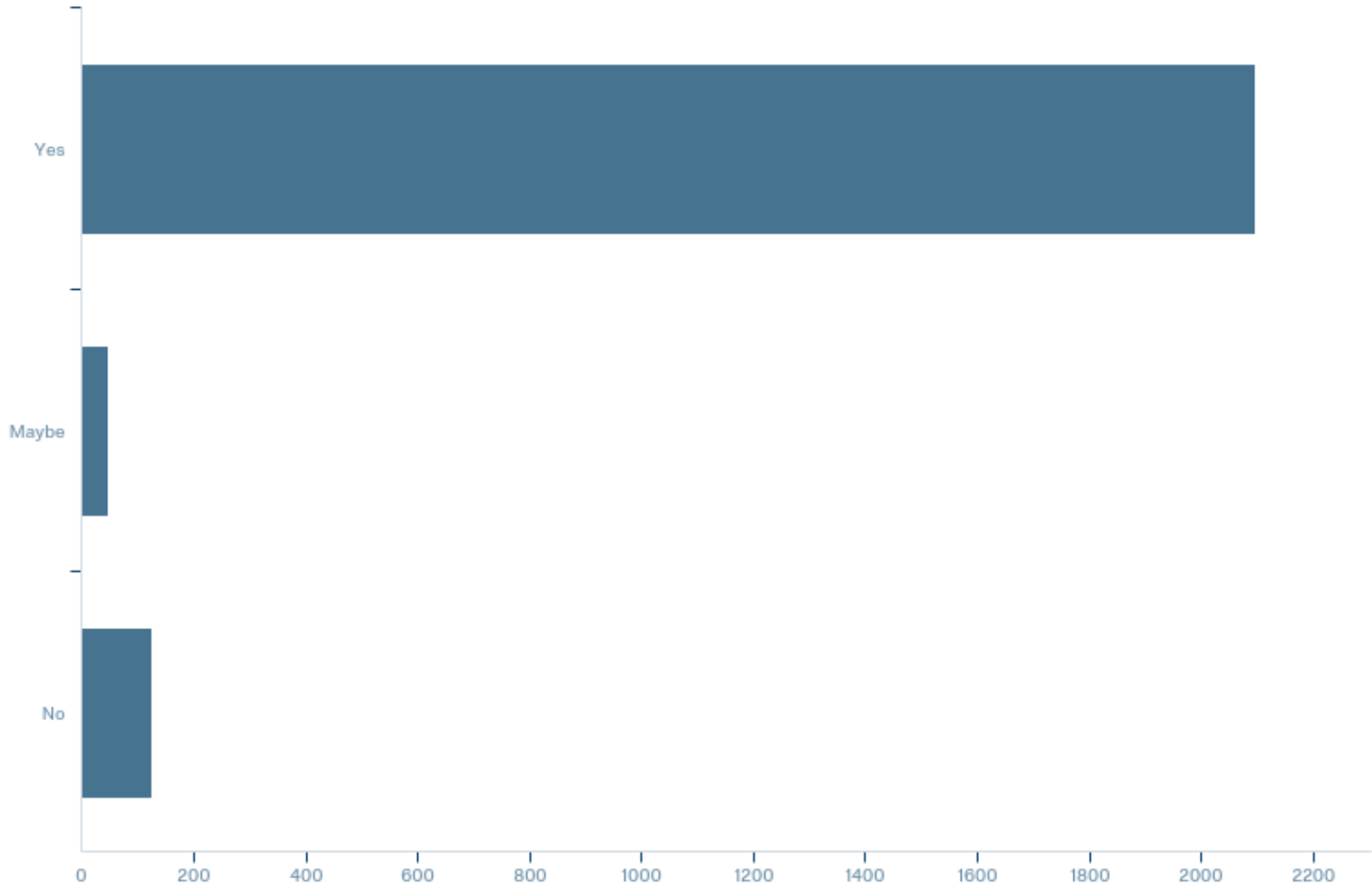


Q4 - Have you attended any recent public information meetings held at various schools to learn more about the 2019 bond and District updates?



#	Answer	%	Count
1	Yes	15.99%	239
2	No	84.01%	1256
	Total	100%	1495

Q5 - Are you currently registered to vote?

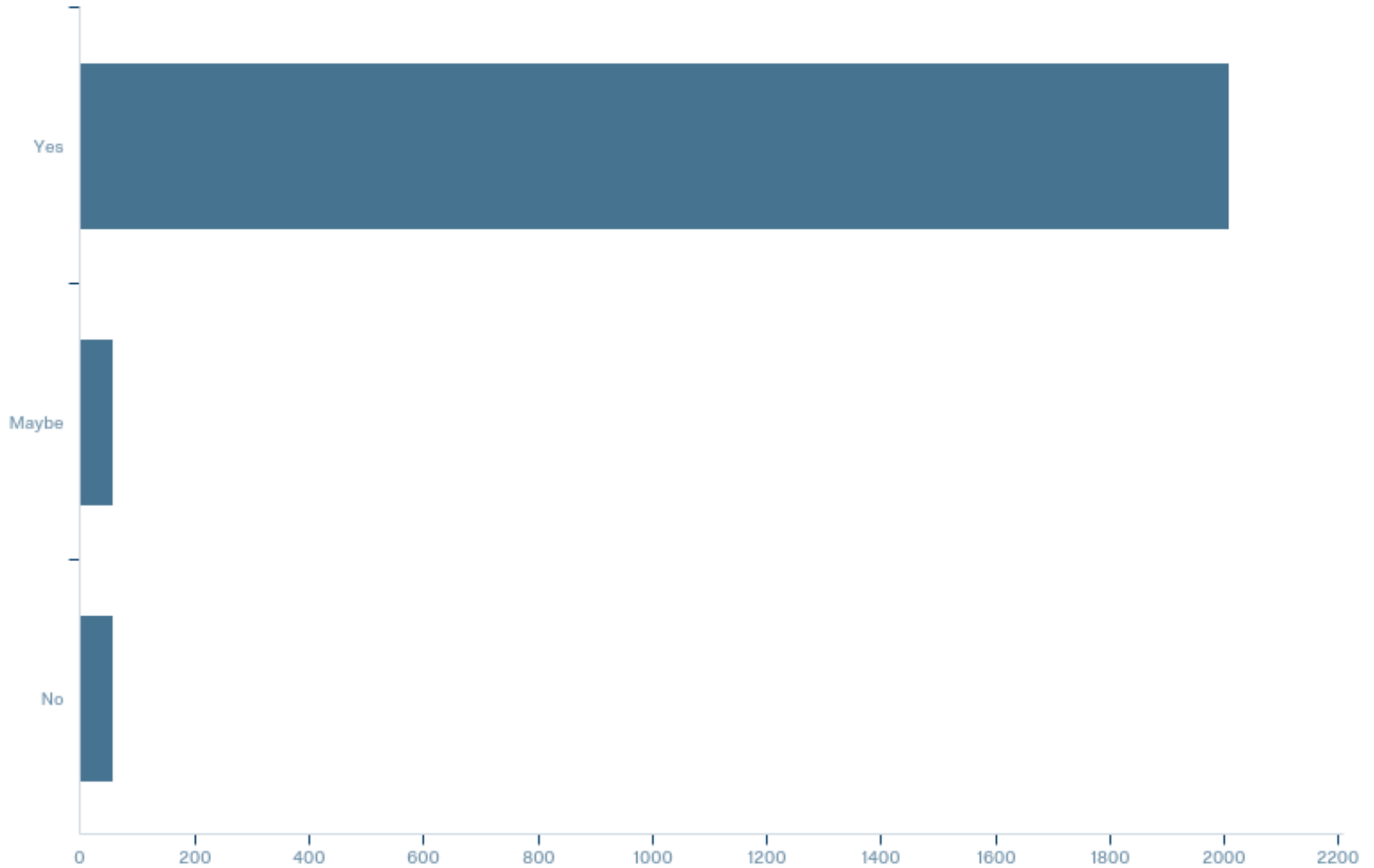


Q5 - Are you currently registered to vote?



#	Answer	%	Count
1	Yes	92.38%	2097
2	Maybe	2.07%	47
3	No	5.55%	126
	Total	100%	2270

Q6 - If yes, are you registered to vote at your current address?

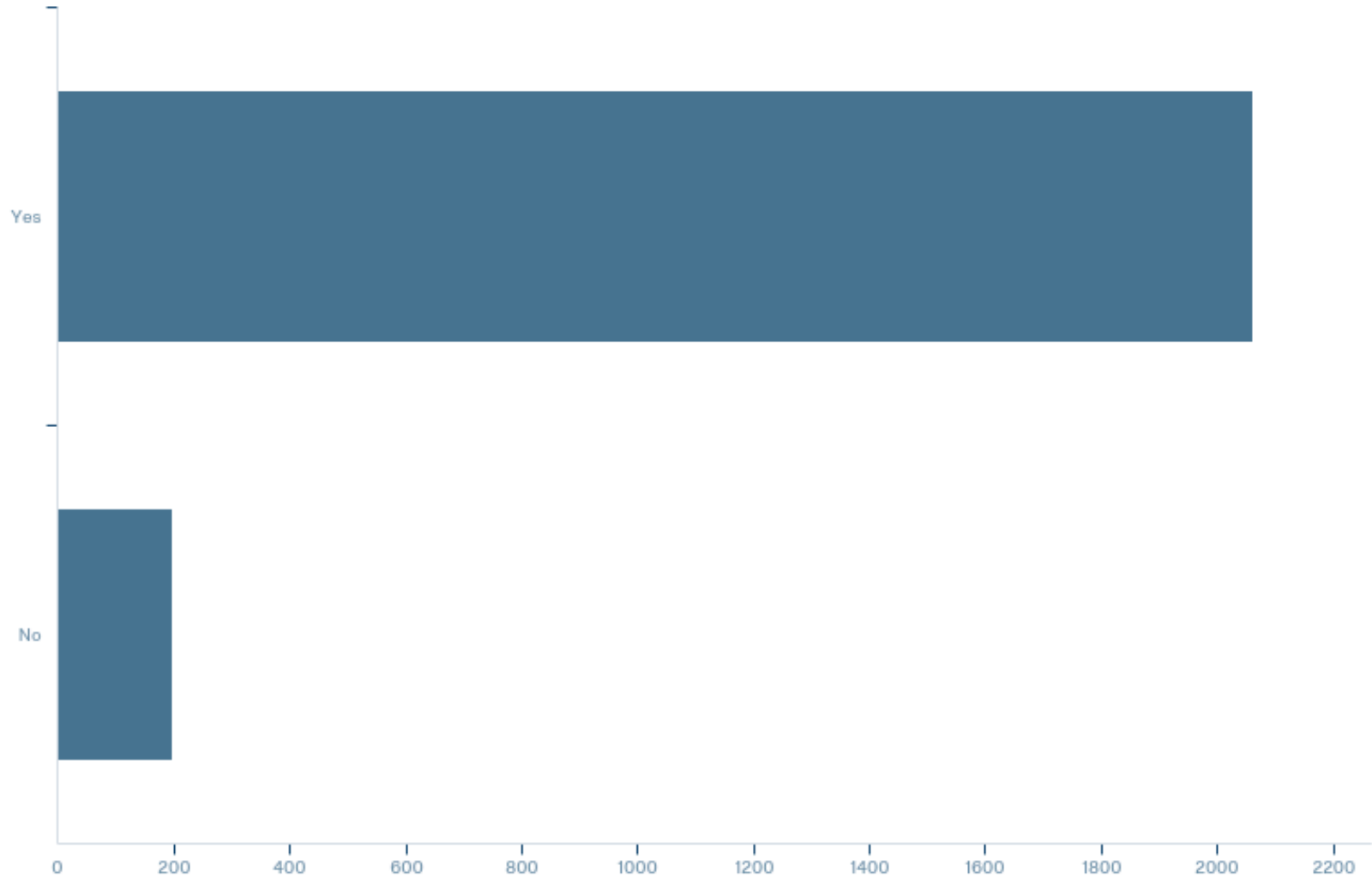


Q6 - If yes, are you registered to vote at your current address?



#	Answer	%	Count
1	Yes	94.59%	2009
2	Maybe	2.68%	57
3	No	2.73%	58
	Total	100%	2124

Q7 - Do you currently have children living at home who are 18 years old, or younger?



Q7 - Do you currently have children living at home who are 18 years old, or younger?



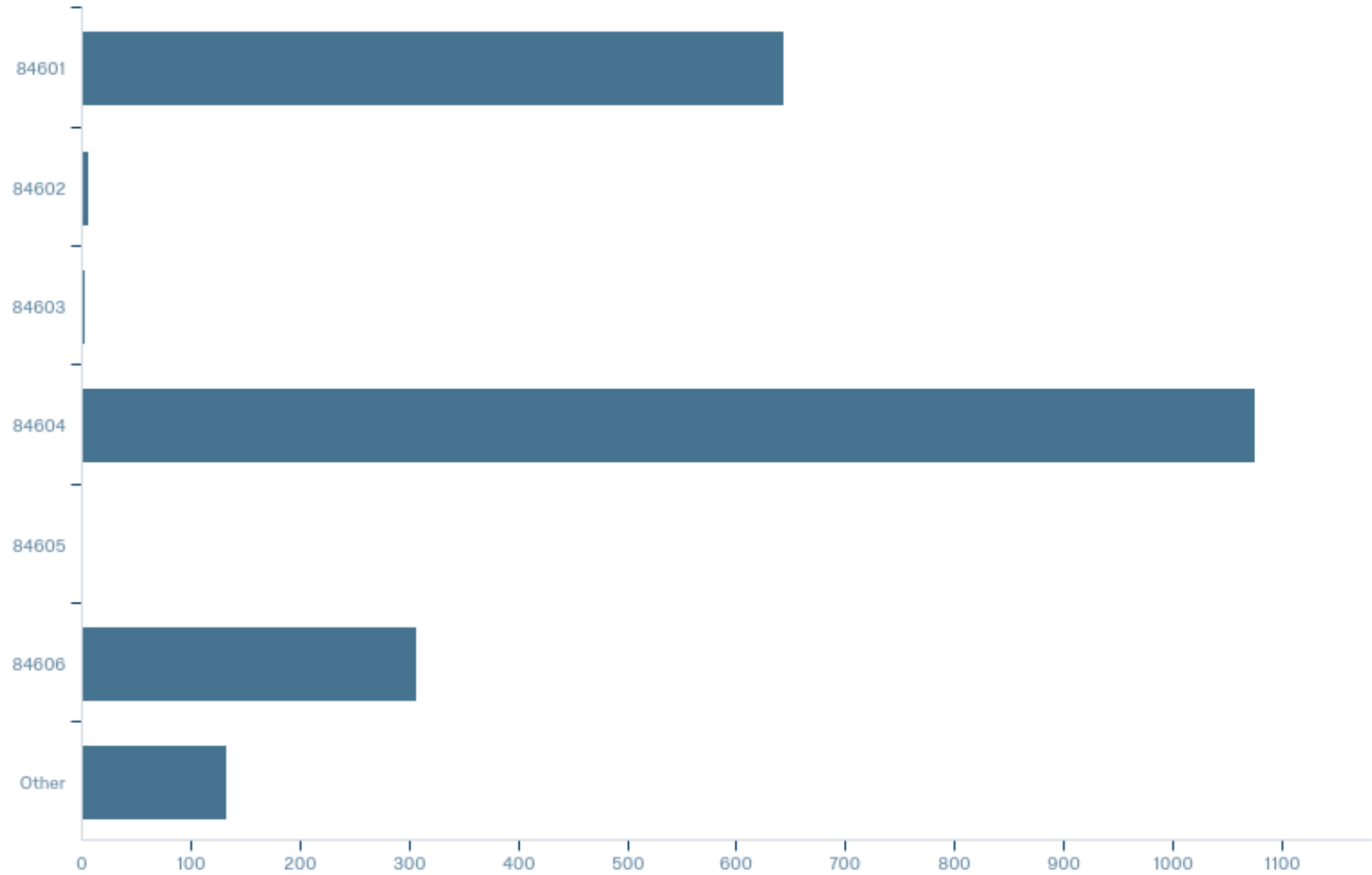
#	Answer	%	Count
1	Yes	91.32%	2062
2	No	8.68%	196
	Total	100%	2258

Q8 - Please indicate how many children living in your home are currently in elementary school, middle school, or high school in Provo City School District.



#	Field	Minimum	Maximum	Mean	Std Deviation	Variance	Count
1	Elementary School	0.00	6.00	1.46	1.12	1.25	1997
2	Middle School	0.00	3.00	0.40	0.54	0.29	1993
3	High School	0.00	11.00	0.71	0.86	0.75	1998

Q9 - What is your ZIP code?



Q9 - What is your ZIP code?



#	Answer	%	Count
1	84601	29.67%	643
2	84602	0.28%	6
3	84603	0.09%	2
4	84604	49.65%	1076
5	84605	0.05%	1
6	84606	14.17%	307
7	Other	6.09%	132
	Total	100%	2167

Q10 – What elementary school is closest to your home?

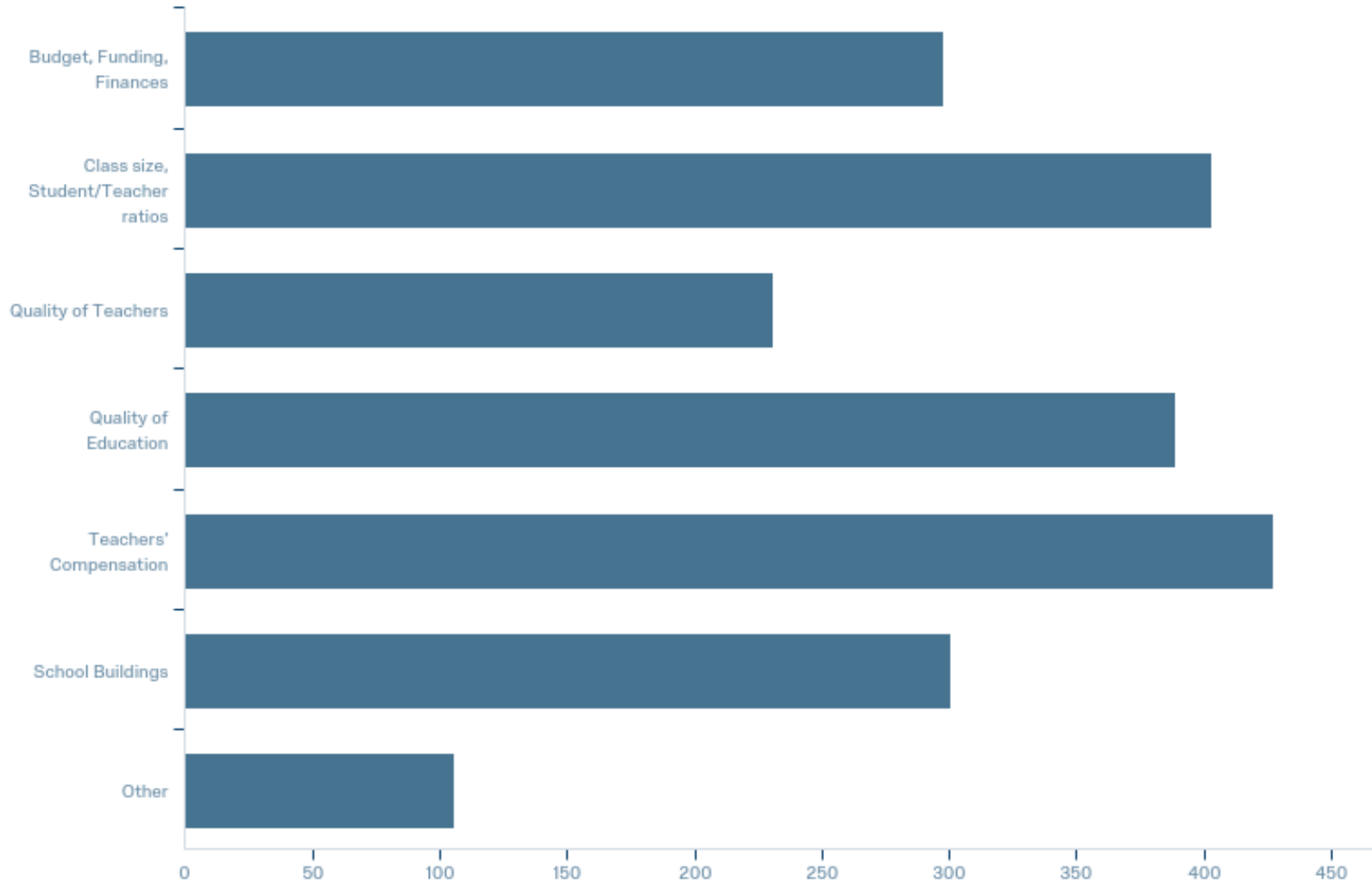


Answer	%	Count
Wasatch Elementary	13%	281
Westridge Elementary	13%	270
Rock Canyon Elementary	13%	266
Edgemont Elementary	11%	242
Lakeview Elementary	10%	219
Timpanogos Elementary	7%	145
Sunset View Elementary	5%	114
Canyon Crest Elementary	5%	109
Provost Elementary	5%	107
Franklin Elementary	4%	95
Provo Peaks Elementary	4%	81
Amelia Earhart Elementary	4%	77
Spring Creek Elementary	3%	54

Q10 – What elementary school is closest to your home?



Q11 - What do you feel is the most important issue facing the Provo City School District today? (Please select one)



Q11 - What do you feel is the most important issue facing the Provo City School District today? (Please select one)



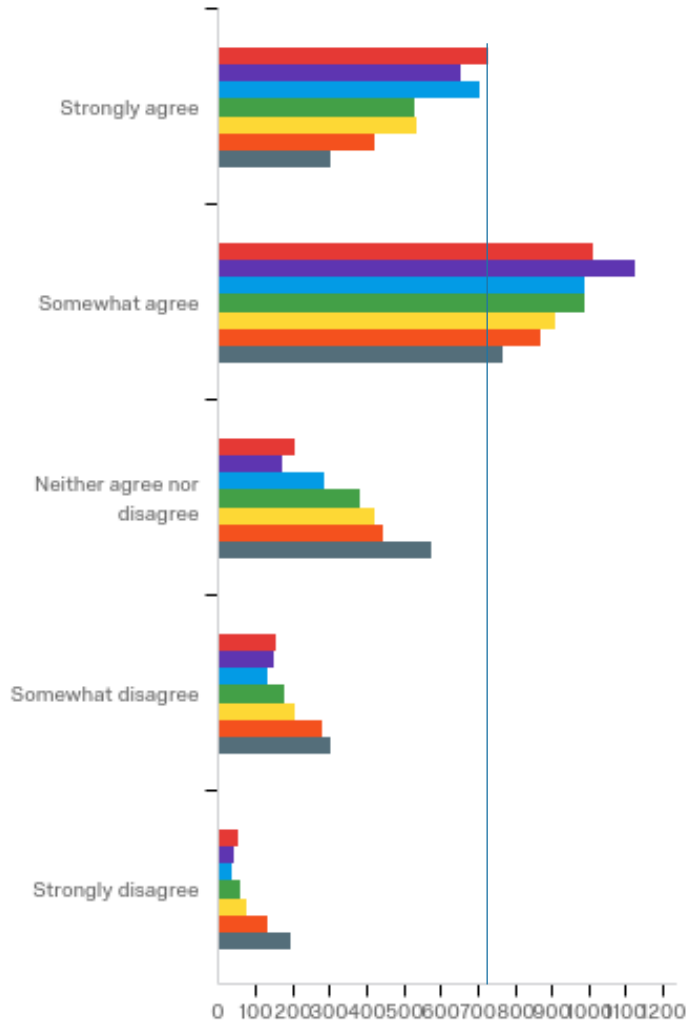
#	Answer	%	Count
1	Budget, Funding, Finances	13.83%	298
2	Class size, Student/Teacher ratios	18.70%	403
3	Quality of Teachers	10.72%	231
4	Quality of Education	18.05%	389
5	Teachers' Compensation	19.81%	427
6	School Buildings	13.97%	301
7	Other	4.92%	106
	Total	100%	2155

Q12 - Using a scale of A+ to F, where A+ is “very satisfied”, and F is “very dissatisfied”, please rate your overall satisfaction with Provo City School District?



#	Answer	%	Count
F	1	1.03%	17
D-	2	0.66%	11
D	3	1.33%	22
D+	4	1.57%	26
C-	5	3.44%	57
C	6	6.47%	107
C+	7	6.34%	105
B-	8	10.03%	166
B	9	20.97%	347
B+	10	20.91%	346
A-	11	13.66%	226
A	12	9.49%	157
A+	13	4.11%	68

Q13 - Please share whether you agree or disagree with each of the following statements:



- The District ensures schools are safe places to learn.
- The schools provide quality educational programs and services.
- The District provides the necessary Technology to prepare students for thei...
- The District is preparing students for college.
- The District provides helpful communication for the Community.
- The District involves Parents in decision making.
- The District spends your Tax dollars wisely.

Q13 - Please share whether you agree or disagree with each of the following statements:



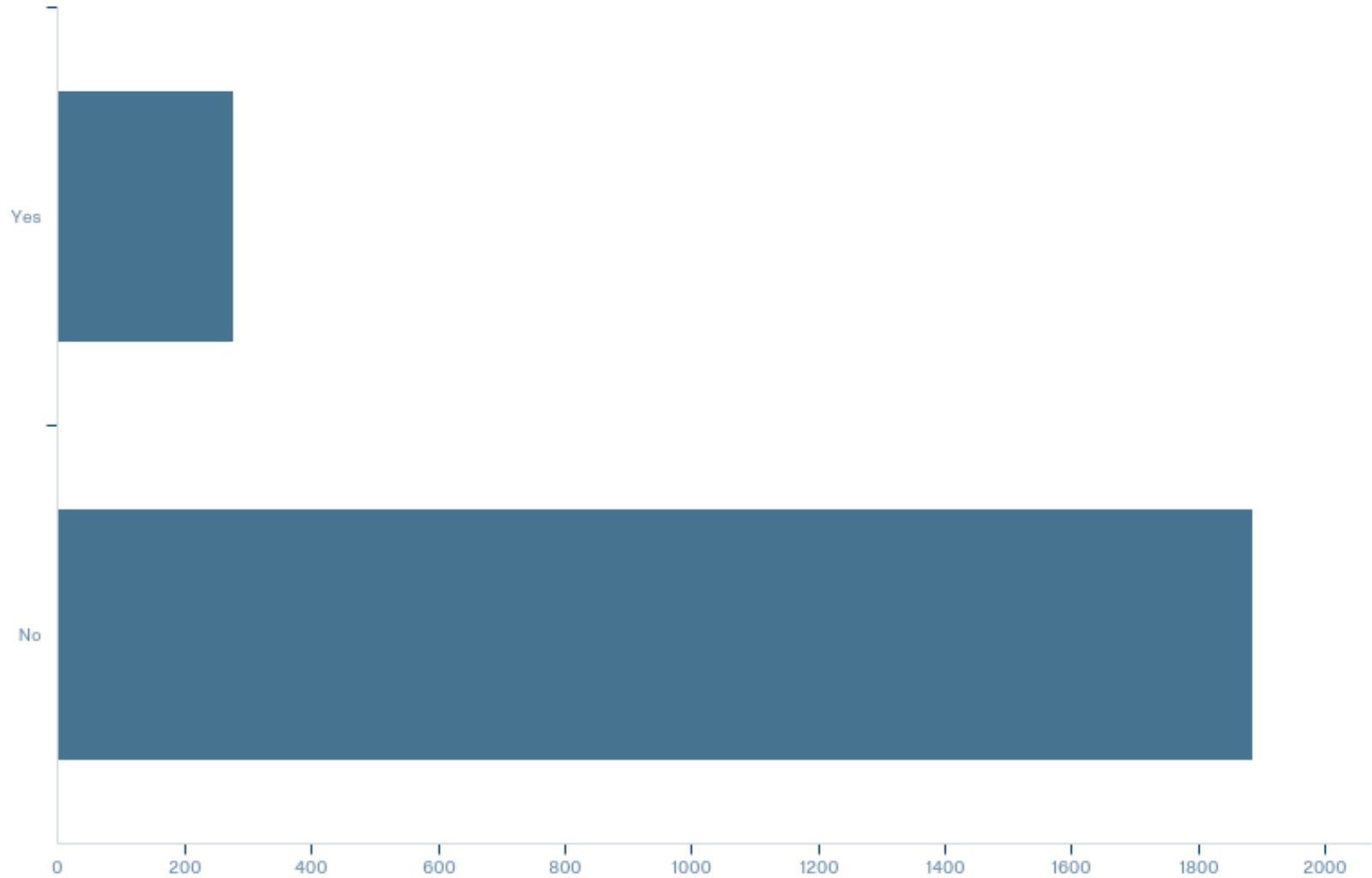
#	Field	Minimum	Maximum	Mean	Std Deviation	Variance	Count
1	The District ensures schools are safe places to learn.	1.00	5.00	1.98	0.98	0.95	2157
2	The schools provide quality educational programs and services.	1.00	5.00	1.98	0.92	0.85	2147
3	The District provides the necessary Technology to prepare students for their future.	1.00	5.00	1.97	0.92	0.85	2151
4	The District is preparing students for college.	1.00	5.00	2.18	0.99	0.98	2141
5	The District provides helpful communication for the Community.	1.00	5.00	2.25	1.04	1.09	2147
6	The District involves Parents in decision making.	1.00	5.00	2.45	1.13	1.27	2145
7	The District spends your Tax dollars wisely.	1.00	5.00	2.68	1.15	1.33	2146

Q13 - Please share whether you agree or disagree with each of the following statements:



#	Question	Strongly agree		Somewhat agree		Neither agree nor disagree		Somewhat disagree		Strongly disagree		Total
1	The District ensures schools are safe places to learn.	33.70%	727	47.01%	1014	9.55%	206	7.14%	154	2.60%	56	2157
2	The schools provide quality educational programs and services.	30.41%	653	52.45%	1126	8.10%	174	7.03%	151	2.00%	43	2147
3	The District provides the necessary Technology to prepare students for their future.	32.91%	708	46.12%	992	13.20%	284	6.14%	132	1.63%	35	2151
4	The District is preparing students for college.	24.75%	530	46.10%	987	17.98%	385	8.45%	181	2.71%	58	2141
5	The District provides helpful communication for the Community.	24.87%	534	42.34%	909	19.66%	422	9.64%	207	3.49%	75	2147
6	The District involves Parents in decision making.	19.63%	421	40.56%	870	20.75%	445	12.96%	278	6.11%	131	2145
7	The District spends your Tax dollars wisely.	14.26%	306	35.88%	770	26.79%	575	14.07%	302	8.99%	193	2146

Q15 - Do any of your children currently attend Dixon Middle School?

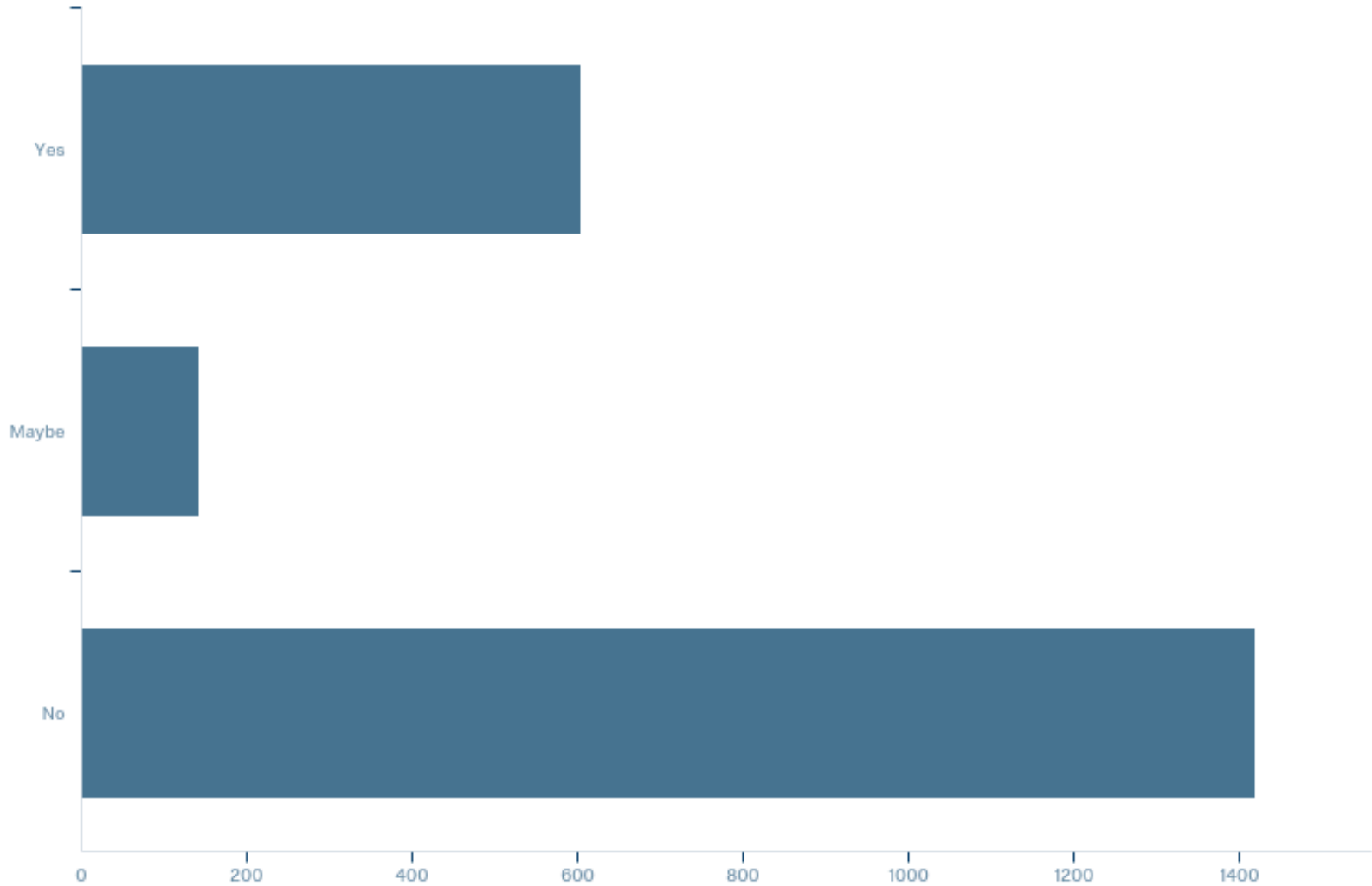


Q15 - Do any of your children currently attend Dixon Middle School?



#	Answer	%	Count
1	Yes	12.84%	278
2	No	87.16%	1887
	Total	100%	2165

Q16 - Will any of your children attend Dixon Middle School in the next five years?

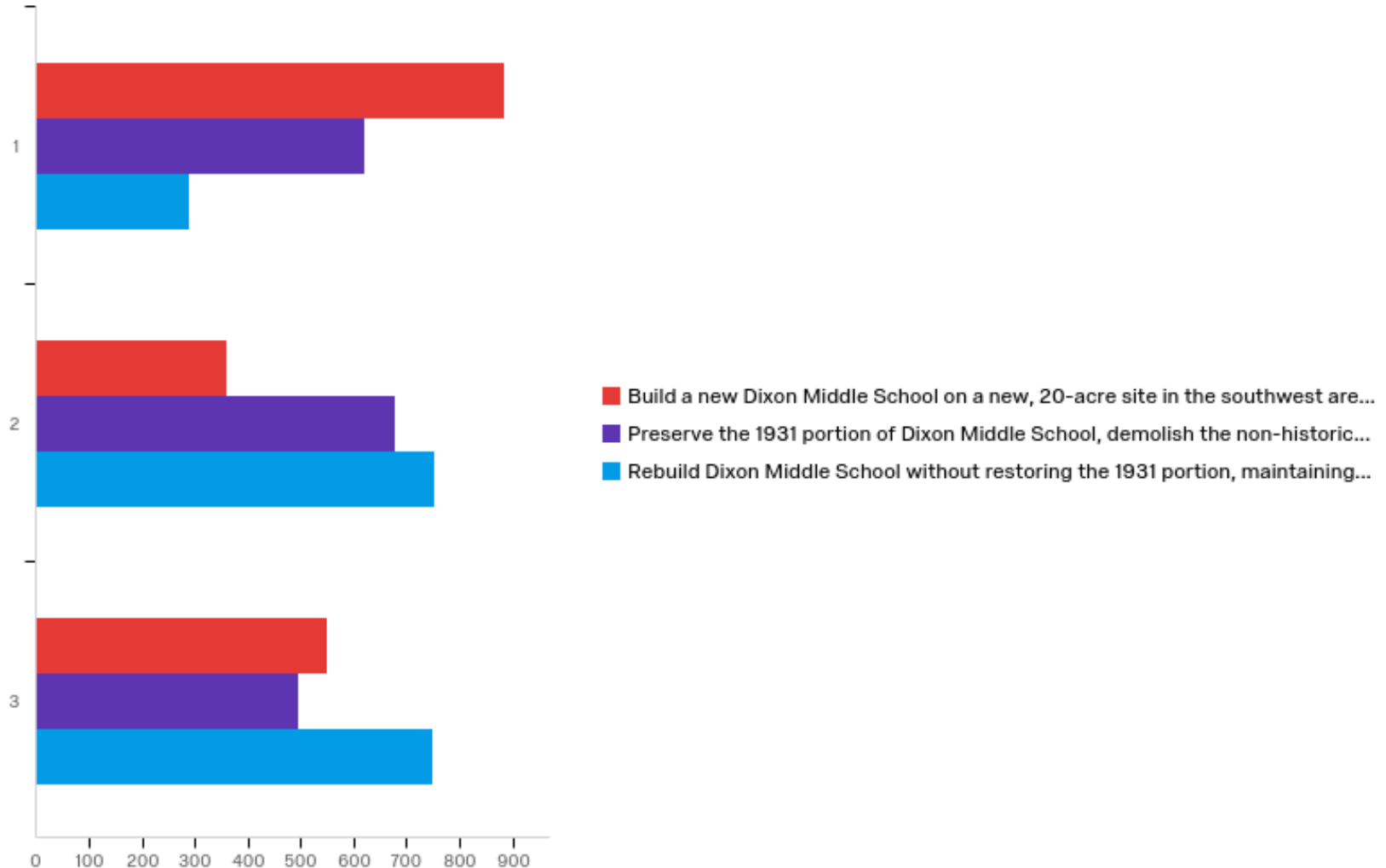


Q16 - Will any of your children attend Dixon Middle School in the next five years?



#	Answer	%	Count
1	Yes	27.89%	604
2	Maybe	6.56%	142
3	No	65.56%	1420
	Total	100%	2166

Q17 - There are a number of options to meet the needs for future Dixon Middle School students moving forward. Currently, Provo City School District is assessing three options for Dixon Middle School. Please arrange the three options below in order of your personal priority with one being your most preferred approach and three being your least preferred approach.

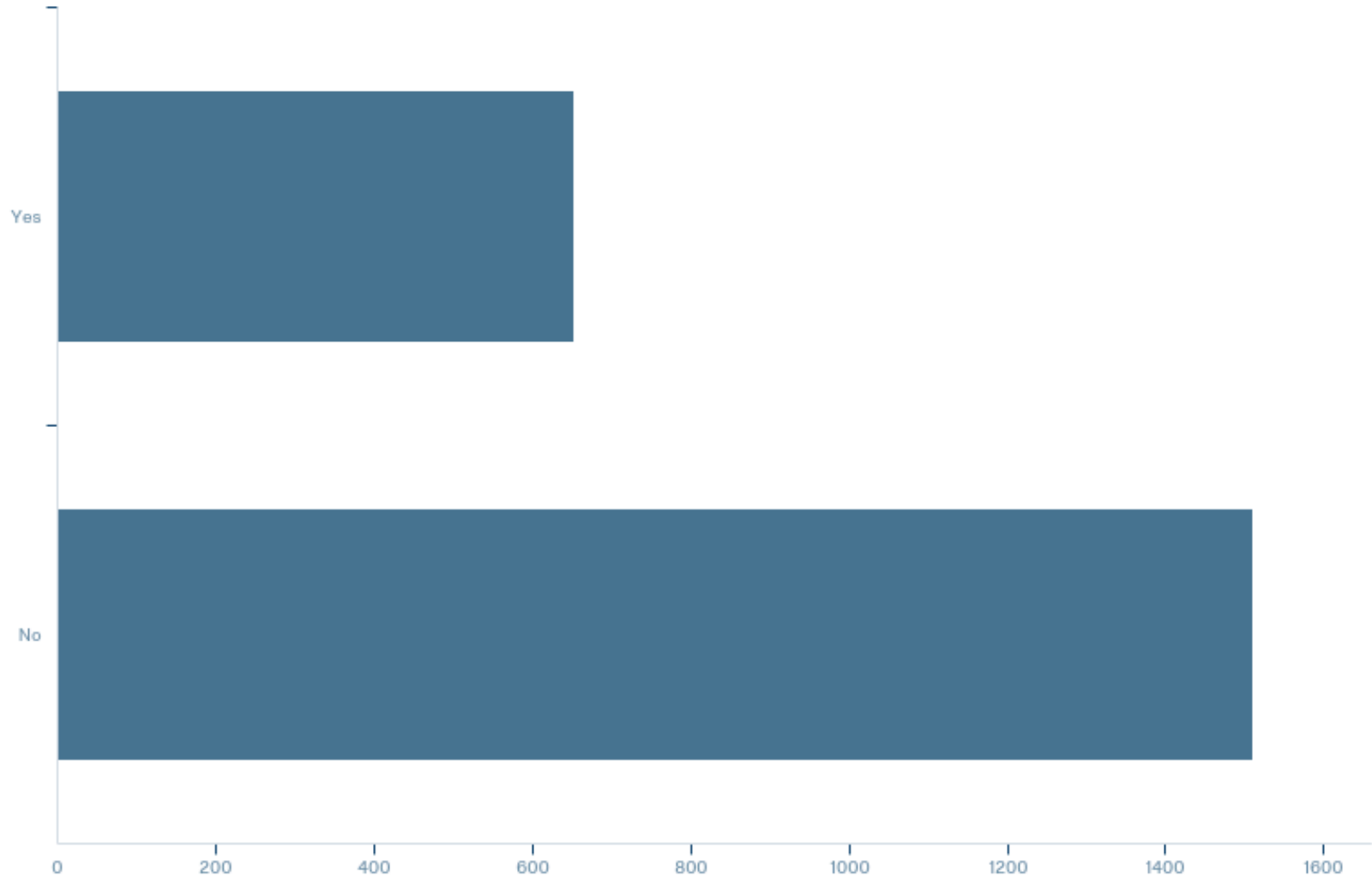


Q17 - There are a number of options to meet the needs for future Dixon Middle School students moving forward. Currently, Provo City School District is assessing three options for Dixon Middle School. Please arrange the three options below in order of your personal priority with one being your most preferred approach and three being your least preferred approach.



#	Question	1		2		3		Total
1	Build a new Dixon Middle School on a new, 20-acre site in the southwest area of Provo, using the existing Dixon campus for District Services and a Community Center.	49.25%	883	20.13%	361	30.62%	549	1793
2	Preserve the 1931 portion of Dixon Middle School, demolish the non-historic areas and replace them with new construction, maintaining a middle school on the existing site, which is less than 8 acres.	34.63%	621	37.81%	678	27.55%	494	1793
3	Rebuild Dixon Middle School without restoring the 1931 portion, maintaining a middle school on the existing site, which is less than 8 acres.	16.12%	289	42.05%	754	41.83%	750	1793

Q18 - Do any of your children attend Timpview High School?

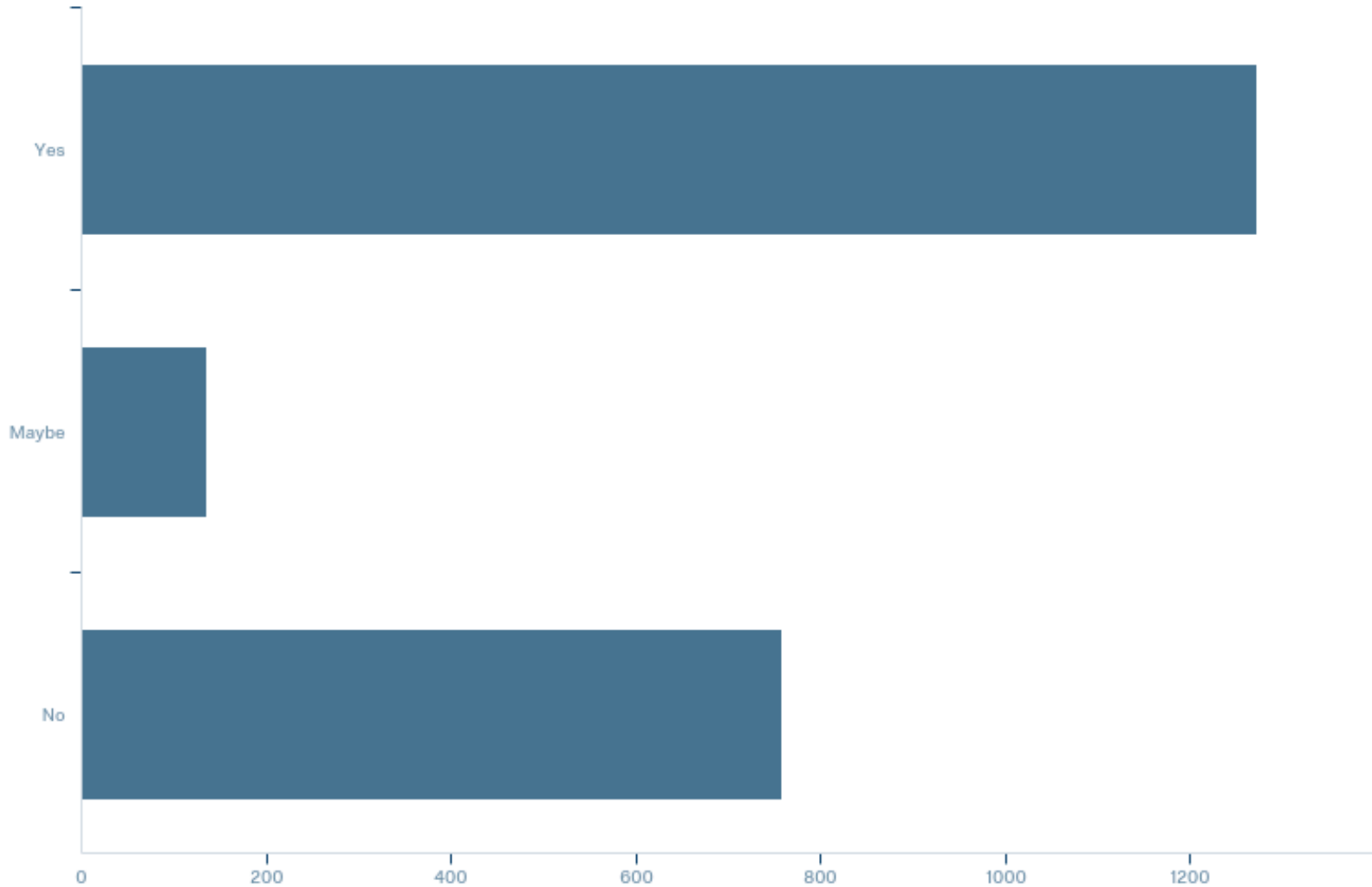


Q18 - Do any of your children attend Timpview High School?



#	Answer	%	Count
1	Yes	30.18%	653
2	No	69.82%	1511
	Total	100%	2164

Q19 - Are you aware of the building settlement challenges at Timpview High School that have resulted from collapsible/clay soils?

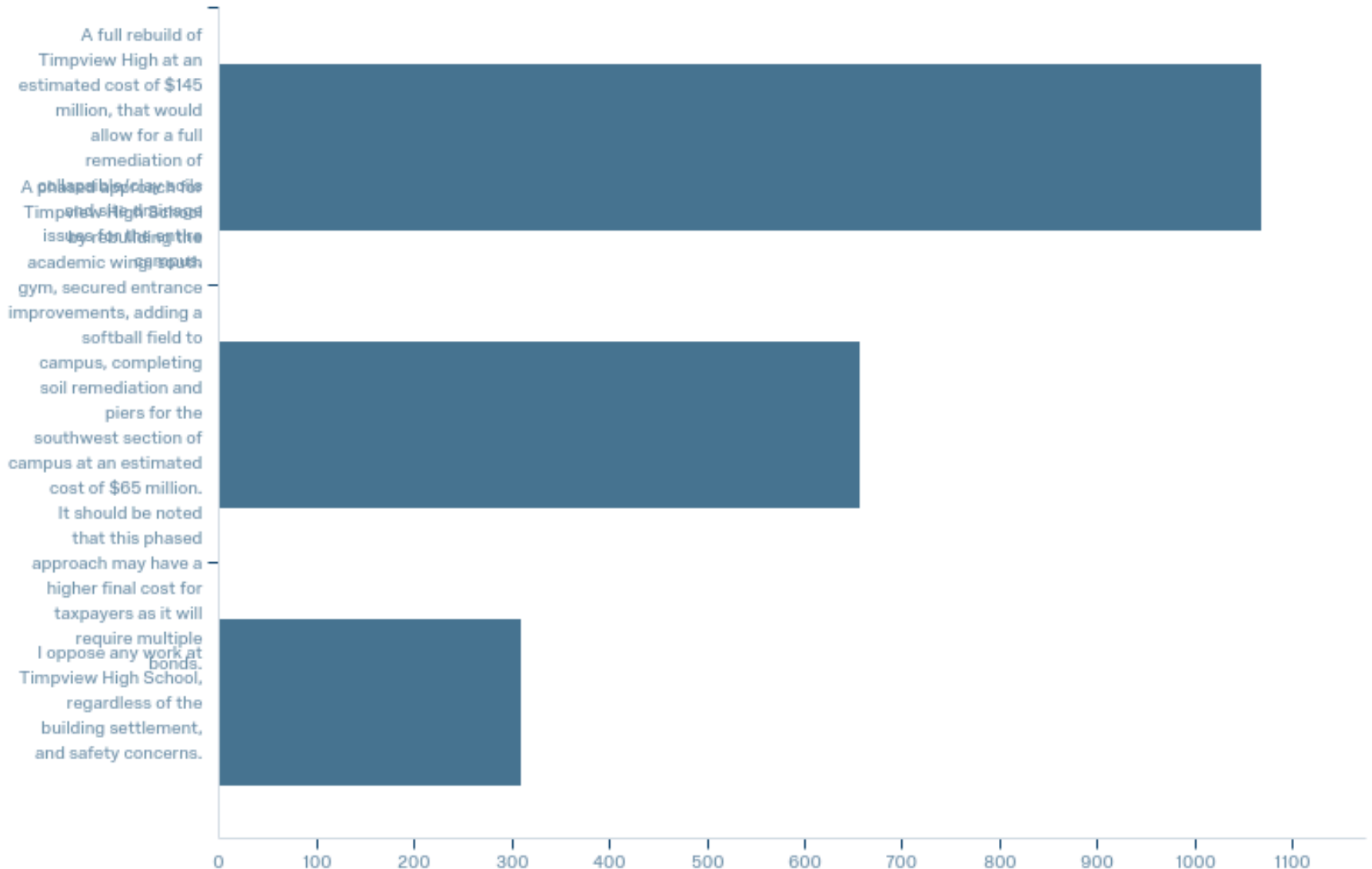


Q19 - Are you aware of the building settlement challenges at Timpview High School that have resulted from collapsible/clay soils?



#	Answer	%	Count
1	Yes	58.78%	1272
2	Maybe	6.19%	134
3	No	35.03%	758
	Total	100%	2164

Q20 - Provo City School District has been reviewing two options to address the collapsible soils and building settlement at Timpview High School. Please select the option that you feel best meets the needs of the community.



Q20 - Provo City School District has been reviewing two options to address the collapsible soils and building settlement at Timpview High School. Please select the option that you feel best meets the needs of the community.



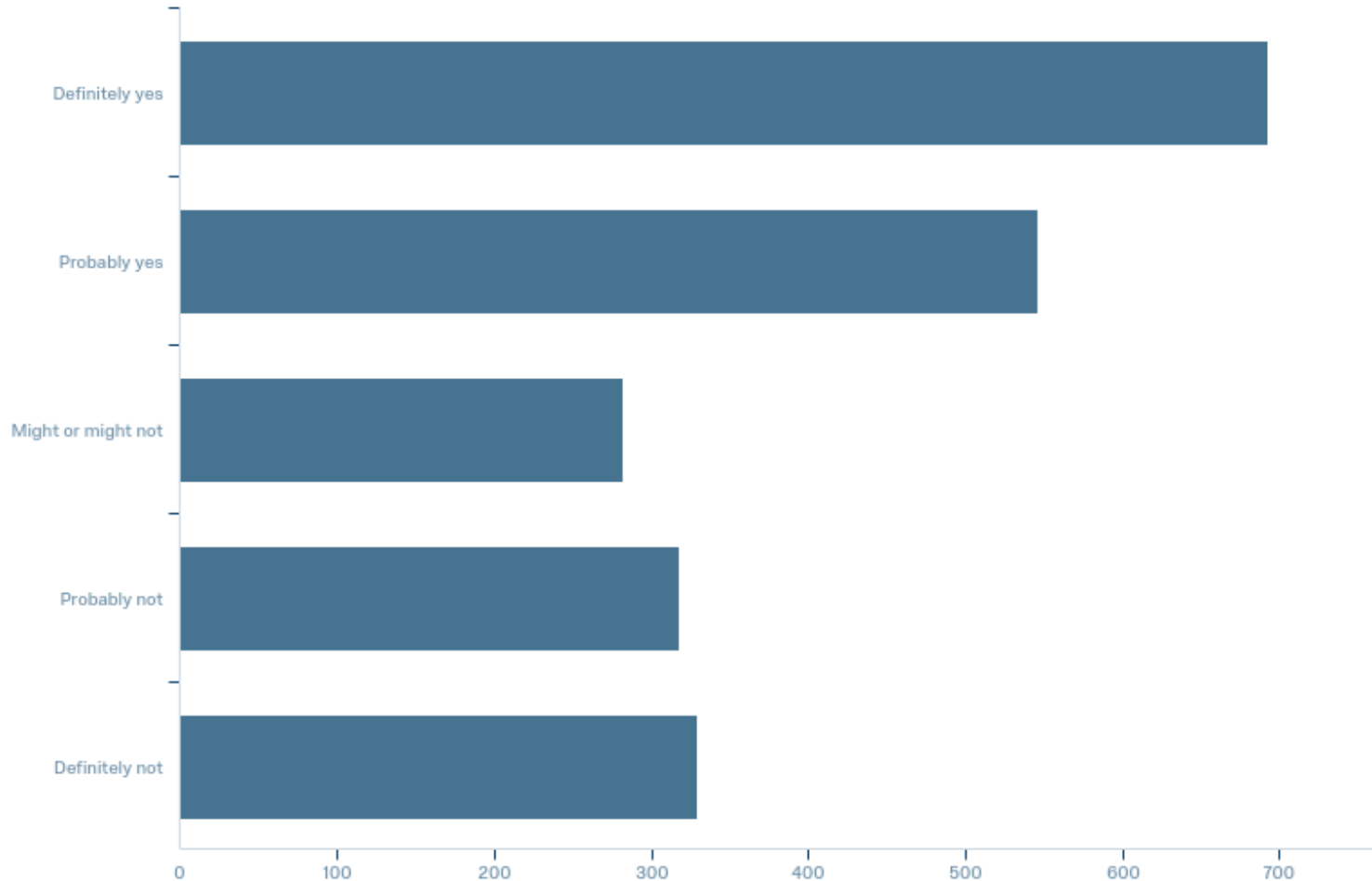
#	Answer	%	Count
1	A full rebuild of Timpview High at an estimated cost of \$145 million, that would allow for a full remediation of collapsible/clay soils and site drainage issues for the entire campus.	52.53%	1069
2	A phased approach for Timpview High School by rebuilding the academic wing, south gym, secured entrance improvements, adding a softball field to campus, completing soil remediation and piers for the southwest section of campus at an estimated cost of \$65 million. It should be noted that this phased approach may have a higher final cost for taxpayers as it will require multiple bonds.	32.24%	656
3	I oppose any work at Timpview High School, regardless of the building settlement, and safety concerns.	15.23%	310
	Total	100%	2035

Q21 - Would you support a \$255 million bond to include the following:

- Rebuild Dixon Middle School on the current campus, including preserving the 1931 building for an estimated cost of \$65 million.
- Complete a full rebuild of Timpview High for an estimated cost of \$145 million.
- Rebuild Wasatch Elementary on the current campus for an estimated cost of \$30 million
- Include a classroom addition for Westridge Elementary for \$10 million
- Include \$5 million for safety & security upgrades throughout the District for schools.



This option would impact a home owner by an estimated maximum of \$55.63/year (\$4.63/month) for each \$100,000 in taxable value for each of the 3 years bonds are issued. For example, \$166.89/year (\$13.91/month) for a \$300,000 home. The tax impact would start to decrease after the 3rd year.



Q21 - Would you support a \$255 million bond to include the following:

- Rebuild Dixon Middle School on the current campus, including preserving the 1931 building for an estimated cost of \$65 million.
- Complete a full rebuild of Timpview High for an estimated cost of \$145 million.
- Rebuild Wasatch Elementary on the current campus for an estimated cost of \$30 million
- Include a classroom addition for Westridge Elementary for \$10 million
- Include \$5 million for safety & security upgrades throughout the District for schools.



This option would impact a home owner by an estimated maximum of \$55.63/year (\$4.63/month) for each \$100,000 in taxable value for each of the 3 years bonds are issued. For example, \$166.89/year (\$13.91/month) for a \$300,000 home. The tax impact would start to decrease after the 3rd year.

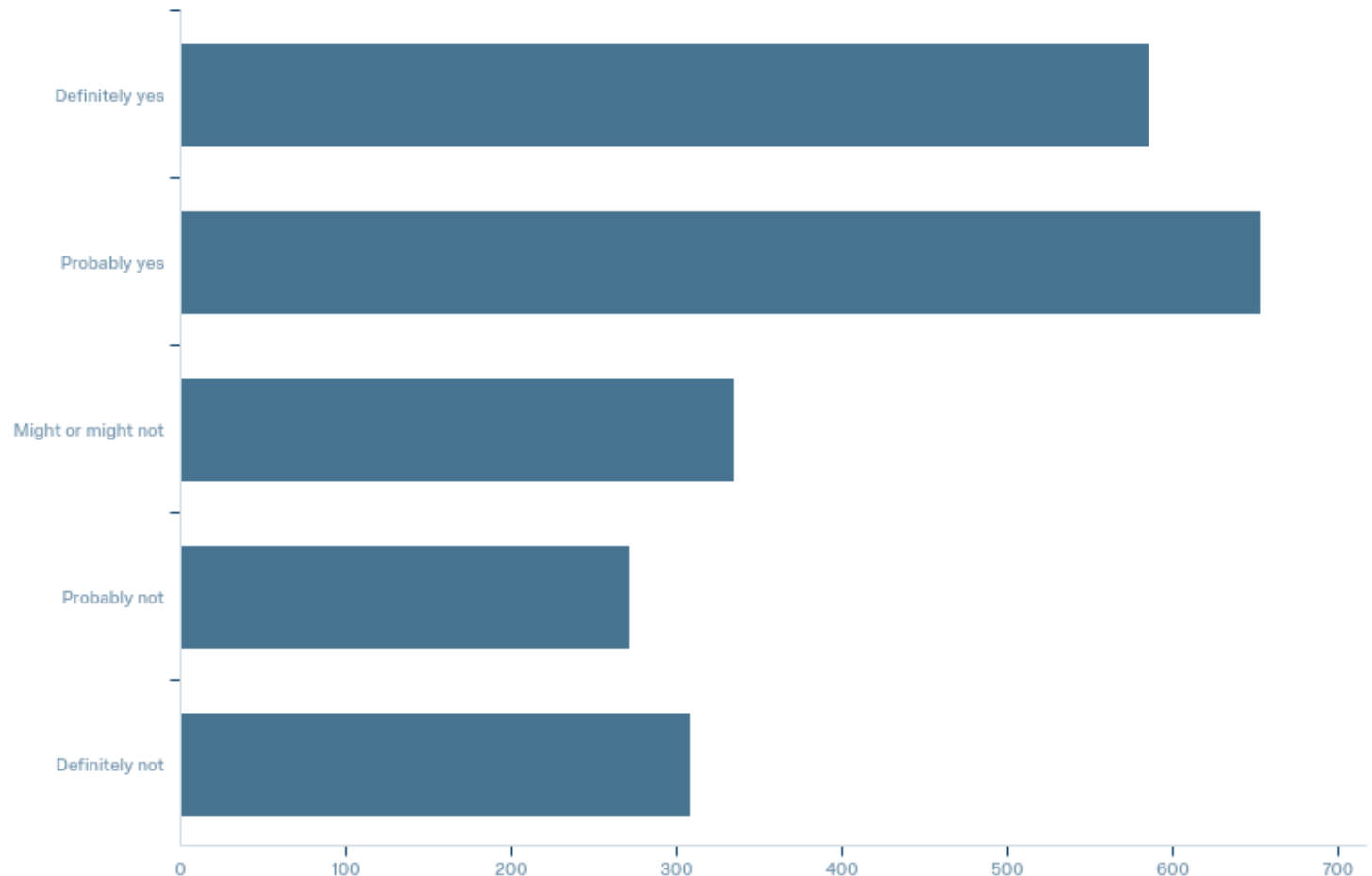
#	Answer	%	Count
1	Definitely yes	31.93%	692
2	Probably yes	25.20%	546
3	Might or might not	13.01%	282
4	Probably not	14.67%	318
5	Definitely not	15.18%	329
	Total	100%	2167



Q22 - Would you support a \$165 million bond to include the following:

- Rebuild Dixon Middle School on a new site in the south west area of Provo for \$55 million
- Complete a Phase 1 project for Timpview High including a new academic wing, a new south gym, adding a softball field on campus, creating a secured entrance at the north side of campus, resolving current building settlement issues on the southwest side of the site for \$65 million
- Rebuild Wasatch Elementary on the current campus for \$30 million
- Include a classroom addition for Westridge Elementary for \$10 million
- Include \$5 million for safety & security upgrades throughout the District for schools

This option would impact a home owner by an estimated maximum of \$32.42/year (\$2.70/month) for each \$100,000 in taxable value for each of the 3 years bonds are issued. For example, \$97.26/year (\$8.10/month) for a \$300,000 home. The tax impact would start to decrease after the 3rd year.





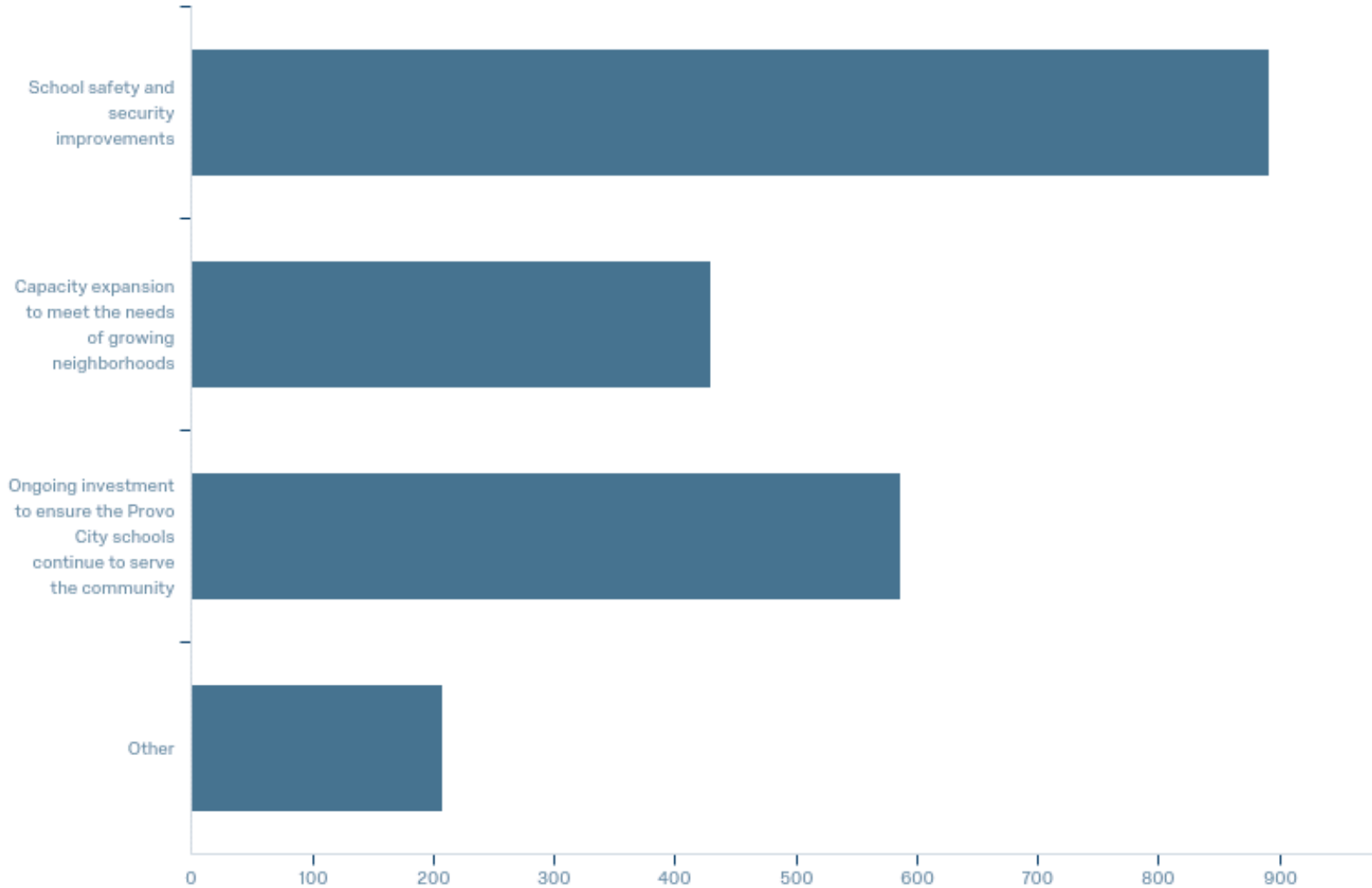
Q22 - Would you support a \$165 million bond to include the following:

- Rebuild Dixon Middle School on a new site in the south west area of Provo for \$55 million
- Complete a Phase 1 project for Timpview High including a new academic wing, a new south gym, adding a softball field on campus, creating a secured entrance at the north side of campus, resolving current building settlement issues on the southwest side of the site for \$65 million
- Rebuild Wasatch Elementary on the current campus for \$30 million
- Include a classroom addition for Westridge Elementary for \$10 million
- Include \$5 million for safety & security upgrades throughout the District for schools

This option would impact a home owner by an estimated maximum of \$32.42/year (\$2.70/month) for each \$100,000 in taxable value for each of the 3 years bonds are issued. For example, \$97.26/year (\$8.10/month) for a \$300,000 home. The tax impact would start to decrease after the 3rd year.

#	Answer	%	Count
1	Definitely yes	27.21%	586
2	Probably yes	30.32%	653
3	Might or might not	15.55%	335
4	Probably not	12.58%	271
5	Definitely not	14.35%	309
	Total	100%	2154

Q23 - What elements of the proposed bond(s) do you most support?

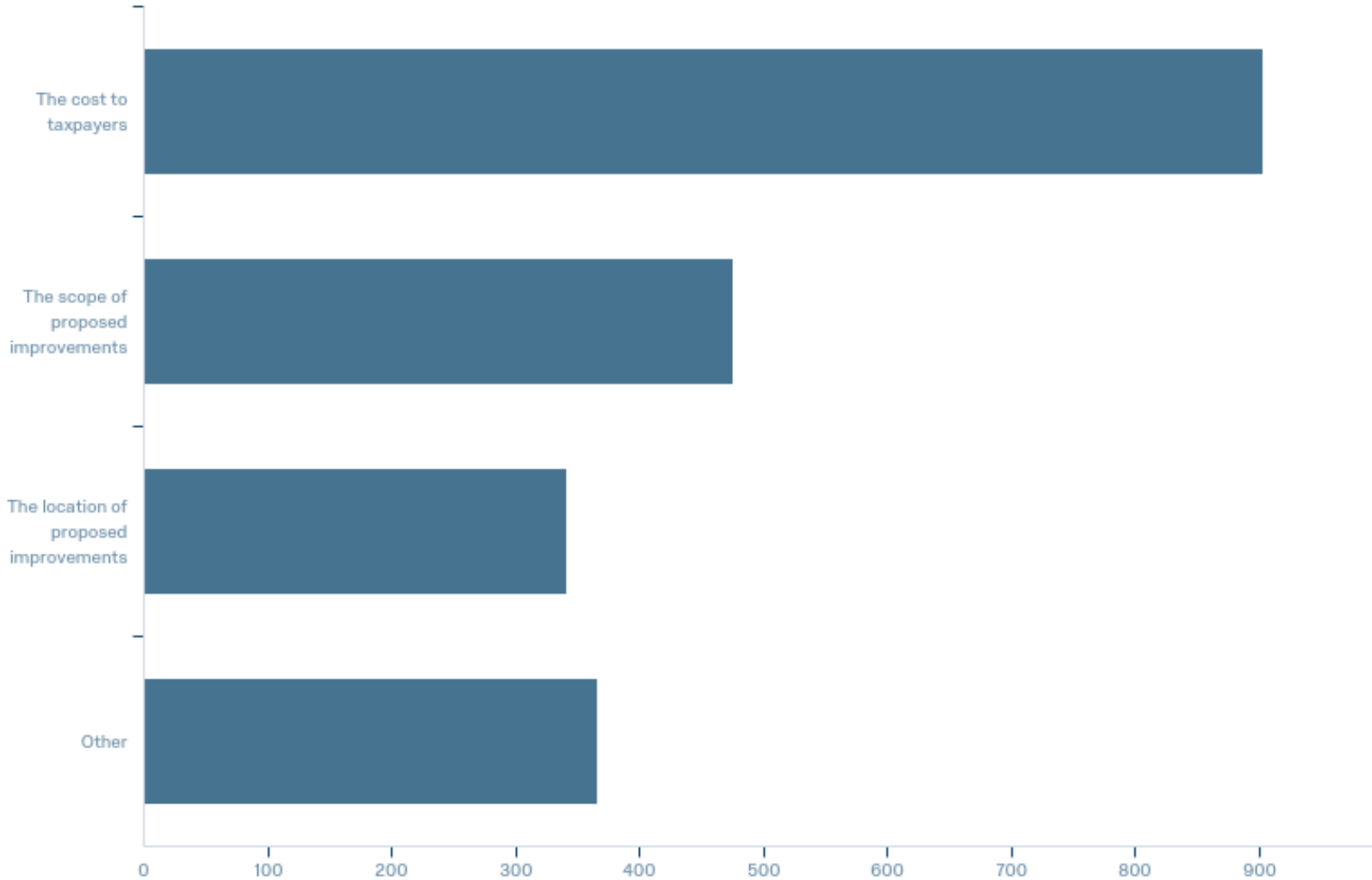


Q23 - What elements of the proposed bond(s) do you most support?



#	Answer	%	Count
1	School safety and security improvements	42.16%	892
2	Capacity expansion to meet the needs of growing neighborhoods	20.32%	430
3	Ongoing investment to ensure the Provo City schools continue to serve the community	27.74%	587
4	Other	9.78%	207
	Total	100%	2116

Q24 - What elements of the proposed bond(s) most concern you?

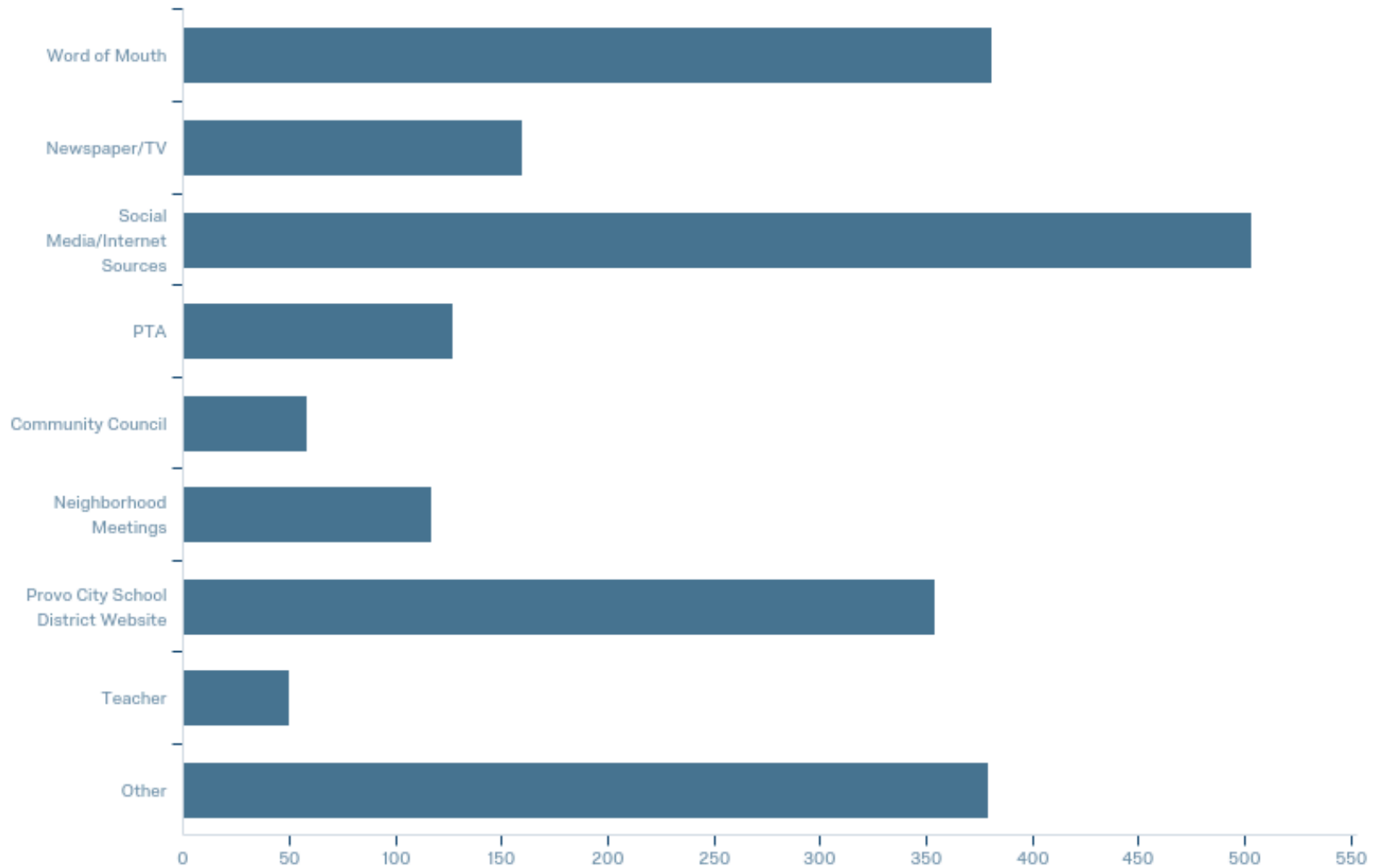


Q24 - What elements of the proposed bond(s) most concern you?



#	Answer	%	Count
1	The cost to taxpayers	43.29%	903
2	The scope of proposed improvements	22.82%	476
3	The location of proposed improvements	16.35%	341
4	Other	17.55%	366
	Total	100%	2086

Q25 - Where do you obtain most of your information about Provo City School District?



Q25 - Where do you obtain most of your information about Provo City School District?



#	Answer	%	Count
1	Word of Mouth	17.90%	381
2	Newspaper/TV	7.52%	160
3	Social Media/Internet Sources	23.63%	503
4	PTA	5.97%	127
5	Community Council	2.72%	58
6	Neighborhood Meetings	5.50%	117
7	Provo City School District Website	16.63%	354
8	Teacher	2.35%	50
9	Other	17.80%	379
	Total	100%	2129